


# NONCOMMUNICABLE DISEASES

COUNTRY PROFILES 2018



World Health  
Organization



# **NONCOMMUNICABLE DISEASES**

## COUNTRY PROFILES 2018

Noncommunicable diseases country profiles 2018

ISBN 978-92-4-151462-0

© World Health Organization 2018

Some rights reserved. This work is available under the Creative Commons Attribution-NonCommercial-ShareAlike 3.0 IGO licence (CC BY-NC-SA 3.0 IGO; <https://creativecommons.org/licenses/by-nc-sa/3.0/igo>).

Under the terms of this licence, you may copy, redistribute and adapt the work for non-commercial purposes, provided the work is appropriately cited, as indicated below. In any use of this work, there should be no suggestion that WHO endorses any specific organization, products or services. The use of the WHO logo is not permitted. If you adapt the work, then you must license your work under the same or equivalent Creative Commons licence. If you create a translation of this work, you should add the following disclaimer along with the suggested citation: "This translation was not created by the World Health Organization (WHO). WHO is not responsible for the content or accuracy of this translation. The original English edition shall be the binding and authentic edition".

Any mediation relating to disputes arising under the licence shall be conducted in accordance with the mediation rules of the World Intellectual Property Organization.

**Suggested citation.** Noncommunicable diseases country profiles 2018. Geneva: World Health Organization; 2018. Licence: CC BY-NC-SA 3.0 IGO.

**Cataloguing-in-Publication (CIP) data.** CIP data are available at <http://apps.who.int/iris>.

**Sales, rights and licensing.** To purchase WHO publications, see <http://apps.who.int/bookorders>. To submit requests for commercial use and queries on rights and licensing, see <http://www.who.int/about/licensing>.

**Third-party materials.** If you wish to reuse material from this work that is attributed to a third party, such as tables, figures or images, it is your responsibility to determine whether permission is needed for that reuse and to obtain permission from the copyright holder. The risk of claims resulting from infringement of any third-party-owned component in the work rests solely with the user.

**General disclaimers.** The designations employed and the presentation of the material in this publication do not imply the expression of any opinion whatsoever on the part of WHO concerning the legal status of any country, territory, city or area or of its authorities, or concerning the delimitation of its frontiers or boundaries. Dotted and dashed lines on maps represent approximate border lines for which there may not yet be full agreement.

The mention of specific companies or of certain manufacturers' products does not imply that they are endorsed or recommended by WHO in preference to others of a similar nature that are not mentioned. Errors and omissions excepted, the names of proprietary products are distinguished by initial capital letters.

All reasonable precautions have been taken by WHO to verify the information contained in this publication. However, the published material is being distributed without warranty of any kind, either expressed or implied. The responsibility for the interpretation and use of the material lies with the reader. In no event shall WHO be liable for damages arising from its use.

Printed in Switzerland

# CONTENTS

**6**

Acknowledgements

**7**

Foreword

**8**

Executive  
Summary

**10**

Overview

**20**

Explanatory  
notes

**25**

References

**27**

Country  
profiles

# ACKNOWLEDGEMENTS

This report was prepared by Leanne Riley and Melanie Cowan with assistance from Amber Abernethie, Rebecka Mozes and Kate Sheffer.

Contributions to the report were made by Heather Adair-Rohani, Melanie Bertram, Douglas Bettcher, Fiona Bull, Roberta Caixeta, Alison Commar, Jean-Marie Dangou, Hicham El Berri, Alexandra Fleischmann, Heba Fouad, Paul Garwood, Sophie Gummy, Regina Guthold,

Taskeen Khan, Warrick Junsuk Kim, Etienne Krug, Mary-Anne Land, Doris Ma Fat, Wahyu Retno Mahanani, Colin Mathers, Maria Neira, Dolores Ondarsuhu, Oyere Onuma, Vladimir Poznyak, Vinayak Prasad, Annette Pruss-Ustun, Ivo Rakovac, Nivo Ramanandraibe, Manju Rani, Dag Rekve, Stefan Savin, Hai-Rim Shin, Steven Shongwe, Wendy Snowden, Gretchen Stevens, Tamitza Toroyan, Menno Van Hilten, Nola Vanualailai, Cherian Varghese, Temo Waqanivalu and Juana Willumsen.

# FOREWORD



**Dr Svetlana Akselrod**

Assistant Director-General  
World Health Organization

## **Start from the top: It is time to deliver on NCDs and mental health, from capitals to villages**

The human toll of noncommunicable diseases (NCDs) is unacceptable. These diseases are the leading causes of death worldwide, and carry a huge cost that extends beyond health to trap people in poverty, deny them a life of dignity, undermine workforce productivity, and threaten economic prosperity. NCDs are also becoming an issue by creating enormous disparities of opportunity, wealth and power. Their impact on low- and lower-middle-income countries is a key challenge. In all countries, the poorest and most vulnerable populations are those most at risk and the least likely to have access to the services they need to detect and treat NCDs.

It is also, however, a time of immense opportunity. Presidents and Prime-Ministers committed to “strengthen their commitment, as Heads of State and Government, to provide strategic leadership for the prevention and treatment of NCDs” during the third High-level Meeting of the United Nations General Assembly on NCDs which took place on 27 September 2018 in New York.

World leaders made this historic commitment because the responsibility for the NCD agenda can no longer be delegated solely to ministries of health. Many sectors, including finance, trade, agriculture, education and environment, have an impact on risk factors for NCDs, as well as on how governments and communities can tackle these, and therefore must be involved and coordinated for effective action. The political choice to ensure that the national universal health coverage public benefit

package includes NCDs and mental health services requires political leadership and responsibility at all levels.

The world is reaching an inflection point. This new publication explains that now is the time for government leaders to deliver on their time-bound promise to, by 2030, reduce, by one third, premature mortality from NCDs through prevention and treatment, and promote mental health and well-being. Without significant investments now, 15 million people will continue to die each year from NCDs in the prime of their lives, between the ages of 30 and 70. And almost 800 000 people will die from suicide, the second leading cause of death among young adults. Most of these deaths tomorrow can be avoided by Heads of State and Government making smart political choices today.

The overarching message is optimistic. Almost 10 million premature deaths from NCDs can be avoided by 2025 if governments decide, today, to implement the WHO “best buys” for NCDs, endorsed by the World Health Assembly in 2017. Doing so will prevent 17 million strokes and heart attacks by 2030 in the poorest countries, and generate US\$ 350 billion in economic growth. Every US\$1 invested in the proven interventions for NCDs will yield a return of at least US\$7 by 2030.

We have clarity of vision. This publication encourages Heads of State and Government to intensify efforts during the next 3–5 years to put their country on track to attain SDG target 3.4 on NCDs and mental health. This requires making bold political choices in the face of other interests.

# EXECUTIVE SUMMARY

At the First and Second UN High-level Meetings on Noncommunicable Diseases (NCDs) in 2011 and 2014, the World Health Organization released Country Profiles, highlighting the latest data on NCDs in each WHO Member State. This third set of Country Profiles provides an update on each Member State, presenting key data on NCD mortality, risk factor prevalence, national systems capacity to prevent and control NCDs and existence of national targets based on the Global Monitoring Framework. Importantly, these profiles allow Member States to track their progress towards achieving the nine global targets, to be attained by 2025.

These new Country Profiles reflect a broadened scope from “4 x 4”<sup>1</sup> to “5 x 5”, to include mental health and environmental air pollution. For the first time the profiles include Member State-estimates for the number of lives which could be saved by 2025 by implementing the 16 WHO “best buys”.

Global NCD burden remains unacceptably high. In 2016, NCDs were responsible for 41 million of the world’s 57 million deaths (71%). 15 million of these deaths were premature (30 to 70 years). Burden is greatest within low- and middle- income countries, where 78% of all NCD deaths and 85% of premature deaths occurred. Additionally, in 2016, suicide was responsible for almost 800,000 deaths. Risk of premature death from one of the four main NCDs has declined to 18% in 2016, a modest relative reduction of 6% from 2010. By implementing all 16 of the WHO “best buys” in all 194 Member States, a total of 9.6 million premature deaths could be avoided by 2025.

Efforts must be focused on reducing risk factor prevalence. Whilst for some risk factors regional reductions in prevalence have been observed, progress is mixed. If trends continue, it is unlikely the global targets will be reached. Key behavioural risk factors, including harmful use of alcohol, tobacco use, dietary behaviour and physical inactivity are presented in the profiles showing the latest country comparable estimates. The level of alcohol consumption worldwide in 2016 was estimated at 6.4 litres of pure alcohol per person aged 15 years and over. Consumption levels and trends vary across WHO regions. Despite significant decline in recent years, the European region remains the region with the highest rate of alcohol consumption. In 2016, over a quarter of adults (28%) aged 18 years and over were not meeting the WHO recommendations for physical activity. Prevalence of physical inactivity in high income countries was more than double that of low-income countries. Globally women are less active than men, and this is true for the vast majority of countries. Worldwide, levels of physical inactivity have not decreased in the past 15 years and currently, the world is not on track to meet the global 2025 target for reduced physical inactivity. Population data on sodium consumption (salt) remains scarce and so recent comparable estimates were not available. Estimates from 2010 show that most people consume an average of 9 to 12 grams of salt each day-twice the recommended daily intake. The global prevalence of tobacco smoking decreased from 27% in 2000 to 20% in 2016. While smoking among women remains under 10% in most WHO regions, one in three men currently

<sup>1</sup> “4x4” refers to the four main NCDs: cardiovascular diseases, cancers, diabetes and chronic respiratory diseases, and their four shared behavioural risk factors, namely harmful use of alcohol, tobacco use, unhealthy diet and physical inactivity.



smoke and men's smoking rates have reduced only 10% over 16 years. Low- and middle-income countries are, on average, seeing slower declines than high-income countries.

The profiles also provide data on the key metabolic risk factors, namely raised blood pressure, raised blood glucose and obesity. Globally, one in four men and one in five women (22% of adults aged 18 years and over) had raised blood pressure in 2015. Prevalence of raised blood pressure in adults has declined in high-income countries over the last few decades, however it has been stable or increasing in many low-and middle-income countries. The prevalence of raised blood glucose worldwide in 2014 was estimated at 9%. The number of people with diabetes has nearly quadrupled since 1980. All WHO regional figures closely approximate the global figure, with the exception of the WHO Eastern-Mediterranean Region which is markedly higher at 14%. In 2016, there were 650 million obese adults aged 18 years and over, a global prevalence of 13%. Worldwide, the prevalence of obesity has almost tripled since 1975.

Ambient and household air pollution are key underlying causes for NCD deaths from ischemic heart disease, chronic lung diseases, and cancers. In 2016, 91% of the world's population lived in places where the air was unsafe to breathe, according to the WHO Air quality guidelines.

The national systems responses component of the profiles highlight country preparedness to effectively identify those at risk of developing NCDs and manage those with an existing NCD. Less than one in five countries had available data on the proportion of high-risk persons receiving drug therapy and counselling to prevent heart attacks and strokes. Data available from recent national studies show wide variability across countries, from just over 5% of the at-risk population to over 90%. In 2017, around a third of countries reported having more than 50% of health care facilities offering cardiovascular risk stratification for the management of patients at high risk for heart attack and stroke. Almost one in five countries reported having no health facilities offering cardiovascular disease risk stratification. While just over half of countries globally reported having cardiovascular disease guidelines that are widely utilized, this was less than a quarter for low-income countries. In 2017, only a third (35%) of countries had all essential NCD medicines and technologies generally available.

These Country Profiles detail where national targets have been set as of 2017. The most commonly set targets were for tobacco (57% of countries), physical inactivity (51% of countries) and obesity (50% of countries), while just a third of countries had set targets for each of the two national health systems elements. 37% of countries had set no targets in line with the Global Monitoring Framework and an additional 11% had set fewer than 5 of the 9 targets.

# OVERVIEW

## Introduction

Noncommunicable diseases (NCDs) are the leading cause of death globally, and one of the major health challenges of the 21st century. In September 2011, at the United Nations General Assembly in New York, a political declaration was made to strengthen global and national responses to prevent and control NCDs (1). As part of the declaration, WHO was given a leadership role, and subsequently established the WHO Global Action Plan for the Prevention and Control of NCDs 2013–2020 (Global NCD Action Plan) adopted by the World Health Assembly in 2013 (1–3). The Global NCD Action Plan included a global monitoring framework and nine voluntary global targets to be attained by 2025 (2). These targets are aligned to those for NCDs included in the 2030 Agenda for Sustainable Development adopted at the United Nations Summit on Sustainable Development in September 2015 and the WHO 13th General Programme of Work 2019–2023 (GPW13) adopted by the World Health Assembly in May 2018 (4–7).


The first global target is a 25% relative reduction in overall mortality from the four major NCDs (cardiovascular diseases, cancers, diabetes, and chronic respiratory diseases). Further targets relate to the reduction in NCD risk factors including both behavioural risk factors (the harmful use of alcohol, physical inactivity, salt/sodium intake and tobacco use) and metabolic risk factors (raised blood pressure, raised blood glucose and obesity). Targets were also set regarding country capacity to deal with NCDs, in particular the availability of technologies and medicines to treat NCDs, and access to drugs and counselling to prevent heart attacks and strokes (2).

WHO is systematically tracking global and national progress towards attaining these NCD targets. This third Country Profiles report follows on from earlier 2011 and 2014 reports (8, 9), and aims to provide an overview of the current status of NCDs in each WHO Member State, to assess progress against the nine global targets, and identify where further action is required. Each profile provides for each Member State, updated data, where available, on the current burden and recent trends in NCD mortality, prevalence and some trends in major NCD risk factors, as well as the national systems response capacity to prevent and respond to major NCDs. In addition, a global snapshot of each of these key areas is highlighted in the following text.

## Mortality

NCDs are by far the leading cause of death worldwide. In 2016, they were responsible for 71% (41 million) of the 57 million deaths which occurred globally (10). The major NCDs responsible for these deaths included cardiovascular diseases (17.9 million deaths, accounting for 44% of all NCD deaths and 31% of all global deaths); cancers (9 million deaths, 9% of all NCD deaths and 16% of all global deaths); chronic respiratory diseases (3.8 million deaths, 9% of all NCD deaths and 7% of all global deaths); and diabetes (1.6 million deaths, 4% of all NCD deaths and 3% of all global deaths) (Figure 1). An even higher proportion (75%) of premature adult deaths (occurring in those aged 30–69 years) were caused by NCDs, demonstrating that NCDs are not solely a problem for older populations. The global probability of dying from one of the four main NCDs in 2016 was 18%, with a slightly higher risk for males (22%) than for females (15%) (10).

FIGURE 1: GLOBAL MORTALITY (% OF TOTAL DEATHS), ALL AGES, BOTH SEXES, 2016

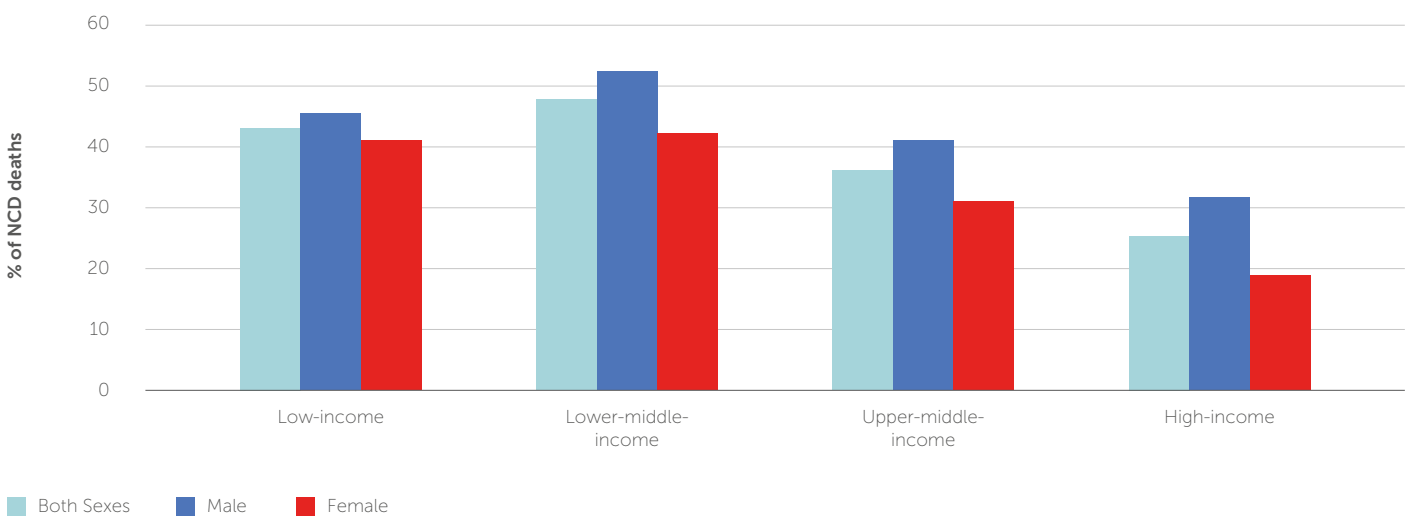


A clear relationship is evident between premature NCD mortality and country income levels. In 2016, 78% of all NCD deaths, and 85% of premature adult NCD deaths, occurred in low- and middle-income countries (LMICs). Adults in low- and lower-middle-income countries faced the highest risk of dying from an NCD (21% and 23% respectively) – almost double the rate for adults in high-income countries (12%). Likewise, in high-income countries, the proportion of all NCD deaths that were premature was almost half (25%) that of low-income (43%) and lower-middle-income (47%) countries (Figure 2). The probability of premature adult

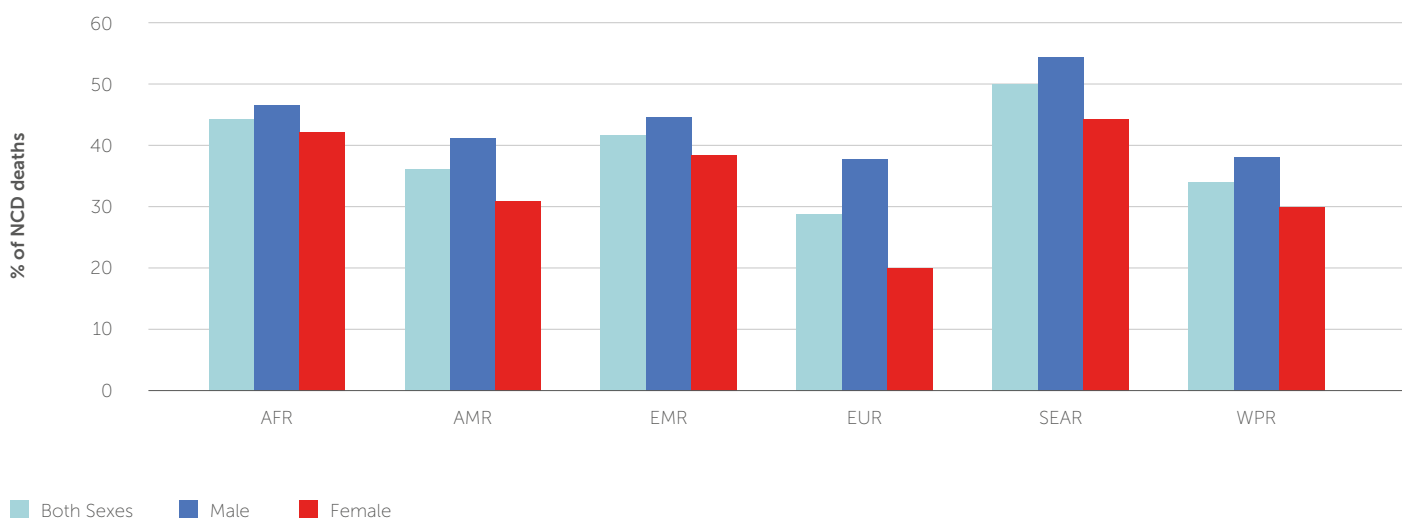
NCD mortality also varied by WHO region (Figure 3), with a greater probability observed in the African (22%), Eastern Mediterranean (24%) and South-East Asian (23%) regions, compared with the Region of the Americas (15%), and the European (17%) and Western Pacific (16%) regions. In all WHO regions, the probability of dying from an NCD was greater for males than for females.

Encouragingly, the risk of dying from any one of the four main NCDs for those aged 30–69 years, decreased from 22% in 2000 to 18% in 2016 (10).

FIGURE 2: PROPORTION OF NCD DEATHS OCCURRING AMONG THOSE AGED 30 - 69 YEARS, BY INCOME GROUP, 2016



**FIGURE 3: PROPORTION OF NCD DEATHS OCCURRING AMONG THOSE AGED 30 - 69 YEARS, BY WHO REGION, 2016**



AFR: WHO African Region; AMR: WHO Region of the Americas; EMR: WHO Eastern Mediterranean Region; EUR: WHO European Region; SEAR: WHO South-East Asia Region; WPR: WHO Western Pacific Region.

### Suicide mortality

Across all WHO regions, close to 800 000 people died by suicide in 2016 (10). Suicide rates were highest in the European, South-East Asia and African regions. Suicides among young people aged 15 - 29 years accounted for nearly a third of all suicides globally; suicide was the second leading cause of death among 15–29-year-olds, and girls aged 15–19-years. It is estimated that for each person who died by suicide, there are likely more than 20 others who attempt suicide (11). A prior suicide attempt is an important risk factor for suicide. Nearly half of global suicides occurred in low- and lower-middle-income countries, however, only close to 10% of these countries had a stand-alone, government-adopted national suicide prevention strategy, while about one third of upper-middle-income and high-income countries reported having such a strategy (12).

### Lives saved from implementing the “best buys” for NCDs

To address the growing burden of NCDs, WHO identified a package of 16 “best buy” interventions that are cost-effective, affordable, feasible and scalable in all settings (Table 1). The “best buys” were first designated in 2011, and were updated in 2017 based on the latest evidence of intervention impact and costs (13). From a financing perspective, these interventions are a practical and achievable starting point for incorporating NCD interventions into health benefit packages for universal health coverage, costing as little as \$1 per person, per year, in lower-income settings between 2018 and 2025, and in the case of taxation not only delivering health benefits but also generating additional government revenues (14).

Implementing all 16 “best buys” in all countries between 2018 and 2025 would avoid 9.6 million premature deaths, thus moving countries appreciably towards the NCD mortality reduction targets.

**TABLE 1: NONCOMMUNICABLE DISEASE “BEST BUYS”**

Risk factor/ disease to be addressed	Intervention	Detailed description
Reduce Tobacco use	<b>Tax</b>	Increase excise taxes and prices on tobacco products
	<b>Packaging</b>	Implement plain/standardized packaging and/or large graphic health warnings on all tobacco packages
	<b>Advertising, promotion and sponsorship</b>	Enact and enforce comprehensive bans on tobacco advertising, promotion and sponsorship
	<b>Smoke-free public places</b>	Eliminate exposure to second-hand tobacco smoke in all indoor workplaces, public places, and public transport
	<b>Educate</b>	Implement effective mass media campaigns that educate the public about the harms of smoking/tobacco use and second-hand smoke
Reduce harmful use of alcohol	<b>Tax</b>	Increase excise taxes on alcoholic beverages
	<b>Advertising</b>	Enact and enforce bans or comprehensive restrictions on exposure to alcohol advertising (across multiple types of media)
	<b>Availability</b>	Enact and enforce restrictions on the physical availability of retailed alcohol (via reduced hours of sale)
Reduce unhealthy diet	<b>Reformulate food</b>	Reduce salt intake through the reformulation of food products to contain less salt and the setting of target levels for the amount of salt in foods and meals
	<b>Supportive environments</b>	Reduce salt intake through the establishment of a supportive environment in public institutions such as hospitals, schools, workplaces and nursing homes, to enable lower sodium options to be provided
	<b>Educate</b>	Reduce salt intake through a behaviour change communication and mass media campaign
	<b>Packaging</b>	Reduce salt intake through the implementation of front-of-pack labelling
Reduce physical inactivity	<b>Educate</b>	Implement community-wide public education and awareness campaigns for physical activity which includes a mass media campaign combined with other community-based education, motivational and environmental programmes aimed at supporting behavioural change of physical activity levels
Manage cardiovascular disease and diabetes	<b>Drug therapy and counselling</b>	Drug therapy (including glycaemic control for diabetes mellitus and control of hypertension using a total risk <sup>2</sup> approach) and counselling to individuals who have had a heart attack or stroke and to persons with high risk ( $\geq 30\%$ ) of a fatal and non-fatal cardiovascular event in the next 10 years
Manage cancer	<b>Vaccinate</b>	Vaccination against human papillomavirus (2 doses) of 9-13 year old girls
	<b>Screening</b>	Prevention of cervical cancer by screening women aged 30–49, either through: <ul style="list-style-type: none"> <li>• Visual inspection with acetic acid, linked with timely treatment of precancerous lesions;</li> <li>• Pap smear (cervical cytology) every 3–5 years, linked with timely treatment of precancerous lesions; or</li> <li>• Human papillomavirus test every 5 years linked with timely treatment of precancerous lesions</li> </ul>

<sup>2</sup> Total risk is defined as the probability of an individual experiencing a cardiovascular disease event (for example, myocardial infarction or stroke) over a given period of time, for example 10 years.

## Current status and trends in risk factors

Driving much of the increase in NCDs are high levels of common, preventable risk factors. The four major NCDs (cardiovascular disease, cancer, chronic respiratory disease, and diabetes) are causally linked with four leading behavioural risk factors: tobacco use, harmful use of alcohol, physical inactivity, and unhealthy diet. In turn, these behaviours lead to four key metabolic/physiological changes: raised blood pressure, overweight/obesity, raised blood glucose, and raised blood lipids. Environmental air pollution is also a key risk factor.

### Harmful use of alcohol

The harmful use of alcohol is a major risk factor for premature deaths and disabilities in the world, and is known to cause heart diseases, cancers, liver diseases, a range of mental and behavioral disorders, other noncommunicable conditions, and communicable diseases (15). Both total consumption of alcohol and drinking patterns, such as heavy episodic drinking, contribute to alcohol-related harm. In 2010, the World Health Assembly endorsed a global strategy to reduce the harmful use of alcohol which highlighted areas for multisectoral action to reduce the alcohol-attributable disease burden (16). These areas for action were also outlined in the Global NCD Action Plan, which set a global NCD target of at least a 10% relative reduction in the harmful use of alcohol as appropriate, within the national context, by 2025 (2).

In 2016, the level of alcohol consumption worldwide was 6.4 litres of pure alcohol per person aged 15 years or older (15), with consumption levels and trends varying across WHO regions. Since 2010, the consumption level in the European Region has decreased by 12%, while consumption levels have increased by almost 30% in the South-East Asia Region during the same period. Despite the reduction, levels in consumption in the European

Region, remained the highest in the world in 2016, at 9.8 litres of pure alcohol per person aged 15 years or older. Worldwide, a quarter of all alcohol consumed was in the form of “unrecorded” alcohol, i.e. not accounted for in official statistics on alcohol taxation or sales. Spirits were the most commonly consumed type of alcoholic beverage, accounting for almost half of the recorded alcohol consumed; beer was second, and wine third (15). In 2016, just over half (57%) of the world’s population aged 15 years or older had not consumed alcohol in the past 12 months.

### Physical inactivity

Physical inactivity is also driving the increasing magnitude of NCDs. People who are insufficiently physically active have an increased risk of all-cause mortality, compared with those who engage in at least 30 minutes of moderate-intensity physical activity most days of the week (17). Additionally, physical activity lowers the risk of stroke, hypertension and depression (17). Recognizing these strong links between physical activity and physical and mental health, a global target of a 10% reduction in levels of physical inactivity by 2025 was adopted by Member States at the Sixty-sixth World Health Assembly in 2013 (2). In 2018, WHO launched a global action plan to promote physical activity, to provide updated guidance to countries and promote a framework of effective and feasible policy actions to increase physical activity at all levels (18).

Globally in 2016, 28%<sup>3</sup> of all adults aged 18 years and older were insufficiently physically active – defined as not meeting the WHO recommendation to perform at least 150 minutes of moderate-intensity physical activity per week, or the equivalent (19). More than one third of the population was insufficiently physically active in one third of countries (55 of 168 countries). Women were less active than men, with 32% of women and 23% of men not achieving the recommended levels for physical activity. This was not only the case globally but also in 159 out of the 168 countries analysed, and in nearly all WHO regions.

<sup>3</sup> All global risk factor estimates as well as estimates for WHO regional groupings and World Bank income groupings are age-standardized.

A clear relationship was also observed between physical inactivity and country income group. High-income countries had more than double the prevalence of physical inactivity (37%) than low-income countries (16%) in 2016. Globally, levels of physical inactivity have not decreased in the past 15 years (29% in 2001; 28% in 2016) and currently, the world is not on track to meet the global 2025 target for reduced physical inactivity (19).

## Salt/sodium intake

Consuming a diet high in salt contributes to raised blood pressure and increases the risk of heart disease and stroke (20). To reduce the risk, the recommended daily intake of sodium is less than 2 grams of sodium or 5 grams of salt. The global NCD targets include a sodium reduction target of a 30% relative reduction in mean population salt intake by 2025 (2).

Currently, data on mean population intake of sodium are not widely available, although there is encouraging progress among countries to measure and report on this. Estimates from 2010 show that globally people consume an average of 9–12 grams of salt each day – twice the recommended daily intake (21).

## Tobacco use

Tobacco use, including smoking and use of smokeless tobacco, is currently one of the leading global risk factors for illness and death from major NCDs. These poor health outcomes are not only caused by the direct consumption of tobacco, but also by exposure of non-smokers to second-hand smoke. In order to reduce the health threat of tobacco, the global target included in

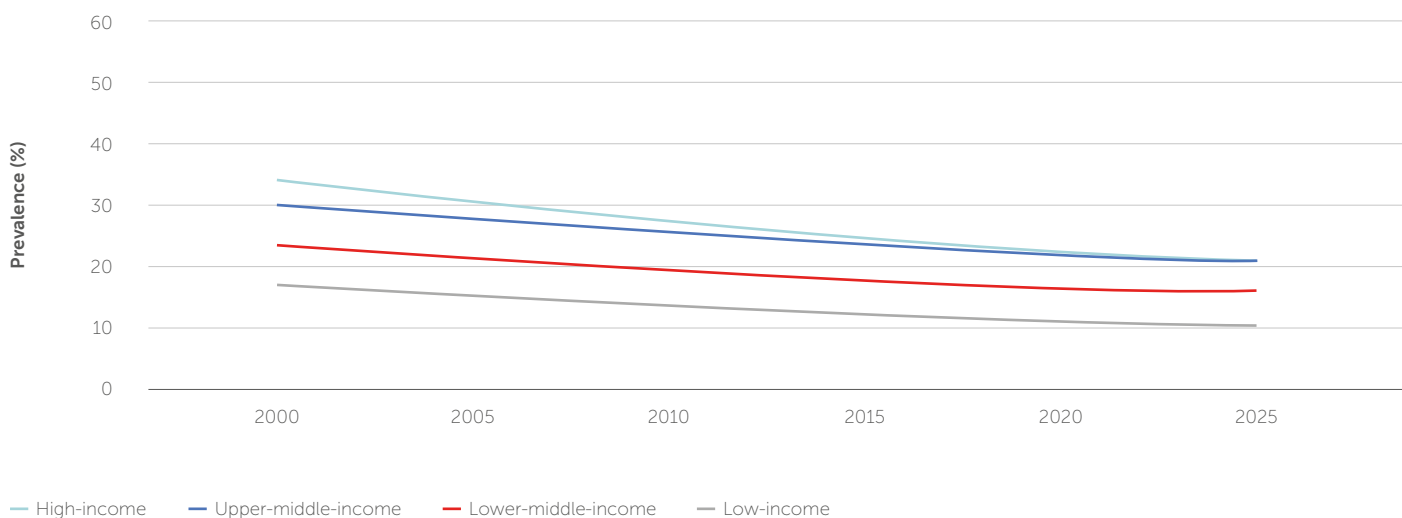
the Global NCD Action Plan was a 30% relative reduction in the prevalence of current tobacco use in individuals aged 15 years and older by 2025 (2).

Globally in 2016, around 34% of men and 6% of women aged 15 years and older were current smokers of tobacco. While smoking among women was uncommon ( $\leq 3\%$ ), in most WHO regions, it was significantly more prevalent in the European Region (21%) and Region of the Americas (12%). Likewise, high-income countries had the highest prevalence of tobacco smoking among women (19% of women versus 29% of men), whereas in all other income groups, the average smoking rate for women was below the global average (6%). In comparison, the average smoking rates for men ranged between 20% in low-income countries and 41% in upper-middle-income countries (22).

Analysis of trend data between 2000 and 2016 indicates that the global prevalence of tobacco smoking<sup>4</sup> in individuals aged 15 years and older decreased from 27% (in 2000) to 20% (in 2016). This comprises reductions from 43% to 34% in males, and from 11% to 6% in females. Prevalence rates have been decreasing in all income groups, and the gap has narrowed appreciably between high-income countries and other income groups (Figure 4). However, despite the decrease in tobacco smoking in many countries, projections of the trend data show that, collectively, countries are unlikely to reach the global voluntary target set for 2025. Although females are well on track to achieving, and even exceeding, a 30% relative reduction between 2010 and 2025, this is not the case for males. Likewise, none of the income groups, and only 24 of the 146 countries with available trend estimates, are on track to achieving the target. Countries must intensify effective tobacco control initiatives for there to be a chance of achieving a global reduction of 30% in tobacco prevalence by 2025 (22).

<sup>4</sup> Note that the global reduction target is for all use of tobacco, not only smoking. Smoking rates are presented here due to the data being more readily available. All rates of tobacco use will be substituted in future reports once sufficient data become available.

**FIGURE 4: AGE-STANDARDIZED, FITTED AND PROJECTED GLOBAL PREVALENCE OF SMOKING AMONG PEOPLE AGED ≥ 15 YEARS, BY WORLD BANK COUNTRY INCOME GROUP, 2000–2025**



Source: WHO 2018, WHO global report on trends in prevalence of tobacco smoking 2000-2025 - Second edition

## Raised blood pressure

Raised blood pressure, also known as hypertension, is a major risk factor for coronary heart disease, chronic kidney disease, and ischaemic, as well as haemorrhagic, stroke (23). If left uncontrolled, complications from raised blood pressure include heart failure, peripheral vascular disease, renal failure, retinal hemorrhage, visual impairment, stroke and dementia (23). Although, in the majority of cases, the exact cause of raised blood pressure is unknown, several modifiable risk factors increase its likelihood, such as a high salt intake, being overweight or obese, the harmful use of alcohol, physical inactivity, stress, air pollution and smoking (23). The global NCD target for hypertension is a 25% relative reduction in the prevalence of raised blood pressure by 2025 (2).

Globally, in 2015, one in four men, and one in five women (i.e. 22% of the adult population aged 18 years and older) had raised blood pressure – defined as systolic and/or

diastolic blood pressure greater than, or equal to, 140/90 mmHG (24). The prevalence of raised blood pressure varied across WHO regions and by country income groups. The highest prevalence of raised blood pressure was seen in the African Region (27%); the Region of the Americas had the lowest (18%). Prevalence of raised blood pressure in adults has declined in high-income countries over the past few decades and is also now declining in some middle-income countries. In contrast, it has been stable or increasing in other low- and middle-income countries. In 2015, 28% of the population in low-income countries had high blood pressure, compared with 18% of the population in high-income countries. A review of current trends shows that the number of adults with raised blood pressure increased from 594 million in 1975, to 1.13 billion in 2015, with the increase seen largely in low- and middle-income countries. This increase in the number of adults with raised blood pressure is a net effect of increasing population and ageing despite declining age-specific prevalence (24).



## Diabetes

Diabetes is a chronic disease caused either because the pancreas does not produce enough insulin (type 1 diabetes) or because the body is unable to effectively use the insulin it produces (type 2 diabetes) (25). Since insulin is a hormone which regulates blood sugar, both types of diabetes result in raised blood glucose, and over time this can cause serious damage to the body. The heart, blood vessels, eyes, kidneys and nerves are all especially affected, with possible complications including heart attack, stroke, kidney failure, lower limb amputation, blindness and nerve damage (25). Diabetes is therefore a serious threat to public health, and an important cause of morbidity, mortality, and health-system costs across the world (25); it is one of the four priority NCDs targeted for action by world leaders in the 2011 political declaration on the prevention and control of NCDs. The global NCD target is to halt, by 2025, the rise in diabetes at its 2010 levels (2).

Blood glucose is used as a measure of diabetes since many people with diabetes remain undiagnosed. Globally, the number of people with diabetes has nearly quadrupled since 1980 from 108 million to 422 million in 2014 (26). Some 9% of the global population had raised blood glucose levels in 2014 (26). The Eastern Mediterranean Region showed the highest levels (14% of the population), while 7–9% of the population from other regions had high levels of blood glucose. The upper-middle-income group tended to have higher levels (9%); however, all income groups ranged between 7–9% of the population.

## Obesity

Throughout the life course, being overweight and obese is associated with multiple adverse health consequences. Obesity is linked to an increased risk of hypertension, many NCDs (such as diabetes, coronary heart disease,

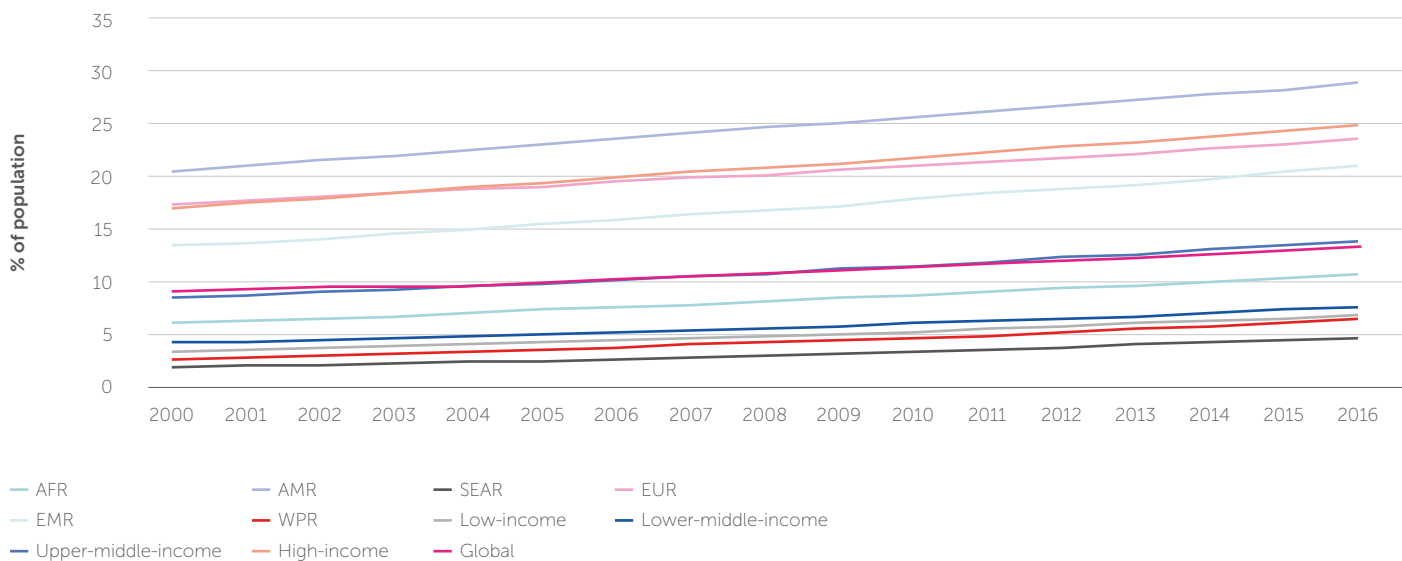
stroke, and cancers), and conditions including obstructive sleep apnoea and osteoarthritis (27).

Between 1975 and 2016, the worldwide prevalence of obesity nearly tripled, and continues to rise in low- and middle-income countries, although it was once considered a problem of high-income countries (28). Most of the world's population live in countries where overweight and obesity kill more people than underweight. Shifts in eating behaviour towards diets containing energy-dense foods, high in fat and sugars, and less physical activity due to the sedentary nature of many forms of work and modes of transportation are contributing to the rise in obesity. Obesity is largely preventable, and one of the global NCD targets is to halt its rise (2).

In 2016, more than 1.9 billion people aged 18 and older were overweight, with more than 650 million considered obese. Obesity is not solely an issue for adults: in 2016, 340 million children and adolescents aged 5–19 years, and around 40 million children under the age of 5 years, were considered overweight or obese (28). Gaining excess weight in childhood and adolescence is associated with an increased likelihood of obesity, type 2 diabetes, and premature death in adult life (27).

Adult obesity rates were highest among the Region of the Americas (29%), the European Region (23%), and the Eastern Mediterranean Region (21%). Obesity prevalence also increased with increasing income group (Figure 5). Some 7% of the population in low-income countries were obese, compared with 25% of the population in high-income countries. Between 2000 and 2016, obesity trends showed a steady increase in all WHO regions and income groups, with global prevalence increasing from 9% in 2000 to 13% in 2016. The largest increase in obesity was seen in the Region of the Americas (29% of the population in 2016, compared with 20% in 2000) (28).

**FIGURE 5: PERCENTAGE OF ADULTS WITH A BODY MASS INDEX (BMI) OF 30 KG/M<sup>2</sup> OR HIGHER, BY WHO REGION AND WORLD BANK INCOME GROUP, 2000–2016**



AFR: WHO African Region; AMR: WHO Region of the Americas; EMR: WHO Eastern Mediterranean Region; EUR: WHO European Region; SEAR: WHO South-East Asia Region; WPR: WHO Western Pacific Region.

## Air pollution

Air pollution, both indoor and outdoor, is a major public health problem and one of the key underlying causes for millions of deaths due to ischemic health disease, chronic lung diseases, and cancers. In 2016, air pollution caused 7 million deaths globally. Among these deaths, about 80% were caused by NCDs, making air pollution a major risk factor for NCDs, comparable to current tobacco smoking. About 29% of adult deaths from lung cancer, 24% from stroke, and 25% from heart disease were attributable to air pollution (29).

Ambient air pollution is caused mainly by inefficient energy production, industry, the domestic/residential sector, waste management and transportation, and is measured as the mean air pollution level a person is exposed to during the year as measured outdoors. In 2016, 91% of the world’s population lived in places where the air was unsafe to breathe, according to the

WHO Air quality guidelines. While air pollution levels from particulate matter have decreased in the past decades in most high-income countries of Europe and the Americas, they remain high in countries across all income groups among other WHO regions.

Household air pollution is largely generated by inefficient household fuel combustion for cooking, heating and lighting purposes, leading to air pollution in and around the home. Household air pollution “leaking” outdoors is also an important source of ambient air pollution. Billions of people still rely on simple stoves, or open fires, burning solid fuels and kerosene for cooking. These polluting cooking practices produce harmful smoke in the home. While the percentage of the population with access to clean fuels and technologies is increasing in most parts of the world, the rate of increase in access is not commensurate with population growth, particularly in sub-Saharan Africa.

## National Systems Response to NCDs

The response of national systems to NCDs is a critical component of the global response to NCD prevention and control. Because of major gaps in the affordability and availability of basic health technologies and essential medicines, patients often delay seeking care and develop complications unnecessarily. Many NCDs and their complications are preventable, making their high rates unacceptable. Heart attacks and strokes, in particular, can be prevented if high-risk individuals are detected early and treated. However, for reasons such as poor access to basic services in primary health care; lack of affordability of laboratory tests and medicines; inappropriate patterns of clinical practice; and poor adherence to treatment, gaps also exist in the intervention coverage to prevent heart attacks and strokes.

The national systems response to NCDs is addressed through the global targets to ensure that those eligible receive drug therapy and counselling (including glycaemic control) to prevent heart attacks and strokes, and an 80% availability of the affordable basic technologies and essential medicines, including generics, required to treat major NCDs in both public and private facilities (2). Progress towards these targets aims to prevent heart attacks and strokes in people with a raised risk for cardiovascular disease as well as established disease, and to ensure the minimum requirements are met in terms of medicines and technologies, without which even basic NCD interventions cannot be implemented in primary care. The 10 essential NCD medicines include aspirins, statins, angiotensin-converting enzyme inhibitors, thiazide diuretics, long-acting calcium channel blockers, beta-blockers, insulin, metformin, bronchodilators, and steroid inhalants. The six basic technologies include blood pressure measurement device, weighing scales, height measuring equipment, blood sugar and blood

cholesterol measurement devices with strips, and urine strips for albumin assay.

In 2017, around a third of all countries had more than 50% of health-care facilities offering cardiovascular risk stratification for the management of patients at high risk for heart attack and stroke (30). This was most common among countries in the European Region and in the high-income group. Of countries worldwide, 18% had no health-care facilities offering cardiovascular risk stratification. Just over half of all countries in 2017 reported having cardiovascular disease guidelines that were utilized in at least 50% of health facilities. These guidelines were available and utilized the most among countries in the European Region (74% of countries) and the upper-middle-income group (65% of countries). Fewer guidelines were available and utilized in the African Region (28% of countries) and the low-income group (23% of countries) (30).

Globally, in 2017, nearly half of all countries reported having all ten essential NCD medicines "generally available"<sup>1</sup> in primary care facilities of the public health sector (30). Steroid inhalers were the least available (in 58% of countries), while thiazide diuretics were most commonly available (in 90% of countries). Regarding essential NCD technologies, almost half of all countries reported having all six essential NCD technologies "generally available" in 2017. Technologies to measure blood pressure were the most common among all countries (97%), while technologies to measure total cholesterol were the least common (in 59% of countries). Despite these figures, the majority of countries in 2017 did not have all essential NCD medicines and technologies, with only 35% of countries worldwide having all of them. Only the European Region and the high-income group had more than half of countries reporting all NCD medicines and technologies as "generally available", while no countries from the low-income group reported that all essential medicines and technologies were "generally available" (30).

<sup>1</sup> "Generally available" is defined for technologies as "available in 50% or more health care facilities" and as "available in 50% or more pharmacies" for medicines.

# EXPLANATORY NOTES

## Background

The 2018 NCD Country Profiles reflect the structure of the NCD Global Monitoring Framework (GMF) and as such include, for each WHO Member State, the current status for a number of GMF indicators or related indicators, as well as the existence of national targets modelled after the nine GMF targets. Trend data have also been included for premature deaths due to NCDs and for three NCD risk factors. Finally, the Country Profiles extend beyond the GMF to include data on mental health (suicide mortality) and air pollution. The data presented in each of the profiles were derived from several sources, each of which is explained in the following notes. All data are rounded to nearest whole number.

## Demographics

The total population estimates for the year 2016 were taken from the most recent United Nations Population Division World Population Prospects (31).

## Mortality

Mortality estimates were taken from the WHO Global Health Estimates 2016 (10). Age- and sex-specific all-cause mortality rates were estimated for 2000–2016 from revised life tables, published in World Health Statistics 2018 (32). The total number of deaths by age and sex were estimated for each country by applying these death rates to the estimated resident populations

prepared by the United Nations Population Division in its 2017 revision (31).

Causes of death were estimated for 2000–2016 using data sources and methods that were specific for each cause of death (33). Vital registration systems which record deaths with sufficient completeness, and quality of cause of death were used as the preferred data source. Mortality by cause was estimated for all Member States with a population greater than 90 000 in 2016. Those countries with an asterisk (\*) on their profile had mortality data not based on any national NCD mortality data. These NCD mortality estimates were based on methods for mortality and causes of death estimates described in the Global Health Estimates 2016 methodology document (33).

Proportional mortality (% of total deaths, all ages, and of both sexes) for communicable, maternal, perinatal and nutritional conditions; injuries; cardiovascular disease; cancer; chronic respiratory disease; diabetes; and other NCDs, was reported for 2016.

The probability of dying from one of the four main NCDs for people between the ages of 30 and 70 years, was estimated using age-specific death rates (in 5-year age groups, e.g. 30–34 ... 65–69, for those between 30 and 70) of the combined four main NCD categories, for each Member State (33). Using the life table method, the risk of death between the exact ages of 30 and 70, from any of the four causes, and in the absence of other causes of death, was calculated using the equation below. The ICD codes used were: cardiovascular disease: I00–I99; cancer: C00–C97; diabetes: E10–E14; and chronic respiratory disease: J30–J98.

$${}^*_5M_x = \frac{\text{Total deaths from four NCD causes between exact age (x) and exact age (x+5)}}{\text{Total population between exact age (x) and exact age (x+5)}}$$

Five-year death rates were then translated into the probability of death for each NCD using the following formula:

$${}^*q_x = \frac{{}^*M_s * 5}{1 + {}^*M_x * 2.5}$$

The unconditional probability of death, for the 30–70-year age range, was the last to be calculated:

$${}^*q_{30} = 1 - \prod_{x=30}^{65} (1 - {}^*q_x)$$

The estimates for premature death for each year from 2000 through 2016 are shown in the graph along with simple linear projections from 2017 to 2025. The global target of a 25% relative reduction of this indicator is also shown in the graph, using the 2010 estimate as the baseline.

Suicide rates were calculated from estimated total suicide deaths per 100 000 population. The ICD-10 codes used for suicide are: X60–X84, Y87.0.

## Lives saved

### Definition of indicator

Number of avoided deaths among people between the ages 30 and 70 years by 2025 due to implementation of the WHO “best buys” for NCD prevention and control.

### Method of estimation

The NCD impact module of the inter-UN agency OneHealth Tool (OHT) was used to calculate the health benefits of scaling up the 16 “best buy” interventions for NCDs (Table 1) (13, 34). OHT was designed to strengthen health system analysis and costing and to develop

financing scenarios at the country level. The impact modules developed for cardiovascular disease, diabetes, asthma, chronic obstructive pulmonary disease and cancers follow the structural format of the population models previously used in WHO’s cost-effectiveness modelling. These are multistate, dynamic population life tables, taking account of competing risks among diseases, causes of death, and interventions (35). A full list of epidemiological parameters used to populate the modules is available online (36).

Two alternative scenarios were projected in the OneHealth Tool NCD impact module. In the first scenario, intervention coverage was scaled up to the target coverage levels, defined as 50% of unmet need, in a linear fashion from 2018 to 2025 for clinical interventions; population-level interventions were implemented from 2019 to 2021, depending on the existing evidence of the potential rapidity of implementation (14). In the counterfactual scenario, coverage remained at the baseline level until 2025, and assumed no additional investment would be made to NCD prevention and treatment within that time period. The difference in the number of projected NCD deaths between the two scenarios represented the health gain attributed to additional investment in NCDs. Estimates were not possible for 11 countries with population sizes below 90 000 where mortality estimates were unavailable.

# Risk factors

## Definition of indicators

Prevalence estimates are given for the following behavioural and metabolic risk factors:

- **Total alcohol per capita consumption (APC), in litres of pure alcohol** (2016): total (sum of recorded APC and unrecorded APC) amount of alcohol consumed per person (15 years and older) over a calendar year, adjusted for tourist consumption, in litres of pure alcohol.
- **Insufficient physical activity** (2016): the percentage of the population aged 18 years and older who were physically inactive – defined as not meeting the WHO recommendations on physical activity for health: 150 minutes of moderate-intensity physical activity per week or 75 minutes of vigorous-intensity physical activity per week or an equivalent combination of moderate- and vigorous-intensity physical activity.
- **Salt intake** (2010): the mean population salt intake in grams per day among adults aged 20 years and older.
- **Current tobacco smoking** (2016): the percentage of the population aged 15 years and older who smoke any tobacco products.
- **Raised blood pressure** (2015): the percentage of the population aged 18 years and older having systolic blood pressure  $\geq 140$  mmHg and/or diastolic blood pressure  $\geq 90$  mmHg.
- **Raised blood glucose** (2014): the percentage of the population aged 18 years and older who have fasting plasma glucose of 7.0mmol/L or higher, or a history of diagnosis with diabetes, or use of insulin or oral hypoglycaemic drugs.
- **Obesity** (2016):
  - **Adults:** the percentage of the population aged 18 years and older having a body mass index (BMI)  $\geq 30$  kg/m<sup>2</sup>
  - **Adolescents:** the percentage of the population aged 10–19 years who are more than 2 SD above

the median of the WHO growth reference for children and adolescents.

- **Ambient air pollution** (2016): the exceedance of the WHO guideline level for annual mean concentration of particles of  $\leq 2.5$  micrometres in the air (by a multiple of).
- **Household air pollution** (2016): the percentage of the population with primary reliance on polluting fuels and technologies.

## Methods of estimation

The primary data source for the estimates for total alcohol per capita consumption (APC) was government data on recorded alcohol per capita consumption supplied by the respective Member States. If these data were not available, data from economic operators and the Food and Agriculture Organization of the United Nations statistical database (FAOSTAT) were used. The total per capita consumption of alcohol in 2016 was calculated from a three-year average of recorded (for 2015, 2016, and 2017) per capita consumption and applying unrecorded proportion (for 2016) and tourist consumption (for 2016) of tourists visiting the country and inhabitants visiting other countries. For male and female per capita consumption, the proportion of alcohol consumed by men versus women, plus the UN Population Division population estimates for 2016 (31), were used. Further details on the estimation methods are published in the Global Status Report on Alcohol and Health 2018 (15).

For the adult insufficient physical activity crude-adjusted estimates, data were pooled from population-based surveys reporting on insufficient physical activity prevalence, which included self-reported physical activity at work, at home, for transport, and during leisure time. Regression models were used to adjust survey data to a standard definition and standard age groups. In order to derive a standard year, time trends were estimated using multilevel mixed-effects modelling. Full methodological details have been published (19).

Age-standardized estimates for sodium intake (grams per day) were estimated using hierarchical Bayesian estimation models based upon available data from urine-based and diet-based national and regional surveys.

The full methodology has been published (21). The sodium intake estimates were then converted to salt intake estimates by multiplying by 2.54.

Crude-adjusted prevalence for current tobacco smoking was estimated from national surveys that met the following criteria: i) that the survey provided national summary data for one or more of four tobacco use definitions – daily tobacco smoker, current tobacco smoker, daily cigarette smoker, or current cigarette smoker; ii) that the survey included randomly selected participants who were representative of the national population; and iii) that the survey presented prevalence rates by age and sex. Countries with no surveys, or insufficient surveys (e.g. only one survey in total, or no survey during the previous 10 years), were excluded from the analysis. Regression models were run at the UN subregional level to obtain age- and-sex-specific prevalence rates for current tobacco smoking for the years 2010–2025 (22).

Crude-adjusted estimates for raised blood pressure, raised blood glucose and obesity were based on aggregated data provided by countries to WHO or obtained through a review of published and unpublished literature. The inclusion criteria for estimation analysis stipulated that data had to come from a random sample of the general population, with clearly indicated survey methods and risk factor definition. Detailed estimation methods have been published (24, 26, 28).

The indicator of exposure to outdoor air pollution was estimated by dividing the annual mean concentration of fine particulate matter (particles with diameters  $\leq 2.5$  micrometers) (PM<sub>2.5</sub>) in a country by the recommended annual mean concentration level of PM<sub>2.5</sub> found in WHO Air Quality Guidelines: Global Update 2005 (37). Country-level estimates of PM<sub>2.5</sub> were derived using a mathematical model that used ground-level measurements of PM compiled in the WHO outdoor air pollution database (38), data from satellite remote-sensing, and other demographic data (39).

The proportion of the population in a country relying mainly on polluting fuels and technologies for cooking was used as a proxy indicator for estimating population exposure to household air pollution. Currently,

households using mainly coal, wood, charcoal, dung, crop residues and kerosene are considered exposed. Information on the types of fuels and technologies used by households for cooking has been regularly reported in household surveys or census, and compiled in the WHO Household energy database (40). The data were further modelled to derive point estimates for a particular country in a particular year at the national, urban and rural levels (40).

## Risk Factor Trends

Trend plots for smoking, obesity and blood pressure were provided for males and females separately for the years 2000–2025. Each plot contained past estimates from 2010 through to the most recent year (2016 for tobacco; 2014 for obesity; and 2015 for raised blood pressure) which were taken from larger sets of estimates produced using the same estimation methods described earlier. Additionally, smoking projections to 2025 were taken from the same modelling methods as the estimates for past years. For obesity and raised blood pressure projections to 2025, a simple linear projection was created using the estimations from 2010 to the most recent year for which estimates exist for each.

Each plot also showed what the prevalence of each risk factor would be if the global target from the NCD Global Monitoring Framework was met. The global target for 2025 for each of the three risk factors is as follows:

- A 30% relative reduction in prevalence of current tobacco use<sup>1</sup> in persons aged 15 and more years
- A 25% relative reduction in the prevalence of raised blood pressure, or containing the prevalence of raised blood pressure, according to national circumstances<sup>2</sup>
- Halt the rise in diabetes and obesity

The year 2010 served as the baseline. Thus, the targets were calculated using the 2010 estimate for each indicator and a linear dotted line was drawn connecting these two points in each graph.

<sup>1</sup> Current smoking prevalence is used in lieu of current tobacco use due to a lack of estimates on current tobacco use.

<sup>2</sup> The target of a 25% relative reduction has been used for all WHO Member States on the Country Profiles.

## National systems response to NCDs

For the proportion of the population at high risk for cardiovascular diseases or with existing cardiovascular diseases, data were taken from recent, national STEPS surveys. These were country-reported estimates and not comparable estimates. All survey participants aged 40–69 years (69 years being the maximum age covered by the surveys) were scored using the WHO/ISH<sup>1</sup> cardiovascular risk prediction charts for the appropriate WHO subregion (41). The proportion of the population shown on the profiles reflected the percentage of survey respondents that scored a risk of 30% or greater on the risk prediction charts, or reported having cardiovascular disease. Percentages were weighted and adjusted to reflect the entire population aged 40–69 years.

The data for the proportion of high-risk persons receiving any drug therapy and counselling to prevent heart attacks and strokes were taken from the same recent, national STEPS surveys. “High-risk persons” were defined as for the indicator above: the proportion of the population aged 40–69 years with a 30% or greater risk of cardiovascular disease or with existing cardiovascular disease. “Counselling” was defined as receiving advice from a doctor or other health worker to quit using tobacco, or to not start; reduce salt in diet; eat at least five servings of fruit and/or vegetables per day; reduce fat in diet; start, or do more, physical activity; and maintain a healthy body weight, or lose weight. Drug therapy included current use of any of the following: blood pressure medication; medication for diabetes, including insulin; medication for raised cholesterol; and statins, or aspirin (used regularly to prevent or treat heart disease). An individual reporting taking at least one of the aforementioned medications and reporting having received at least one of the

aforementioned types of counselling from a health worker, would be counted as “receiving any drug therapy and counselling”.

The remaining four indicators on national systems response were drawn from the responses of Member States to the 2017 NCD Country Capacity Survey (CCS) (30). The 2017 CCS was a web-based survey of NCD focal points or designated colleagues within the Ministry of Health or a national institute or agency in all WHO Member States. In order to improve the quality and breadth of information provided, instructions requested that a team of people, led by the NCD focal point, complete the responses so that topic-specific experts could provide more detailed assessment. Although all Member States responded to the 2017 CCS, the values “Don’t know” and “No response” appear on the profiles of some countries as these countries either replied “Don’t know” to the relevant question or did not respond to the relevant question.

## National targets

The data on the existence of national targets modelled after the GMF targets were drawn from the Member State responses to the 2017 NCD Country Capacity Survey (CCS) in which countries responded to a question on the existence of national targets and provided a copy of the document(s) containing these targets. These documents were reviewed to check for national targets aligned with each of the nine GMF targets. A check mark indicates that a national target exists; an “X” indicates that a national target does not exist; and a dash is used throughout the column for countries who did not provide any data on their national targets through the CCS. A dash is also used where there is no global target for the indicator (i.e. suicide mortality and ambient and household air pollution) and thus national targets for that indicator were not reviewed.

<sup>1</sup> ISH: The International Society of Hypertension

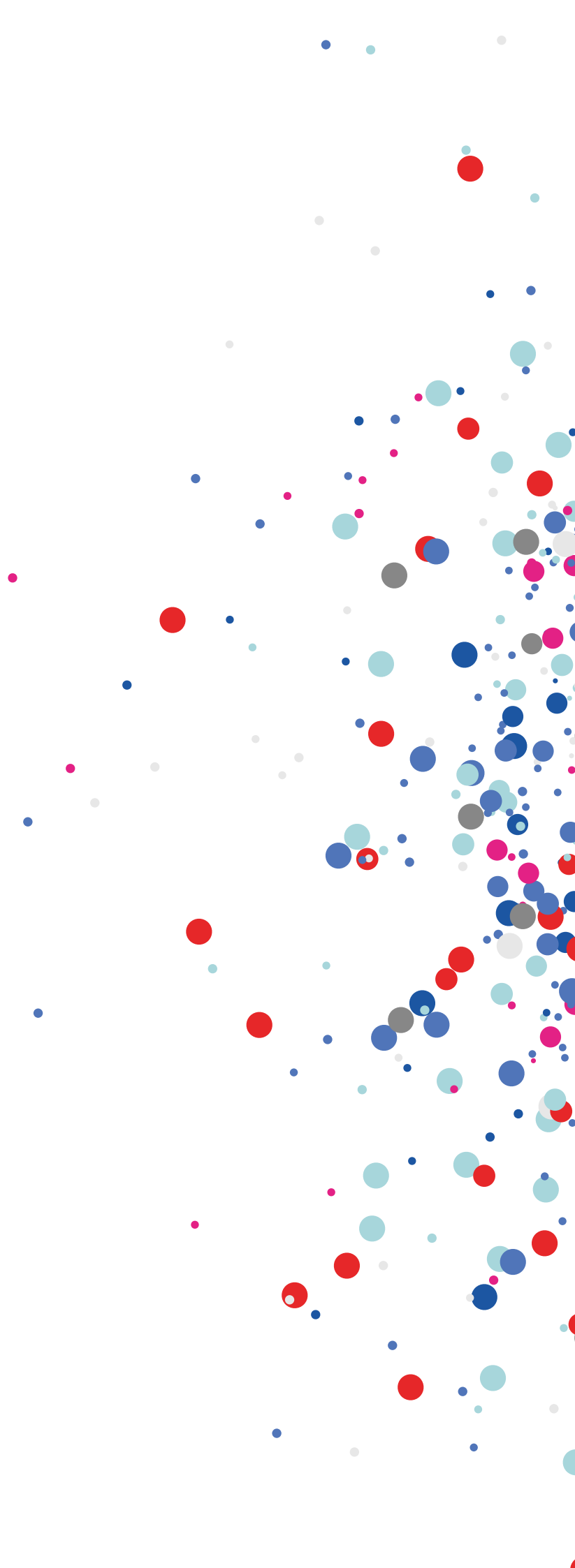


# REFERENCES

1. United Nations General Assembly Resolution A/RES/66/2. Political Declaration of the High-level Meeting of the General Assembly on the Prevention and Control of Non-communicable Diseases. New York: United Nations; 2012. ([https://digitallibrary.un.org/record/720106/files/A\\_RES\\_66\\_2-EN.pdf](https://digitallibrary.un.org/record/720106/files/A_RES_66_2-EN.pdf), accessed 16 August 2018).
2. Global action plan for the prevention and control of noncommunicable diseases 2013–2020. Geneva: World Health Organization; 2013. ([http://www.who.int/nmh/events/ncd\\_action\\_plan/en/](http://www.who.int/nmh/events/ncd_action_plan/en/), accessed 16 August 2018).
3. World Health Assembly Resolution WHA66.10. Follow-up to the Political Declaration of the High-level Meeting of the General Assembly on the Prevention and Control of Non-communicable Diseases. Geneva: World Health Organization; 2013. ([http://apps.who.int/gb/ebwha/pdf\\_files/WHA66/A66\\_R10-en.pdf?ua=1](http://apps.who.int/gb/ebwha/pdf_files/WHA66/A66_R10-en.pdf?ua=1), accessed 16 August 2018).
4. Transforming our world: the 2030 Agenda for Sustainable Development. New York: United Nations; 2015. (<https://sustainabledevelopment.un.org/post2015/transformingourworld>, accessed 16 August 2018).
5. United Nations General Assembly Resolution A/RES/70/1. Transforming our world: the 2030 Agenda for Sustainable Development. New York: United Nations; 2015. ([http://www.un.org/ga/search/view\\_doc.asp?symbol=A/RES/70/1&Lang=E](http://www.un.org/ga/search/view_doc.asp?symbol=A/RES/70/1&Lang=E), accessed 16 August 2018).
6. Thirteenth General Programme of Work, 2019–2023. Geneva: World Health Organization; 2018. (<http://www.who.int/about/what-we-do/gpw-thirteen-consultation/en/>, accessed 16 August 2018).
7. World Health Assembly Resolution WHA71.1. Thirteenth General Programme of Work, 2019–2023. Geneva: World Health Organization; 2018. ([http://apps.who.int/gb/ebwha/pdf\\_files/WHA71/A71\\_R1-en.pdf](http://apps.who.int/gb/ebwha/pdf_files/WHA71/A71_R1-en.pdf), accessed 16 August 2018).
8. Noncommunicable Diseases Country Profiles 2011. Geneva: World Health Organization; 2011. ([http://www.who.int/nmh/publications/ncd\\_profiles2011/en/](http://www.who.int/nmh/publications/ncd_profiles2011/en/), accessed 16 August 2016).
9. Noncommunicable Diseases Country Profiles 2014. Geneva: World Health Organization; 2014. (<http://www.who.int/nmh/publications/ncd-profiles-2014/en/>, accessed 16 August 2016).
10. Global Health Estimates 2016: Deaths by Cause, Age, Sex, by Country and by Region, 2000–2016. Geneva: World Health Organization; 2018.
11. Practice manual for establishing and maintaining surveillance systems for suicide attempts and self-harm. Geneva: World Health Organization; 2016. ([http://www.who.int/mental\\_health/suicide-prevention/attempts\\_surveillance\\_systems/en/](http://www.who.int/mental_health/suicide-prevention/attempts_surveillance_systems/en/), accessed 16 August 2018).
12. Mental Health Atlas 2017. Geneva: World Health Organization; 2016. ([http://www.who.int/mental\\_health/evidence/atlas/mental\\_health\\_atlas\\_2017/en/](http://www.who.int/mental_health/evidence/atlas/mental_health_atlas_2017/en/), accessed 16 August 2018).
13. Tackling NCDs “Best buys” and other recommended interventions for the prevention and control of noncommunicable diseases. Geneva: World Health Organization; 2017. (<http://www.who.int/ncds/management/best-buys/en/>, Accessed 16 August 2018).
14. Saving lives, spending less: a strategic response to noncommunicable diseases. Geneva: World Health Organization; 2018. (<http://www.who.int/ncds/management/ncds-strategic-response/en/>, accessed 16 August 2018).
15. Global status report on alcohol and health 2018. Geneva: World Health Organization; 2018.
16. Global strategy to reduce the harmful use of alcohol. Geneva: World Health Organization; 2010. ([http://www.who.int/substance\\_abuse/publications/global\\_strategy\\_reduce\\_harmful\\_use\\_alcohol/en/](http://www.who.int/substance_abuse/publications/global_strategy_reduce_harmful_use_alcohol/en/), accessed 16 August 2018).
17. Global recommendations on physical activity for health. Geneva: World Health Organization; 2010. (<http://www.who.int/dietphysicalactivity/publications/9789241599979/en/>, accessed 16 August 2018).
18. Global action plan on physical activity 2018–2030: more active people for a healthier world. Geneva: World Health Organization; 2018. (<http://www.who.int/ncds/prevention/physical-activity/global-action-plan-2018-2030/en/>, accessed 16 August 2018).
19. Guthold R, Stevens GA, Riley LM, Bull FC. Worldwide trends in insufficient physical activity from 2001 to 2016: A pooled analysis of 358 population-based surveys with 1.9 million participants. *Lancet Global Health*. 2018. DOI: 10.1016/S2214-109X(18)30357-7.
20. Guideline: Sodium intake for adults and children. Geneva: World Health Organization; 2012. ([http://www.who.int/nutrition/publications/guidelines/sodium\\_intake/en/](http://www.who.int/nutrition/publications/guidelines/sodium_intake/en/) accessed 16 August 2018).

21. Powles J, Fahimi S, Micha R et al. Global, regional and national sodium intakes in 1990 and 2010: a systematic analysis of 24h urinary sodium excretion and dietary surveys worldwide. *British Medical Journal*. 2013;3(12):e003733. doi:10.1136/bmjopen-2013-003733.
22. WHO global report on trends in prevalence of tobacco smoking 2000–2025, second edition. Geneva: World Health Organization; 2018. (<http://www.who.int/tobacco/publications/surveillance/trends-tobacco-smoking-second-edition/en/>, accessed 16 August 2018).
23. A global brief on hypertension. Geneva: World Health Organization; 2013. ([http://www.who.int/cardiovascular\\_diseases/publications/global\\_brief\\_hypertension/en/](http://www.who.int/cardiovascular_diseases/publications/global_brief_hypertension/en/), accessed 17 August 2018).
24. NCD-RisC. Worldwide trends in blood pressure from 1975 to 2015: a pooled analysis of 1479 population-based measurement studies with 19.1 million participants. *Lancet*. 2016;389(10064):37–55. doi:10.1016/S0140-6736(16)31919-5.
25. Global report on diabetes. Geneva: World Health Organization; 2016. (<http://www.who.int/diabetes/global-report/en/>, accessed 17 August 2018).
26. NCD-RisC. Worldwide trends in diabetes since 1980: a pooled analysis of 751 population-based studies with 4.4 million participants. 2016. *The Lancet* 387 (10027), 1513–1530.
27. Final report of the Commission on Ending Childhood Obesity. Geneva: World Health Organization; 2016. (<http://www.who.int/ending-childhood-obesity/final-report/en/>, accessed 20 August 2018).
28. NCD-RisC. Worldwide trends in body-mass index, underweight, overweight, and obesity from 1975 to 2016: a pooled analysis of 2416 population-based measurement studies with 128.9 million participants. *Lancet* 2017.
29. Ambient air pollution: global exposure and burden of disease, 2016 update (in preparation). Geneva: World Health Organization; 2018.
30. Assessing national capacity for the prevention and control of noncommunicable diseases: report of the 2017 global survey. Geneva: World Health Organization; publication in preparation.
31. World Population Prospects – 2017 revision. New York: United Nations Population Division; 2017. (<https://esa.un.org/unpd/wpp/>, accessed 17 August 2018).
32. World Health Statistics 2018: Monitoring health for the SDGs. Geneva: World Health Organization; 2018. ([http://www.who.int/gho/publications/world\\_health\\_statistics/2018/en/](http://www.who.int/gho/publications/world_health_statistics/2018/en/), accessed 16 August 2018).
33. WHO methods and data sources for life tables 1990–2016. Geneva: World Health Organization; 2018. ([http://www.who.int/healthinfo/global\\_burden\\_disease/data\\_sources\\_methods/en/](http://www.who.int/healthinfo/global_burden_disease/data_sources_methods/en/), accessed 17 August 2018).
34. Estimating health plan costs with the OneHealth tool, Cambodia. *Bulletin of the World Health Organization* 2018;96:462–470. doi: <http://dx.doi.org/10.2471/BLT.17.203737>.
35. Bertram M, Sweeny K, Lauer JA et al. Investing in non-communicable diseases: an estimation of the return on investment for prevention and treatment services. *Lancet*. 2018;391(10134):2071–2078. doi: 10.1016/S0140-6736(18)30665-2.
36. Saving lives, spending less: Methodology. Geneva: World Health Organization; 2018. ([http://www.who.int/ncds/management/Saving\\_lives\\_spending\\_less\\_Methodology\\_final.pdf](http://www.who.int/ncds/management/Saving_lives_spending_less_Methodology_final.pdf), accessed 17 August 2018).
37. WHO Air Quality Guidelines: Global update 2005. Copenhagen: World Health Organization Regional Office for Europe; 2006. ([http://www.who.int/phe/health\\_topics/outdoorair/outdoorair\\_aqg/en/](http://www.who.int/phe/health_topics/outdoorair/outdoorair_aqg/en/), accessed 17 August 2018).
38. WHO Global Ambient Air Quality Database. Geneva: World Health Organization. (<http://www.who.int/airpollution/data/cities/en/>, accessed 17 August 2018).
39. Ambient air pollution: A global assessment of exposure and burden of disease. Geneva, World Health Organization, 2016.
40. WHO Household energy database. Geneva: World Health Organization. (<http://www.who.int/airpollution/data/household-energy-database/en/>, accessed 17 August 2018).
41. World Health organization/International Society of Hypertension (WHO/ISH) risk prediction charts for 14 WHO epidemiological sub-regions. Geneva: World Health Organization; 2007. ([http://ish-world.com/downloads/activities/colour\\_charts\\_24\\_Aug\\_07.pdf](http://ish-world.com/downloads/activities/colour_charts_24_Aug_07.pdf), accessed 17 August 2018).

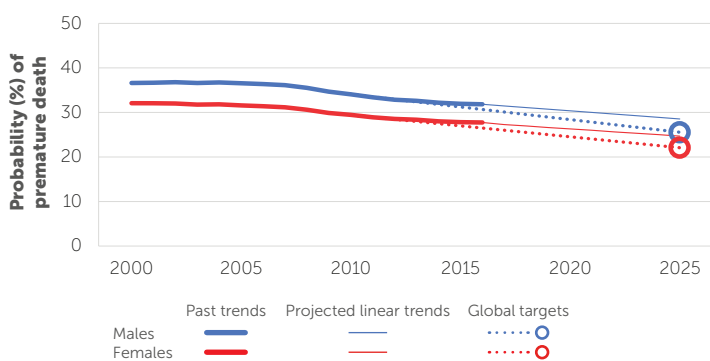
# COUNTRY PROFILES



# AFGHANISTAN

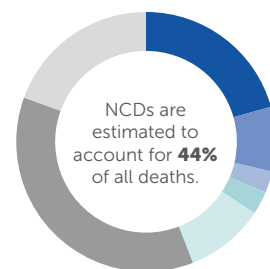
2016 TOTAL POPULATION: 34 656 000  
2016 TOTAL DEATHS: 248 000

## RISK OF PREMATURE DEATH DUE TO NCDs (%)\*



## PROPORTIONAL MORTALITY\*

- ▶ 21% Cardiovascular diseases
- ▶ 8% Cancers
- ▶ 3% Chronic respiratory diseases
- ▶ 3% Diabetes
- ▶ 10% Other NCDs
- ▶ 36% Communicable, maternal, perinatal and nutritional conditions
- ▶ 19% Injuries



10 500 LIVES CAN BE SAVED BY 2025 BY IMPLEMENTING ALL OF THE WHO "BEST BUYS"

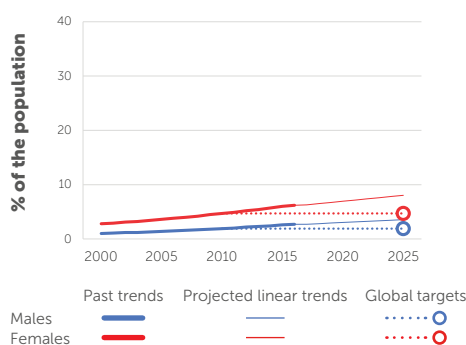
		NATIONAL TARGET SET		DATA YEAR	MALES	FEMALES	TOTAL
<b>MORTALITY*</b>							
	<b>Premature mortality from NCDs</b>	X	Total NCD deaths	2016	55 900	53 700	109 500
			Risk of premature death between 30-70 years (%)	2016	32	28	30
	<b>Suicide mortality</b>	-	Suicide mortality rate (per 100 000 population)	2016	-	-	5
<b>RISK FACTORS</b>							
	<b>Harmful use of alcohol</b>	X	Total alcohol per capita consumption, adults aged 15+ (litres of pure alcohol)	2016	0	0	0
	<b>Physical inactivity</b>	X	Physical inactivity, adults aged 18+ (%)	2016	...	...	...
	<b>Salt/Sodium intake</b>	X	Mean population salt intake, adults aged 20+ (g/day)	2010	9	8	9
	<b>Tobacco use</b>	X	Current tobacco smoking, adults aged 15+ (%)	2016	...	...	...
	<b>Raised blood pressure</b>	X	Raised blood pressure, adults aged 18+ (%)	2015	24	22	23
	<b>Diabetes</b>	X	Raised blood glucose, adults aged 18+ (%)	2014	8	9	8
	<b>Obesity</b>	X	Obesity, adults aged 18+ (%)	2016	3	6	5
			Obesity, adolescents aged 10-19 (%)	2016	2	3	2
	<b>Ambient air pollution</b>	-	Exceedance of WHO guidelines level for annual PM2.5 concentration (by a multiple of)	2016	-	-	5
	<b>Household air pollution</b>	-	Population with primary reliance on polluting fuels and technologies (%)	2016	-	-	68

## SELECTED ADULT RISK FACTOR TRENDS

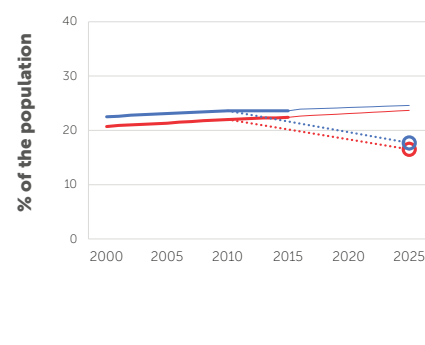
### CURRENT TOBACCO SMOKING

NO DATA AVAILABLE

### OBESITY



### RAISED BLOOD PRESSURE



## NATIONAL SYSTEMS RESPONSE

			Proportion of population at high risk for CVD or with existing CVD (%)	-	...
	<b>Drug therapy to prevent heart attacks and strokes</b>	X	Proportion of high risk persons receiving any drug therapy and counselling to prevent heart attacks and strokes (%)	-	...
			Proportion of primary health care centres reported as offering CVD risk stratification	2017	Less than 25%
			Reported having CVD guidelines that are utilized in at least 50% of health facilities	2017	No
	<b>Essential NCD medicines and basic technologies to treat major NCDs</b>	X	Number of essential NCD medicines reported as "generally available"	2017	1 out of 10
			Number of essential NCD technologies reported as "generally available"	2017	4 out of 6

... = no data available

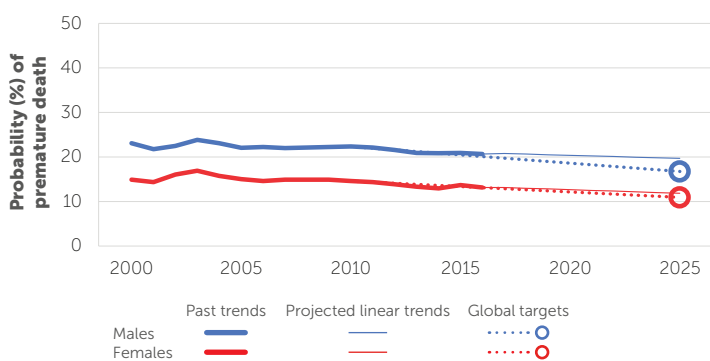
\* The mortality estimates for this country have a high degree of uncertainty because they are not based on any national NCD mortality data (see Explanatory Notes)

World Health Organization - Noncommunicable Diseases (NCD) Country Profiles, 2018.

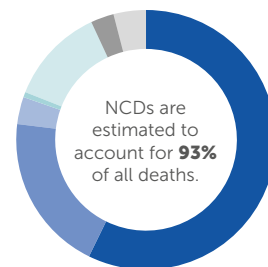
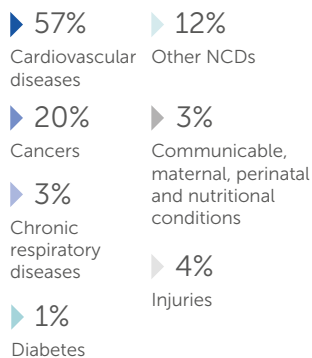
# ALBANIA

2016 TOTAL POPULATION: 2 926 000  
2016 TOTAL DEATHS: 26 000

## RISK OF PREMATURE DEATH DUE TO NCDs (%)\*



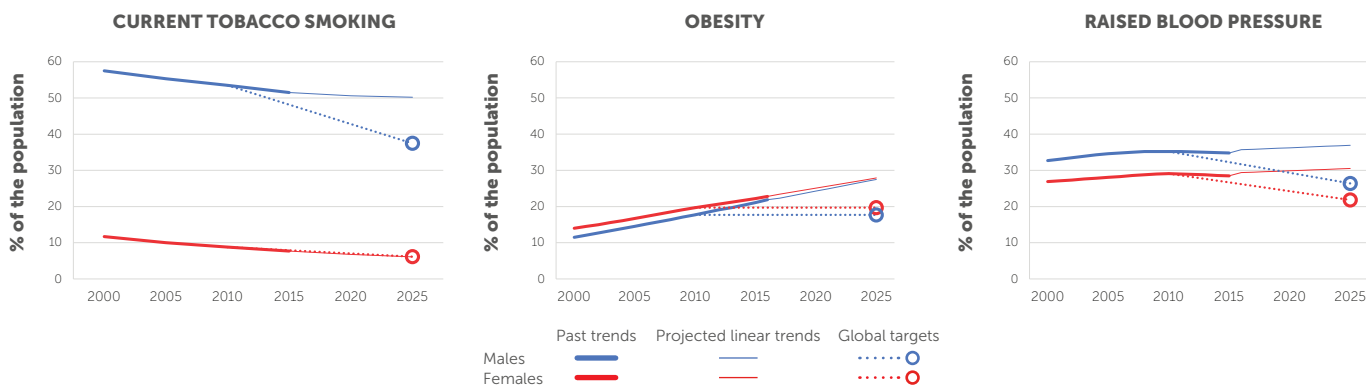
## PROPORTIONAL MORTALITY\*



10 100 LIVES CAN BE SAVED BY 2025 BY IMPLEMENTING ALL OF THE WHO "BEST BUYS"

MORTALITY*		NATIONAL TARGET SET		DATA YEAR	MALES	FEMALES	TOTAL
📊	Premature mortality from NCDs	✓	Total NCD deaths	2016	13 300	10 900	24 300
			Risk of premature death between 30-70 years (%)	2016	21	13	17
👤	Suicide mortality	-	Suicide mortality rate (per 100 000 population)	2016	-	-	6
RISK FACTORS							
🍷	Harmful use of alcohol	✓	Total alcohol per capita consumption, adults aged 15+ (litres of pure alcohol)	2016	13	3	7
🚶	Physical inactivity	✓	Physical inactivity, adults aged 18+ (%)	2016	...	...	...
🧂	Salt/Sodium intake	✗	Mean population salt intake, adults aged 20+ (g/day)	2010	10	9	9
🚬	Tobacco use	✓	Current tobacco smoking, adults aged 15+ (%)	2016	51	8	29
🩺	Raised blood pressure	✓	Raised blood pressure, adults aged 18+ (%)	2015	35	29	32
👤	Diabetes	✗	Raised blood glucose, adults aged 18+ (%)	2014	8	8	8
👤	Obesity	✓	Obesity, adults aged 18+ (%)	2016	22	23	22
			Obesity, adolescents aged 10-19 (%)	2016	8	5	6
🏠	Ambient air pollution	-	Exceedance of WHO guidelines level for annual PM2.5 concentration (by a multiple of)	2016	-	-	2
🏠	Household air pollution	-	Population with primary reliance on polluting fuels and technologies (%)	2016	-	-	23

## SELECTED ADULT RISK FACTOR TRENDS



## NATIONAL SYSTEMS RESPONSE

👤	Drug therapy to prevent heart attacks and strokes	✓	Proportion of population at high risk for CVD or with existing CVD (%)	-	...
			Proportion of high risk persons receiving any drug therapy and counselling to prevent heart attacks and strokes (%)	-	...
			Proportion of primary health care centres reported as offering CVD risk stratification	2017	25% to 50%
			Reported having CVD guidelines that are utilized in at least 50% of health facilities	2017	Yes
📦	Essential NCD medicines and basic technologies to treat major NCDs	✓	Number of essential NCD medicines reported as "generally available"	2017	10 out of 10
			Number of essential NCD technologies reported as "generally available"	2017	5 out of 6

... = no data available

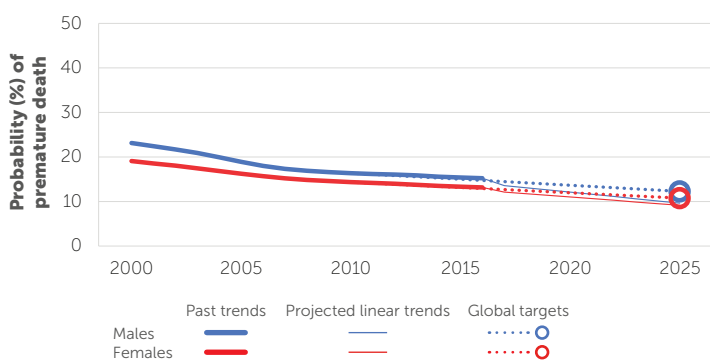
\* The mortality estimates for this country have a high degree of uncertainty because they are not based on any national NCD mortality data (see Explanatory Notes)

World Health Organization - Noncommunicable Diseases (NCD) Country Profiles, 2018.

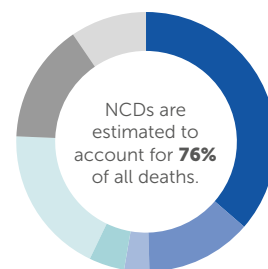
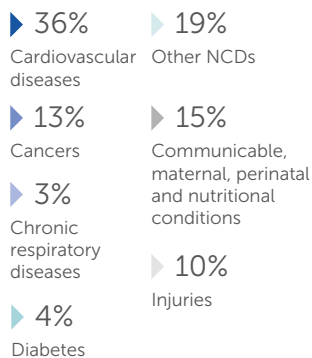
# ALGERIA

2016 TOTAL POPULATION: 40 606 000  
2016 TOTAL DEATHS: 190 000

## RISK OF PREMATURE DEATH DUE TO NCDs (%)\*



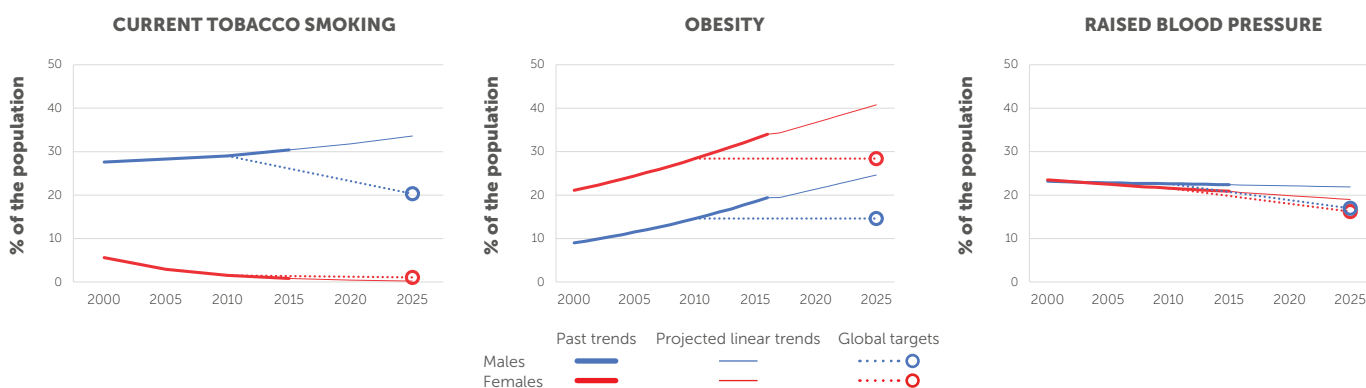
## PROPORTIONAL MORTALITY\*



54 700 LIVES CAN BE SAVED BY 2025 BY IMPLEMENTING ALL OF THE WHO "BEST BUYS"

MORTALITY*		NATIONAL TARGET SET		DATA YEAR	MALES	FEMALES	TOTAL
Premature mortality from NCDs	✓	Total NCD deaths		2016	72 500	71 400	144 000
		Risk of premature death between 30-70 years (%)		2016	15	13	14
Suicide mortality	-	Suicide mortality rate (per 100 000 population)		2016	-	-	3
RISK FACTORS							
Harmful use of alcohol	x	Total alcohol per capita consumption, adults aged 15+ (litres of pure alcohol)		2016	2	0	1
Physical inactivity	✓	Physical inactivity, adults aged 18+ (%)		2016	25	39	32
Salt/Sodium intake	✓	Mean population salt intake, adults aged 20+ (g/day)		2010	11	10	11
Tobacco use	✓	Current tobacco smoking, adults aged 15+ (%)		2016	31	1	16
Raised blood pressure	✓	Raised blood pressure, adults aged 18+ (%)		2015	22	21	22
Diabetes	✓	Raised blood glucose, adults aged 18+ (%)		2014	10	11	11
Obesity	✓	Obesity, adults aged 18+ (%)		2016	19	34	27
		Obesity, adolescents aged 10-19 (%)		2016	12	11	11
Ambient air pollution	-	Exceedance of WHO guidelines level for annual PM2.5 concentration (by a multiple of)		2016	-	-	4
Household air pollution	-	Population with primary reliance on polluting fuels and technologies (%)		2016	-	-	7

## SELECTED ADULT RISK FACTOR TRENDS

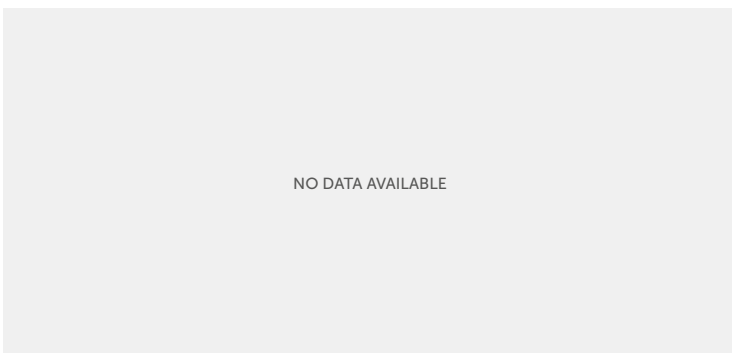


## NATIONAL SYSTEMS RESPONSE

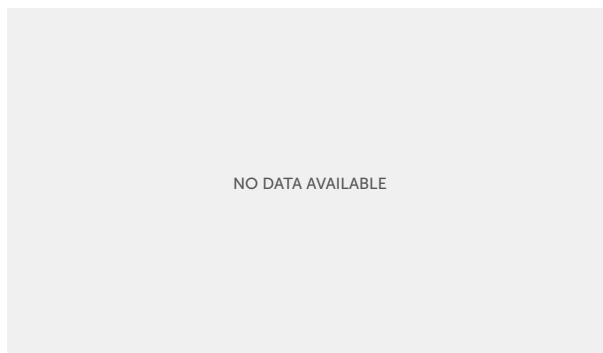
Drug therapy to prevent heart attacks and strokes	x	Proportion of population at high risk for CVD or with existing CVD (%)	2016	9
		Proportion of high risk persons receiving any drug therapy and counselling to prevent heart attacks and strokes (%)	2016	52
		Proportion of primary health care centres reported as offering CVD risk stratification	2017	Don't know
		Reported having CVD guidelines that are utilized in at least 50% of health facilities	2017	Yes
Essential NCD medicines and basic technologies to treat major NCDs	x	Number of essential NCD medicines reported as "generally available"	2017	8 out of 10
		Number of essential NCD technologies reported as "generally available"	2017	6 out of 6












\* The mortality estimates for this country have a high degree of uncertainty because they are not based on any national NCD mortality data (see Explanatory Notes)

## RISK OF PREMATURE DEATH DUE TO NCDs (%)†

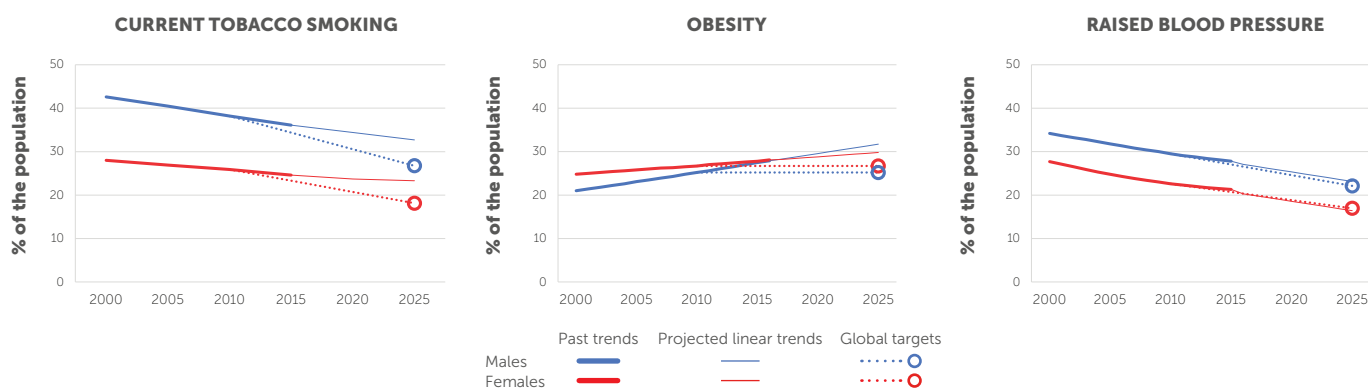


## PROPORTIONAL MORTALITY†





		NATIONAL TARGET SET		DATA YEAR	MALES	FEMALES	TOTAL
<b>MORTALITY<sup>1</sup></b>							
	<b>Premature mortality from NCDs</b>	X	Total NCD deaths	2016	...	...	...
			Risk of premature death between 30-70 years (%)	2016	...	...	...
	<b>Suicide mortality</b>	-	Suicide mortality rate (per 100 000 population)	2016	-	-	...
<b>RISK FACTORS</b>							
	<b>Harmful use of alcohol</b>	X	Total alcohol per capita consumption, adults aged 15+ (litres of pure alcohol)	2016	18	5	11
	<b>Physical inactivity</b>	X	Physical inactivity, adults aged 18+ (%)	2016	41	44	43
	<b>Salt/Sodium intake</b>	X	Mean population salt intake, adults aged 20+ (g/day)	2010	10	9	10
	<b>Tobacco use</b>	X	Current tobacco smoking, adults aged 15+ (%)	2016	36	24	30
	<b>Raised blood pressure</b>	X	Raised blood pressure, adults aged 18+ (%)	2015	28	21	25
	<b>Diabetes</b>	X	Raised blood glucose, adults aged 18+ (%)	2014	10	8	9
	<b>Obesity</b>	X	Obesity, adults aged 18+ (%)	2016	28	28	28
			Obesity, adolescents aged 10-19 (%)	2016	13	9	11
	<b>Ambient air pollution</b>	-	Exceedance of WHO guidelines level for annual PM2.5 concentration (by a multiple of) <sup>2</sup>	2016	-	-	-
	<b>Household air pollution</b>	-	Population with primary reliance on polluting fuels and technologies (%)	2016	-	-	<5

## SELECTED ADULT RISK FACTOR TRENDS



## NATIONAL SYSTEMS RESPONSE

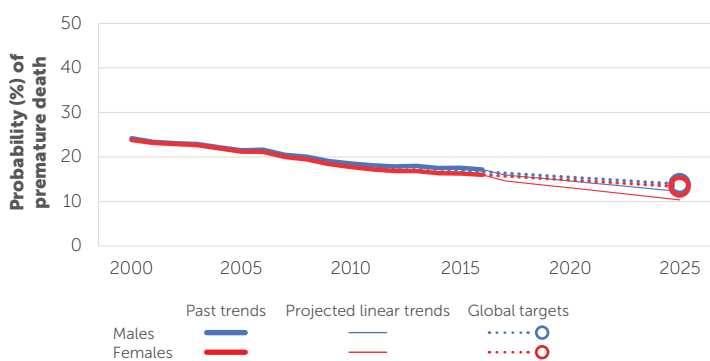
	<b>Drug therapy to prevent heart attacks and strokes</b>	X	Proportion of population at high risk for CVD or with existing CVD (%)	-	...	...
			Proportion of high risk persons receiving any drug therapy and counselling to prevent heart attacks and strokes (%)	-	...	...
			Proportion of primary health care centres reported as offering CVD risk stratification	2017		Don't know
			Reported having CVD guidelines that are utilized in at least 50% of health facilities	2017		No
	<b>Essential NCD medicines and basic technologies to treat major NCDs</b>	X	Number of essential NCD medicines reported as "generally available"	2017		10 out of 10
			Number of essential NCD technologies reported as "generally available"	2017		6 out of 6

... = no data available  
<sup>1</sup> not exceeding  
<sup>2</sup> See Explanatory Notes

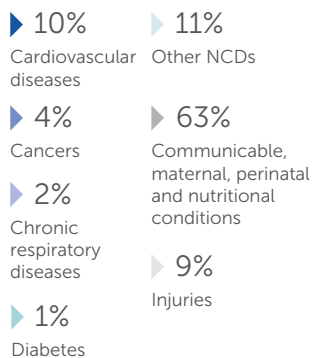
# ANGOLA

2016 TOTAL POPULATION: 28 813 000  
2016 TOTAL DEATHS: 226 000

## RISK OF PREMATURE DEATH DUE TO NCDs (%)\*



## PROPORTIONAL MORTALITY\*




**16 100 LIVES CAN BE SAVED BY 2025 BY IMPLEMENTING ALL OF THE WHO "BEST BUYS"**

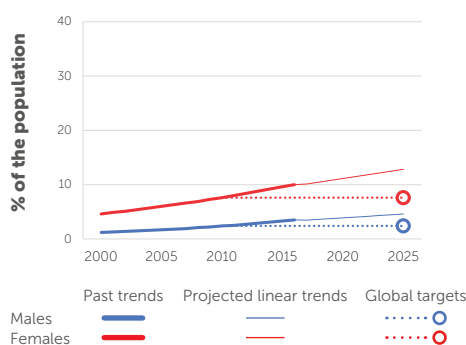
MORTALITY*		NATIONAL TARGET SET		DATA YEAR	MALES	FEMALES	TOTAL
	<b>Premature mortality from NCDs</b>	X	Total NCD deaths	2016	30 800	31 100	61 900
			Risk of premature death between 30-70 years (%)	2016	17	16	17
	<b>Suicide mortality</b>	-	Suicide mortality rate (per 100 000 population)	2016	-	-	5
RISK FACTORS							
	<b>Harmful use of alcohol</b>	X	Total alcohol per capita consumption, adults aged 15+ (litres of pure alcohol)	2016	11	2	6
	<b>Physical inactivity</b>	X	Physical inactivity, adults aged 18+ (%)	2016	...	...	...
	<b>Salt/Sodium intake</b>	X	Mean population salt intake, adults aged 20+ (g/day)	2010	7	6	6
	<b>Tobacco use</b>	X	Current tobacco smoking, adults aged 15+ (%)	2016	...	...	...
	<b>Raised blood pressure</b>	X	Raised blood pressure, adults aged 18+ (%)	2015	23	22	22
	<b>Diabetes</b>	X	Raised blood glucose, adults aged 18+ (%)	2014	6	6	6
	<b>Obesity</b>	X	Obesity, adults aged 18+ (%)	2016	4	10	7
			Obesity, adolescents aged 10-19 (%)	2016	1	2	2
	<b>Ambient air pollution</b>	-	Exceedance of WHO guidelines level for annual PM2.5 concentration (by a multiple of)	2016	-	-	3
	<b>Household air pollution</b>	-	Population with primary reliance on polluting fuels and technologies (%)	2016	-	-	52

## SELECTED ADULT RISK FACTOR TRENDS

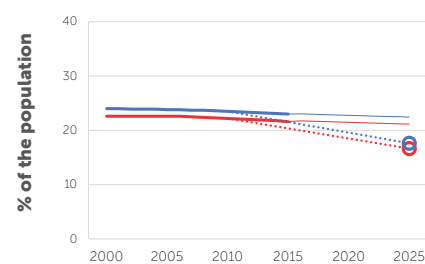
### CURRENT TOBACCO SMOKING



### OBESITY



### RAISED BLOOD PRESSURE



## NATIONAL SYSTEMS RESPONSE

	<b>Drug therapy to prevent heart attacks and strokes</b>	X	Proportion of population at high risk for CVD or with existing CVD (%)	-	...
			Proportion of high risk persons receiving any drug therapy and counselling to prevent heart attacks and strokes (%)	-	...
			Proportion of primary health care centres reported as offering CVD risk stratification	2017	None
			Reported having CVD guidelines that are utilized in at least 50% of health facilities	2017	No
	<b>Essential NCD medicines and basic technologies to treat major NCDs</b>	X	Number of essential NCD medicines reported as "generally available"	2017	0 out of 10
			Number of essential NCD technologies reported as "generally available"	2017	4 out of 6

... = no data available

\* The mortality estimates for this country have a high degree of uncertainty because they are not based on any national NCD mortality data (see Explanatory Notes)

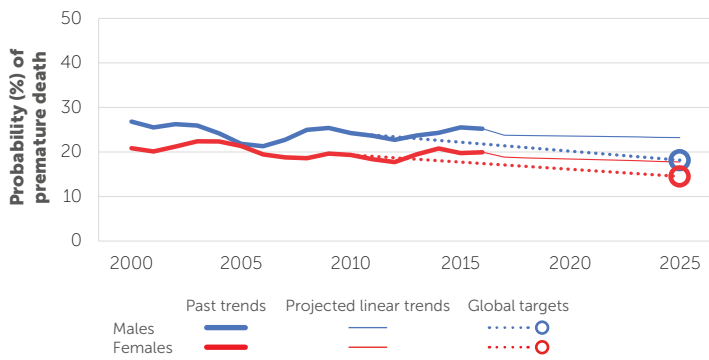
World Health Organization - Noncommunicable Diseases (NCD) Country Profiles, 2018.



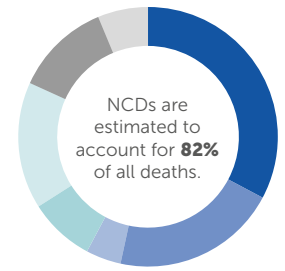
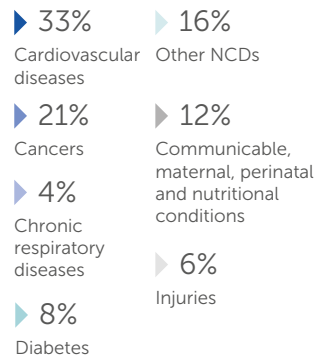
# ANTIGUA AND BARBUDA

2016 TOTAL POPULATION: 101 000  
2016 TOTAL DEATHS: 650

## RISK OF PREMATURE DEATH DUE TO NCDs (%)



## PROPORTIONAL MORTALITY




## 100 LIVES CAN BE SAVED BY 2025 BY IMPLEMENTING ALL OF THE WHO "BEST BUYS"

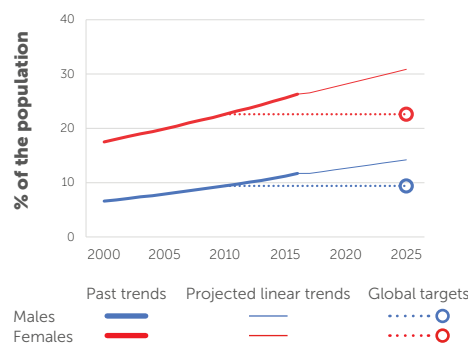
		NATIONAL TARGET SET		DATA YEAR	MALES	FEMALES	TOTAL
<b>MORTALITY</b>							
	<b>Premature mortality from NCDs</b>	✓	Total NCD deaths	2016	270	260	530
			Risk of premature death between 30-70 years (%)	2016	25	20	23
	<b>Suicide mortality</b>	-	Suicide mortality rate (per 100 000 population)	2016	-	-	0
<b>RISK FACTORS</b>							
	<b>Harmful use of alcohol</b>	✓	Total alcohol per capita consumption, adults aged 15+ (litres of pure alcohol)	2016	12	2	7
	<b>Physical inactivity</b>	✓	Physical inactivity, adults aged 18+ (%)	2016	...	...	...
	<b>Salt/Sodium intake</b>	✓	Mean population salt intake, adults aged 20+ (g/day)	2010	7	6	7
	<b>Tobacco use</b>	X	Current tobacco smoking, adults aged 15+ (%)	2016	...	...	...
	<b>Raised blood pressure</b>	✓	Raised blood pressure, adults aged 18+ (%)	2015	27	22	24
	<b>Diabetes</b>	✓	Raised blood glucose, adults aged 18+ (%)	2014	10	14	12
	<b>Obesity</b>	✓	Obesity, adults aged 18+ (%)	2016	12	26	19
			Obesity, adolescents aged 10-19 (%)	2016	10	10	10
	<b>Ambient air pollution</b>	-	Exceedance of WHO guidelines level for annual PM2.5 concentration (by a multiple of)	2016	-	-	2
	<b>Household air pollution</b>	-	Population with primary reliance on polluting fuels and technologies (%)	2016	-	-	<5

## SELECTED ADULT RISK FACTOR TRENDS

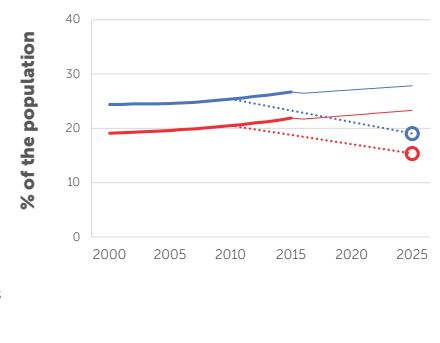
### CURRENT TOBACCO SMOKING



### OBESITY



### RAISED BLOOD PRESSURE



## NATIONAL SYSTEMS RESPONSE

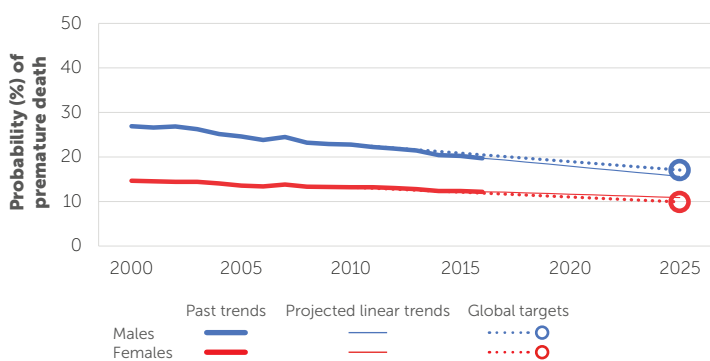
			Proportion of population at high risk for CVD or with existing CVD (%)	-	...
	<b>Drug therapy to prevent heart attacks and strokes</b>	✓	Proportion of high risk persons receiving any drug therapy and counselling to prevent heart attacks and strokes (%)	-	...
			Proportion of primary health care centres reported as offering CVD risk stratification	2017	Less than 25%
			Reported having CVD guidelines that are utilized in at least 50% of health facilities	2017	No
	<b>Essential NCD medicines and basic technologies to treat major NCDs</b>	X	Number of essential NCD medicines reported as "generally available"	2017	10 out of 10
			Number of essential NCD technologies reported as "generally available"	2017	5 out of 6

... = no data available

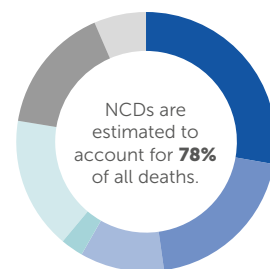
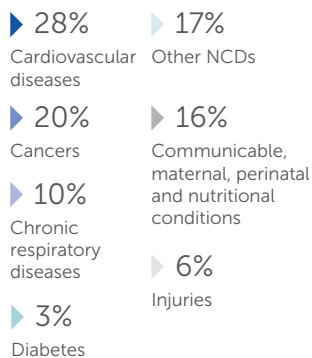
# ARGENTINA

2016 TOTAL POPULATION: 43 847 000  
2016 TOTAL DEATHS: 328 000

## RISK OF PREMATURE DEATH DUE TO NCDs (%)



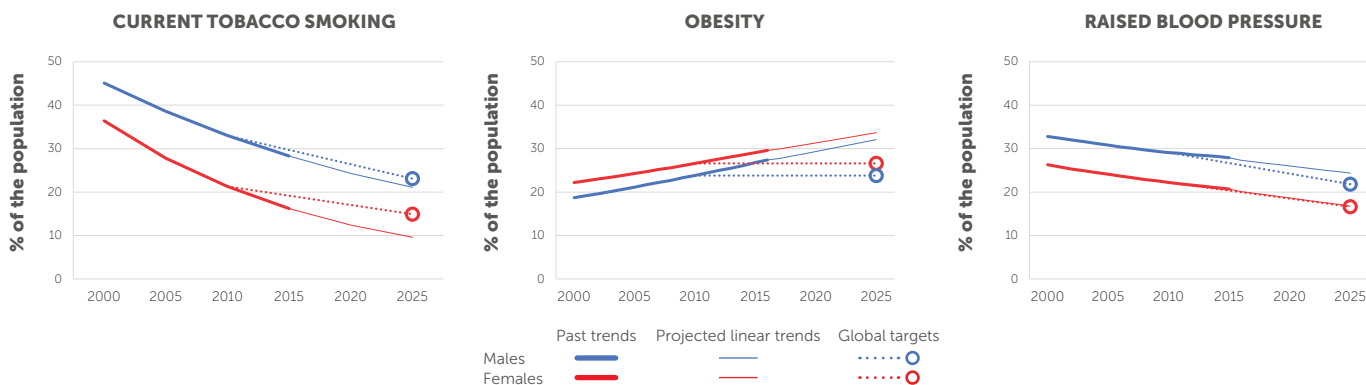
## PROPORTIONAL MORTALITY



37 500 LIVES CAN BE SAVED BY 2025 BY IMPLEMENTING ALL OF THE WHO "BEST BUYS"

MORTALITY		NATIONAL TARGET SET		DATA YEAR	MALES	FEMALES	TOTAL
	<b>Premature mortality from NCDs</b>	✓	Total NCD deaths	2016	128 500	126 000	254 500
			Risk of premature death between 30-70 years (%)	2016	20	12	16
	<b>Suicide mortality</b>	-	Suicide mortality rate (per 100 000 population)	2016	-	-	9
RISK FACTORS							
	<b>Harmful use of alcohol</b>	✓	Total alcohol per capita consumption, adults aged 15+ (litres of pure alcohol)	2016	16	4	10
	<b>Physical inactivity</b>	✓	Physical inactivity, adults aged 18+ (%)	2016	38	46	42
	<b>Salt/Sodium intake</b>	✓	Mean population salt intake, adults aged 20+ (g/day)	2010	8	7	8
	<b>Tobacco use</b>	✓	Current tobacco smoking, adults aged 15+ (%)	2016	28	15	21
	<b>Raised blood pressure</b>	✓	Raised blood pressure, adults aged 18+ (%)	2015	28	21	24
	<b>Diabetes</b>	X	Raised blood glucose, adults aged 18+ (%)	2014	10	11	10
	<b>Obesity</b>	✓	Obesity, adults aged 18+ (%)	2016	27	30	29
			Obesity, adolescents aged 10-19 (%)	2016	18	10	14
	<b>Ambient air pollution</b>	-	Exceedance of WHO guidelines level for annual PM2.5 concentration (by a multiple of)	2016	-	-	1
	<b>Household air pollution</b>	-	Population with primary reliance on polluting fuels and technologies (%)	2016	-	-	<5

## SELECTED ADULT RISK FACTOR TRENDS



## NATIONAL SYSTEMS RESPONSE

	<b>Drug therapy to prevent heart attacks and strokes</b>	X	Proportion of population at high risk for CVD or with existing CVD (%)	-	...
			Proportion of high risk persons receiving any drug therapy and counselling to prevent heart attacks and strokes (%)	-	...
			Proportion of primary health care centres reported as offering CVD risk stratification	2017	25% to 50%
			Reported having CVD guidelines that are utilized in at least 50% of health facilities	2017	Don't know
	<b>Essential NCD medicines and basic technologies to treat major NCDs</b>	X	Number of essential NCD medicines reported as "generally available"	2017	9 out of 10
			Number of essential NCD technologies reported as "generally available"	2017	5 out of 6

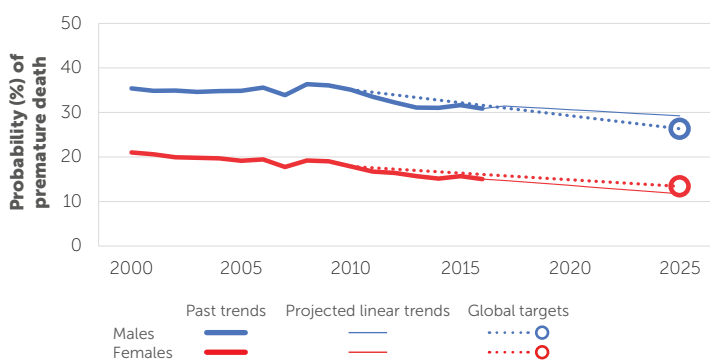
... = no data available

World Health Organization - Noncommunicable Diseases (NCD) Country Profiles, 2018.

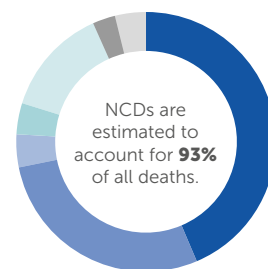
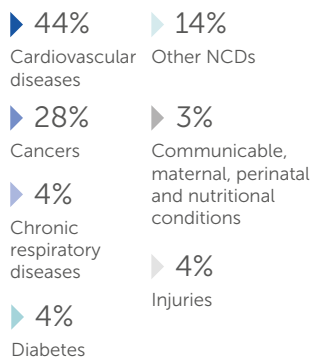
# ARMENIA

2016 TOTAL POPULATION: 2 925 000  
2016 TOTAL DEATHS: 28 000

## RISK OF PREMATURE DEATH DUE TO NCDs (%)\*



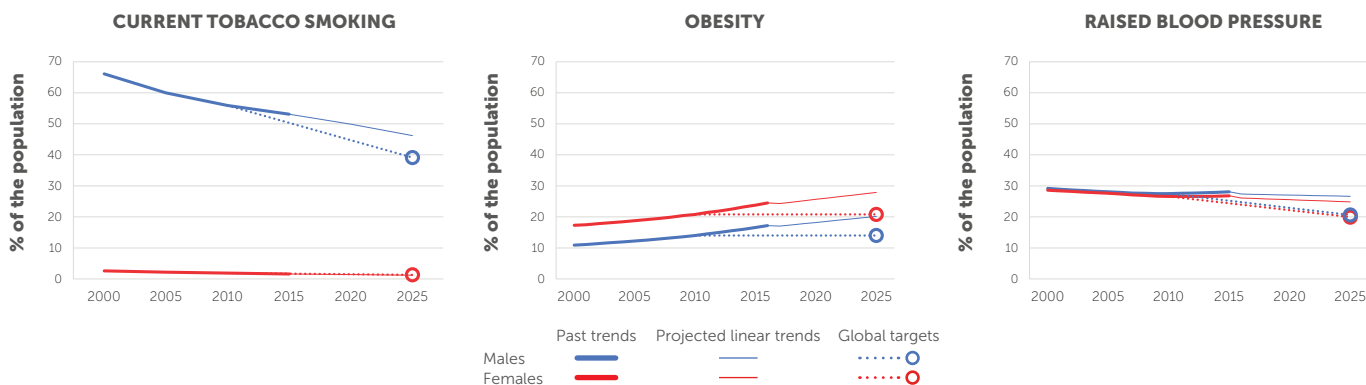
## PROPORTIONAL MORTALITY\*



**4 200 LIVES CAN BE SAVED BY 2025 BY IMPLEMENTING ALL OF THE WHO "BEST BUYS"**

MORTALITY*		NATIONAL TARGET SET	DATA YEAR	MALES	FEMALES	TOTAL
Premature mortality from NCDs	✓	Total NCD deaths	2016	13 100	13 200	26 300
		Risk of premature death between 30-70 years (%)	2016	31	15	22
Suicide mortality	-	Suicide mortality rate (per 100 000 population)	2016	-	-	7
RISK FACTORS						
Harmful use of alcohol	✓	Total alcohol per capita consumption, adults aged 15+ (litres of pure alcohol)	2016	10	2	6
Physical inactivity	✓	Physical inactivity, adults aged 18+ (%)	2016	24	23	23
Salt/Sodium intake	✓	Mean population salt intake, adults aged 20+ (g/day)	2010	13	12	12
Tobacco use	✓	Current tobacco smoking, adults aged 15+ (%)	2016	53	2	25
Raised blood pressure	✓	Raised blood pressure, adults aged 18+ (%)	2015	28	27	27
Diabetes	✓	Raised blood glucose, adults aged 18+ (%)	2014	11	14	12
Obesity	✓	Obesity, adults aged 18+ (%)	2016	17	25	21
		Obesity, adolescents aged 10-19 (%)	2016	4	3	4
Ambient air pollution	-	Exceedance of WHO guidelines level for annual PM2.5 concentration (by a multiple of)	2016	-	-	3
Household air pollution	-	Population with primary reliance on polluting fuels and technologies (%)	2016	-	-	<5

## SELECTED ADULT RISK FACTOR TRENDS



## NATIONAL SYSTEMS RESPONSE

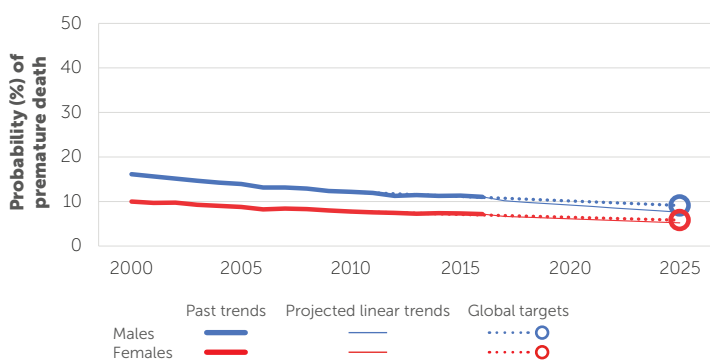
Drug therapy to prevent heart attacks and strokes	✓	Proportion of population at high risk for CVD or with existing CVD (%)	2016	17
		Proportion of high risk persons receiving any drug therapy and counselling to prevent heart attacks and strokes (%)	2016	33
		Proportion of primary health care centres reported as offering CVD risk stratification	2017	25% to 50%
		Reported having CVD guidelines that are utilized in at least 50% of health facilities	2017	Yes
Essential NCD medicines and basic technologies to treat major NCDs	✓	Number of essential NCD medicines reported as "generally available"	2017	10 out of 10
		Number of essential NCD technologies reported as "generally available"	2017	6 out of 6

\* The mortality estimates for this country have a high degree of uncertainty because they are not based on any national NCD mortality data (see Explanatory Notes)

# AUSTRALIA

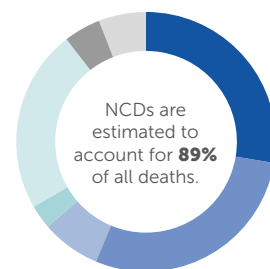
2016 TOTAL POPULATION: 24 126 000  
2016 TOTAL DEATHS: 160 000

## RISK OF PREMATURE DEATH DUE TO NCDs (%)



## PROPORTIONAL MORTALITY

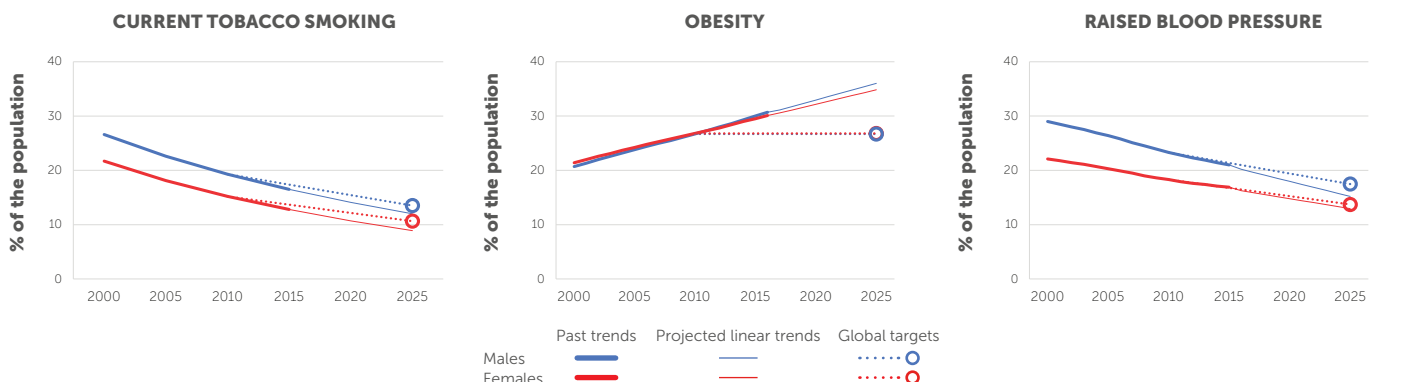
- ▶ 28% Cardiovascular diseases
- ▶ 29% Cancers
- ▶ 7% Chronic respiratory diseases
- ▶ 3% Diabetes
- ▶ 23% Other NCDs
- ▶ 5% Communicable, maternal, perinatal and nutritional conditions
- ▶ 6% Injuries



**29 300 LIVES CAN BE SAVED BY 2025 BY IMPLEMENTING ALL OF THE WHO "BEST BUYS"**

		NATIONAL TARGET SET		DATA YEAR	MALES	FEMALES	TOTAL
<b>MORTALITY</b>							
	<b>Premature mortality from NCDs</b>	X	Total NCD deaths	2016	72 200	70 500	142 700
			Risk of premature death between 30-70 years (%)	2016	11	7	9
	<b>Suicide mortality</b>	-	Suicide mortality rate (per 100 000 population)	2016	-	-	13
<b>RISK FACTORS</b>							
	<b>Harmful use of alcohol</b>	X	Total alcohol per capita consumption, adults aged 15+ (litres of pure alcohol)	2016	17	5	11
	<b>Physical inactivity</b>	X	Physical inactivity, adults aged 18+ (%)	2016	28	35	32
	<b>Salt/Sodium intake</b>	X	Mean population salt intake, adults aged 20+ (g/day)	2010	9	8	9
	<b>Tobacco use</b>	✓	Current tobacco smoking, adults aged 15+ (%)	2016	16	12	14
	<b>Raised blood pressure</b>	X	Raised blood pressure, adults aged 18+ (%)	2015	21	17	19
	<b>Diabetes</b>	✓	Raised blood glucose, adults aged 18+ (%)	2014	8	7	7
	<b>Obesity</b>	✓	Obesity, adults aged 18+ (%)	2016	31	30	30
			Obesity, adolescents aged 10-19 (%)	2016	12	10	11
	<b>Ambient air pollution</b>	-	Exceedance of WHO guidelines level for annual PM2.5 concentration (by a multiple of) <sup>a</sup>	2016	-	-	-
	<b>Household air pollution</b>	-	Population with primary reliance on polluting fuels and technologies (%)	2016	-	-	<5

## SELECTED ADULT RISK FACTOR TRENDS



## NATIONAL SYSTEMS RESPONSE

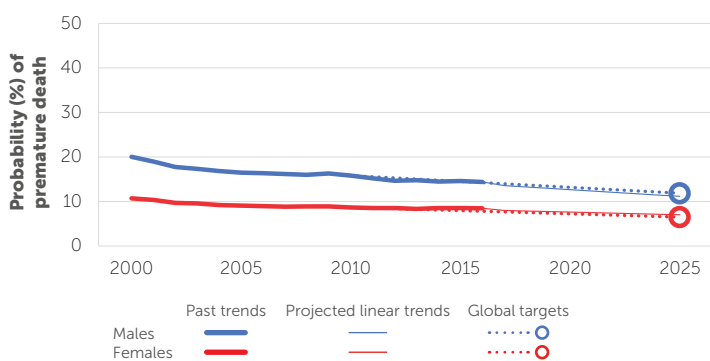
	<b>Drug therapy to prevent heart attacks and strokes</b>	X	Proportion of population at high risk for CVD or with existing CVD (%)	-	...
			Proportion of high risk persons receiving any drug therapy and counselling to prevent heart attacks and strokes (%)	-	...
			Proportion of primary health care centres reported as offering CVD risk stratification	2017	Don't know
			Reported having CVD guidelines that are utilized in at least 50% of health facilities	2017	Don't know
	<b>Essential NCD medicines and basic technologies to treat major NCDs</b>	X	Number of essential NCD medicines reported as "generally available"	2017	10 out of 10
			Number of essential NCD technologies reported as "generally available"	2017	6 out of 6

... = no data available  
° not exceeding

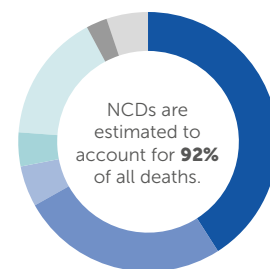
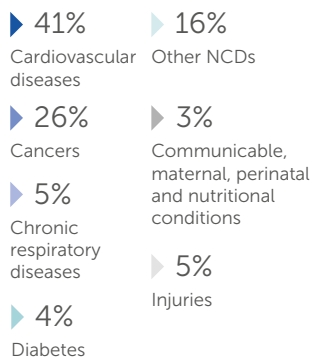
# AUSTRIA

2016 TOTAL POPULATION: 8 712 000  
2016 TOTAL DEATHS: 81 000

## RISK OF PREMATURE DEATH DUE TO NCDs (%)



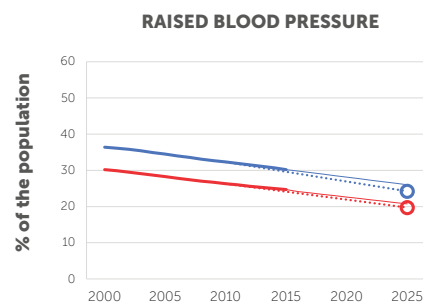
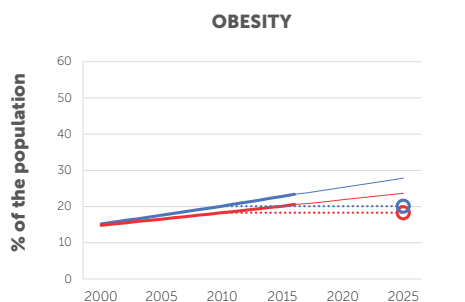
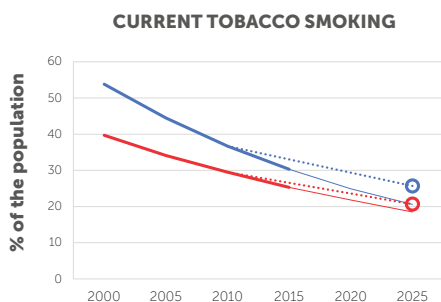
## PROPORTIONAL MORTALITY



**34 500 LIVES CAN BE SAVED BY 2025 BY IMPLEMENTING ALL OF THE WHO "BEST BUYS"**

		NATIONAL TARGET SET		DATA YEAR	MALES	FEMALES	TOTAL
<b>MORTALITY</b>							
	<b>Premature mortality from NCDs</b>	X	Total NCD deaths	2016	35 400	38 900	74 400
			Risk of premature death between 30-70 years (%)	2016	14	8	11
	<b>Suicide mortality</b>	-	Suicide mortality rate (per 100 000 population)	2016	-	-	16
<b>RISK FACTORS</b>							
	<b>Harmful use of alcohol</b>	X	Total alcohol per capita consumption, adults aged 15+ (litres of pure alcohol)	2016	19	5	12
	<b>Physical inactivity</b>	X	Physical inactivity, adults aged 18+ (%)	2016	29	36	33
	<b>Salt/Sodium intake</b>	X	Mean population salt intake, adults aged 20+ (g/day)	2010	11	10	10
	<b>Tobacco use</b>	X	Current tobacco smoking, adults aged 15+ (%)	2016	29	25	27
	<b>Raised blood pressure</b>	X	Raised blood pressure, adults aged 18+ (%)	2015	30	25	27
	<b>Diabetes</b>	X	Raised blood glucose, adults aged 18+ (%)	2014	7	5	6
	<b>Obesity</b>	X	Obesity, adults aged 18+ (%)	2016	23	21	22
			Obesity, adolescents aged 10-19 (%)	2016	10	5	8
	<b>Ambient air pollution</b>	-	Exceedance of WHO guidelines level for annual PM2.5 concentration (by a multiple of)	2016	-	-	1
	<b>Household air pollution</b>	-	Population with primary reliance on polluting fuels and technologies (%)	2016	-	-	<5

## SELECTED ADULT RISK FACTOR TRENDS



## NATIONAL SYSTEMS RESPONSE

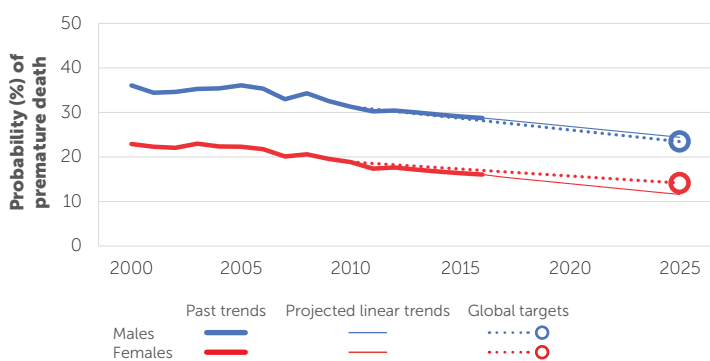
	<b>Drug therapy to prevent heart attacks and strokes</b>	X	Proportion of population at high risk for CVD or with existing CVD (%)	-	...
			Proportion of high risk persons receiving any drug therapy and counselling to prevent heart attacks and strokes (%)	-	...
			Proportion of primary health care centres reported as offering CVD risk stratification	2017	More than 50%
			Reported having CVD guidelines that are utilized in at least 50% of health facilities	2017	No
	<b>Essential NCD medicines and basic technologies to treat major NCDs</b>	X	Number of essential NCD medicines reported as "generally available"	2017	10 out of 10
			Number of essential NCD technologies reported as "generally available"	2017	6 out of 6

... = no data available

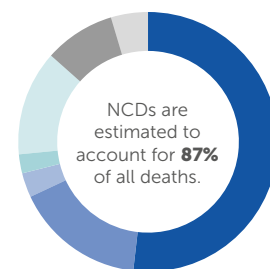
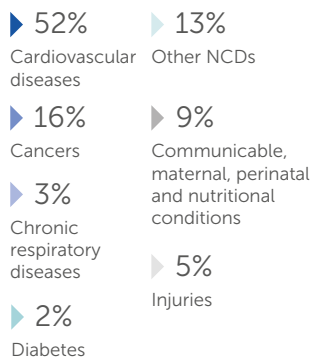
# AZERBAIJAN

2016 TOTAL POPULATION: 9 725 000  
2016 TOTAL DEATHS: 63 000

## RISK OF PREMATURE DEATH DUE TO NCDs (%)\*



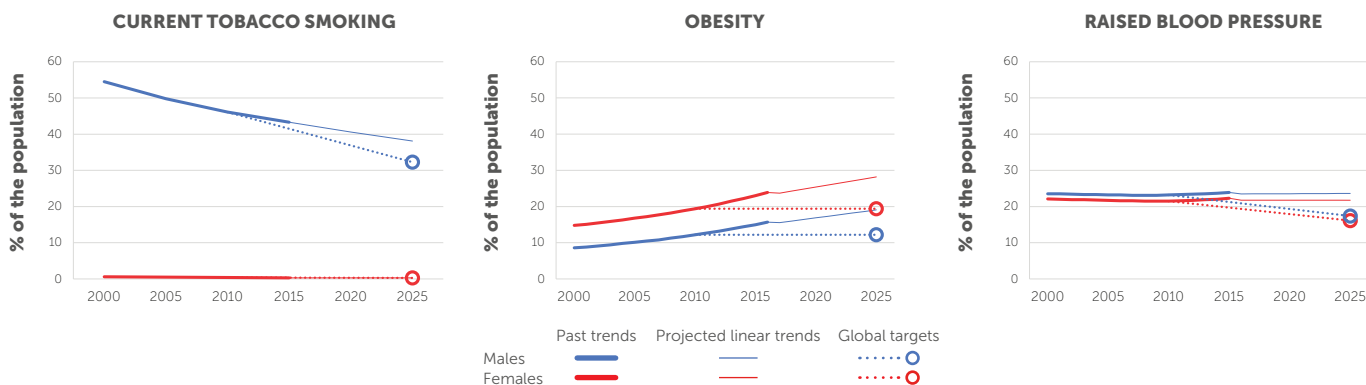
## PROPORTIONAL MORTALITY\*



20 300 LIVES CAN BE SAVED BY 2025 BY IMPLEMENTING ALL OF THE WHO "BEST BUYS"

MORTALITY*		NATIONAL TARGET SET		DATA YEAR	MALES	FEMALES	TOTAL
📊	Premature mortality from NCDs	X	Total NCD deaths	2016	28 400	25 800	54 100
			Risk of premature death between 30-70 years (%)	2016	29	16	22
👤	Suicide mortality	-	Suicide mortality rate (per 100 000 population)	2016	-	-	3
RISK FACTORS							
🍷	Harmful use of alcohol	X	Total alcohol per capita consumption, adults aged 15+ (litres of pure alcohol)	2016	1	0	1
🚶	Physical inactivity	✓	Physical inactivity, adults aged 18+ (%)	2016	...	...	...
🧂	Salt/Sodium intake	✓	Mean population salt intake, adults aged 20+ (g/day)	2010	13	12	13
🚬	Tobacco use	✓	Current tobacco smoking, adults aged 15+ (%)	2016	42	0	21
🩺	Raised blood pressure	✓	Raised blood pressure, adults aged 18+ (%)	2015	24	22	23
👤	Diabetes	✓	Raised blood glucose, adults aged 18+ (%)	2014	11	13	12
👤	Obesity	✓	Obesity, adults aged 18+ (%)	2016	16	24	20
			Obesity, adolescents aged 10-19 (%)	2016	4	4	4
🏠	Ambient air pollution	-	Exceedance of WHO guidelines level for annual PM2.5 concentration (by a multiple of)	2016	-	-	2
🏠	Household air pollution	-	Population with primary reliance on polluting fuels and technologies (%)	2016	-	-	<5

## SELECTED ADULT RISK FACTOR TRENDS



## NATIONAL SYSTEMS RESPONSE

👤	Drug therapy to prevent heart attacks and strokes	✓	Proportion of population at high risk for CVD or with existing CVD (%)	2017	13
			Proportion of high risk persons receiving any drug therapy and counselling to prevent heart attacks and strokes (%)	2017	52
			Proportion of primary health care centres reported as offering CVD risk stratification	2017	Less than 25%
			Reported having CVD guidelines that are utilized in at least 50% of health facilities	2017	Yes
📖	Essential NCD medicines and basic technologies to treat major NCDs	✓	Number of essential NCD medicines reported as "generally available"	2017	9 out of 10
			Number of essential NCD technologies reported as "generally available"	2017	3 out of 6

... = no data available

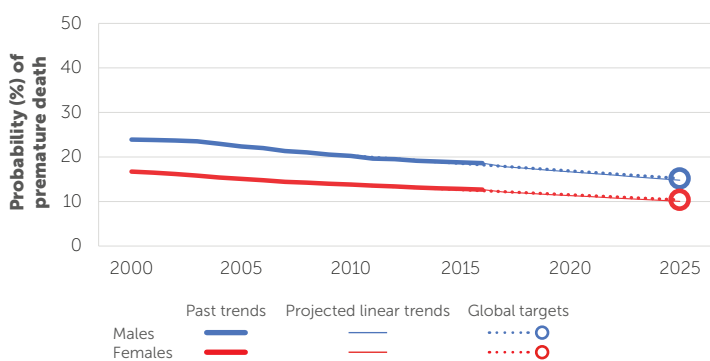
\* The mortality estimates for this country have a high degree of uncertainty because they are not based on any national NCD mortality data (see Explanatory Notes)

World Health Organization - Noncommunicable Diseases (NCD) Country Profiles, 2018.

# BAHAMAS

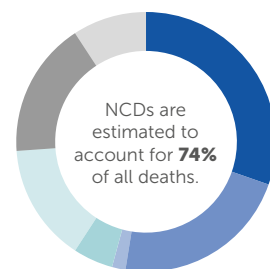
2016 TOTAL POPULATION: 391 000  
2016 TOTAL DEATHS: 2 400

## RISK OF PREMATURE DEATH DUE TO NCDs (%)\*



## PROPORTIONAL MORTALITY\*

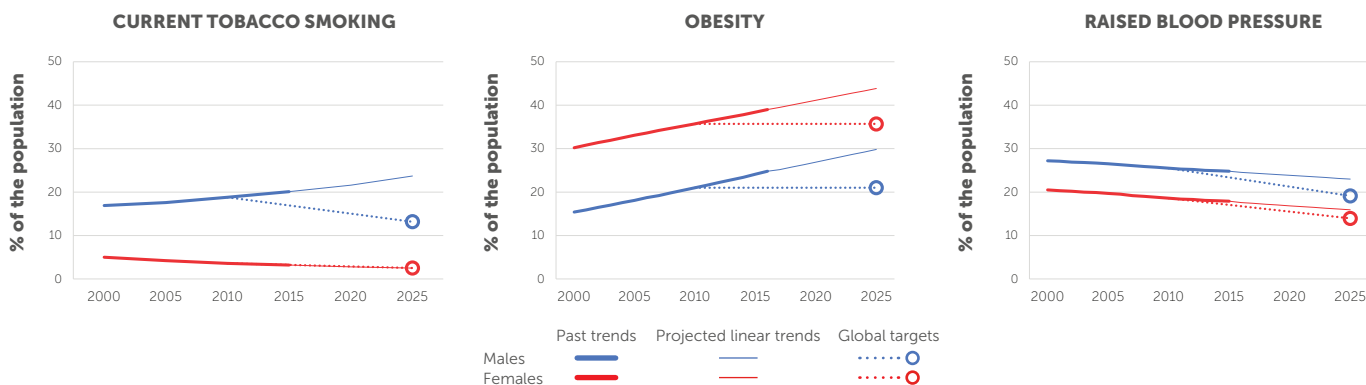
- ▶ 30% Cardiovascular diseases
- ▶ 22% Cancers
- ▶ 2% Chronic respiratory diseases
- ▶ 5% Diabetes
- ▶ 15% Other NCDs
- ▶ 17% Communicable, maternal, perinatal and nutritional conditions
- ▶ 9% Injuries



**2 000 LIVES CAN BE SAVED BY 2025 BY IMPLEMENTING ALL OF THE WHO "BEST BUYS"**

MORTALITY*		NATIONAL TARGET SET		DATA YEAR	MALES	FEMALES	TOTAL
📊	<b>Premature mortality from NCDs</b>	✓	Total NCD deaths	2016	890	880	1 800
			Risk of premature death between 30-70 years (%)	2016	19	13	15
👤	<b>Suicide mortality</b>	-	Suicide mortality rate (per 100 000 population)	2016	-	-	2
RISK FACTORS							
🍷	<b>Harmful use of alcohol</b>	X	Total alcohol per capita consumption, adults aged 15+ (litres of pure alcohol)	2016	8	1	4
🚶	<b>Physical inactivity</b>	X	Physical inactivity, adults aged 18+ (%)	2016	29	56	43
🧂	<b>Salt/Sodium intake</b>	X	Mean population salt intake, adults aged 20+ (g/day)	2010	8	7	8
🚬	<b>Tobacco use</b>	X	Current tobacco smoking, adults aged 15+ (%)	2016	20	3	12
🩺	<b>Raised blood pressure</b>	✓	Raised blood pressure, adults aged 18+ (%)	2015	25	18	21
👤	<b>Diabetes</b>	✓	Raised blood glucose, adults aged 18+ (%)	2014	11	14	13
👤	<b>Obesity</b>	X	Obesity, adults aged 18+ (%)	2016	25	39	32
			Obesity, adolescents aged 10-19 (%)	2016	16	15	15
🏠	<b>Ambient air pollution</b>	-	Exceedance of WHO guidelines level for annual PM2.5 concentration (by a multiple of)	2016	-	-	2
🏠	<b>Household air pollution</b>	-	Population with primary reliance on polluting fuels and technologies (%)	2016	-	-	<5

## SELECTED ADULT RISK FACTOR TRENDS



## NATIONAL SYSTEMS RESPONSE

👤	<b>Drug therapy to prevent heart attacks and strokes</b>	✓	Proportion of population at high risk for CVD or with existing CVD (%)	-	...
			Proportion of high risk persons receiving any drug therapy and counselling to prevent heart attacks and strokes (%)	-	...
			Proportion of primary health care centres reported as offering CVD risk stratification	2017	Don't know
			Reported having CVD guidelines that are utilized in at least 50% of health facilities	2017	Don't know
📦	<b>Essential NCD medicines and basic technologies to treat major NCDs</b>	X	Number of essential NCD medicines reported as "generally available"	2017	10 out of 10
			Number of essential NCD technologies reported as "generally available"	2017	6 out of 6

... = no data available

\* The mortality estimates for this country have a high degree of uncertainty because they are not based on any national NCD mortality data (see Explanatory Notes)

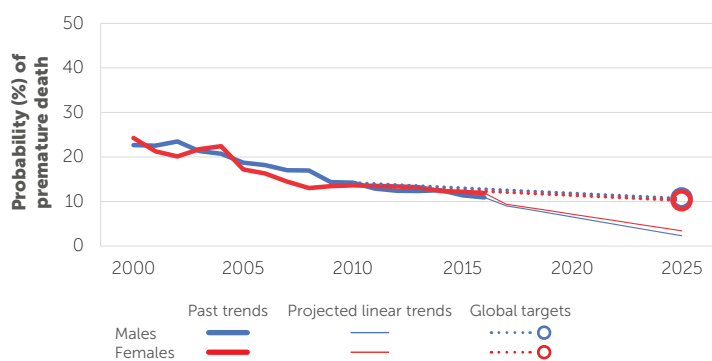
World Health Organization - Noncommunicable Diseases (NCD) Country Profiles, 2018.

# BAHRAIN

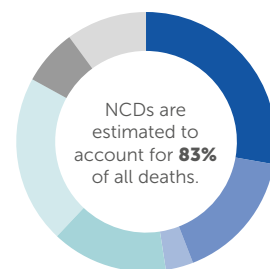
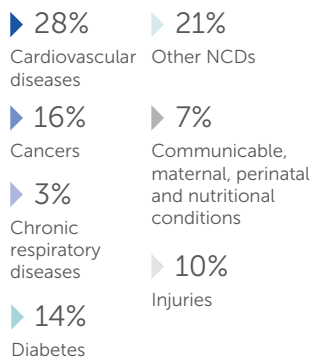
2016 TOTAL POPULATION: 1 425 000

2016 TOTAL DEATHS: 2 800

## RISK OF PREMATURE DEATH DUE TO NCDs (%)\*



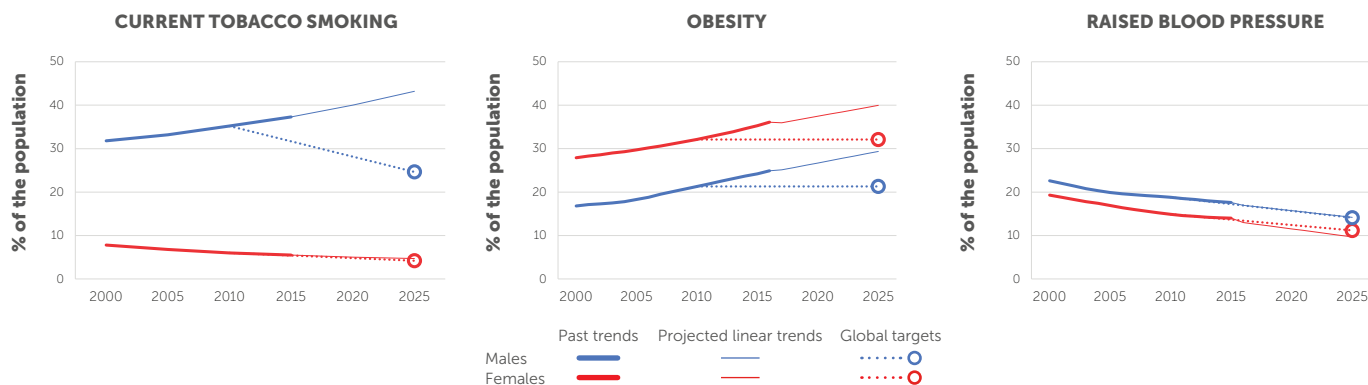
## PROPORTIONAL MORTALITY\*



**238 900 LIVES CAN BE SAVED BY 2025 BY IMPLEMENTING ALL OF THE WHO "BEST BUYS"**

MORTALITY*		NATIONAL TARGET SET		DATA YEAR	MALES	FEMALES	TOTAL
📄	<b>Premature mortality from NCDs</b>	✓	Total NCD deaths	2016	1 300	1 000	2 300
			Risk of premature death between 30-70 years (%)	2016	11	12	11
👤	<b>Suicide mortality</b>	-	Suicide mortality rate (per 100 000 population)	2016	-	-	6
RISK FACTORS							
🍷	<b>Harmful use of alcohol</b>	✗	Total alcohol per capita consumption, adults aged 15+ (litres of pure alcohol)	2016	3	0	2
🚶	<b>Physical inactivity</b>	✓	Physical inactivity, adults aged 18+ (%)	2016	...	...	...
🧂	<b>Salt/Sodium intake</b>	✗	Mean population salt intake, adults aged 20+ (g/day)	2010	14	13	14
🚬	<b>Tobacco use</b>	✓	Current tobacco smoking, adults aged 15+ (%)	2016	38	5	27
🩺	<b>Raised blood pressure</b>	✓	Raised blood pressure, adults aged 18+ (%)	2015	18	14	16
👤	<b>Diabetes</b>	✓	Raised blood glucose, adults aged 18+ (%)	2014	9	8	9
👤	<b>Obesity</b>	✓	Obesity, adults aged 18+ (%)	2016	25	36	29
			Obesity, adolescents aged 10-19 (%)	2016	16	15	16
🏠	<b>Ambient air pollution</b>	-	Exceedance of WHO guidelines level for annual PM2.5 concentration (by a multiple of)	2016	-	-	7
🏠	<b>Household air pollution</b>	-	Population with primary reliance on polluting fuels and technologies (%)	2016	-	-	<5

## SELECTED ADULT RISK FACTOR TRENDS



## NATIONAL SYSTEMS RESPONSE

👤	<b>Drug therapy to prevent heart attacks and strokes</b>	✓	Proportion of population at high risk for CVD or with existing CVD (%)	-	...
			Proportion of high risk persons receiving any drug therapy and counselling to prevent heart attacks and strokes (%)	-	...
			Proportion of primary health care centres reported as offering CVD risk stratification	2017	More than 50%
			Reported having CVD guidelines that are utilized in at least 50% of health facilities	2017	Don't know
📄	<b>Essential NCD medicines and basic technologies to treat major NCDs</b>	✓	Number of essential NCD medicines reported as "generally available"	2017	10 out of 10
			Number of essential NCD technologies reported as "generally available"	2017	6 out of 6

... = no data available

\* The mortality estimates for this country have a high degree of uncertainty because they are not based on any national NCD mortality data (see Explanatory Notes)

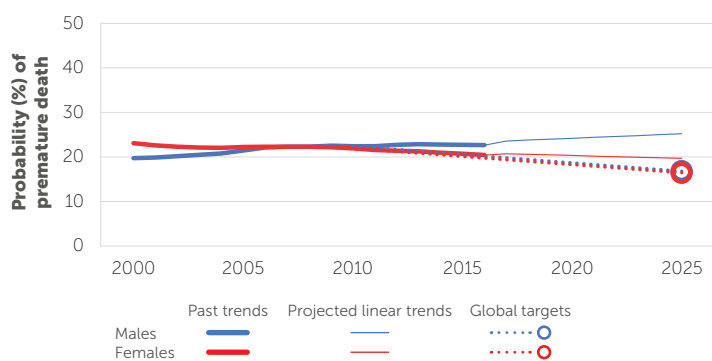
World Health Organization - Noncommunicable Diseases (NCD) Country Profiles, 2018.



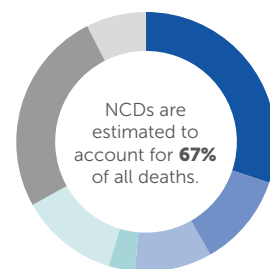
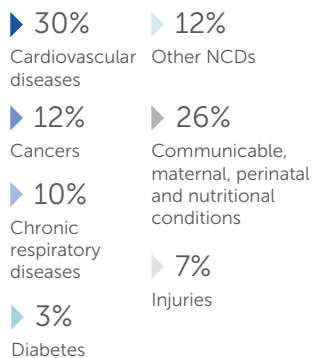
# BANGLADESH

2016 TOTAL POPULATION: 163 000 000  
2016 TOTAL DEATHS: 856 000

## RISK OF PREMATURE DEATH DUE TO NCDs (%)\*



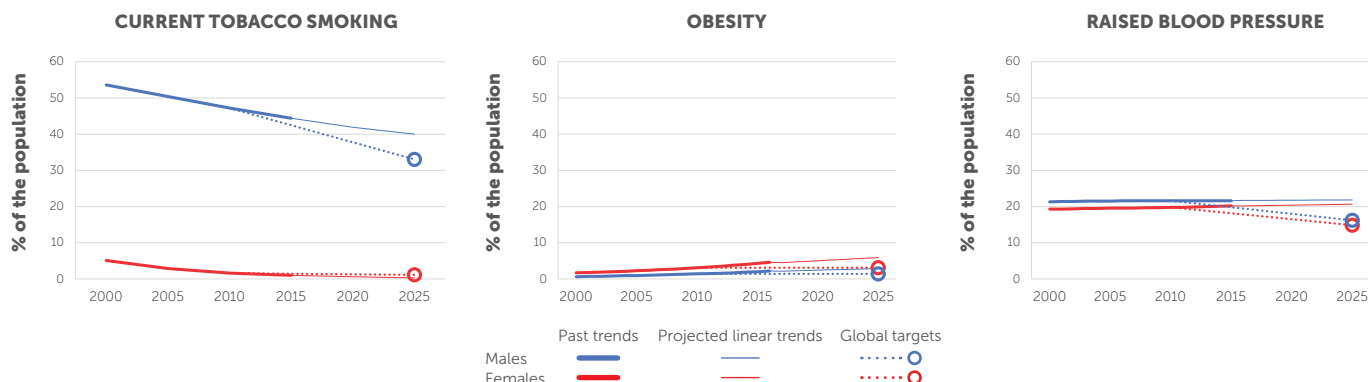
## PROPORTIONAL MORTALITY\*



**66 400 LIVES CAN BE SAVED BY 2025 BY IMPLEMENTING ALL OF THE WHO "BEST BUYS"**

MORTALITY*		NATIONAL TARGET SET		DATA YEAR	MALES	FEMALES	TOTAL
	<b>Premature mortality from NCDs</b>	X	Total NCD deaths	2016	306 700	265 900	572 600
			Risk of premature death between 30-70 years (%)	2016	23	20	22
	<b>Suicide mortality</b>	-	Suicide mortality rate (per 100 000 population)	2016	-	-	6
RISK FACTORS							
	<b>Harmful use of alcohol</b>	X	Total alcohol per capita consumption, adults aged 15+ (litres of pure alcohol)	2016	0	0	0
	<b>Physical inactivity</b>	X	Physical inactivity, adults aged 18+ (%)	2016	15	37	26
	<b>Salt/Sodium intake</b>	X	Mean population salt intake, adults aged 20+ (g/day)	2010	9	9	9
	<b>Tobacco use</b>	X	Current tobacco smoking, adults aged 15+ (%)	2016	44	1	23
	<b>Raised blood pressure</b>	✓	Raised blood pressure, adults aged 18+ (%)	2015	22	20	21
	<b>Diabetes</b>	X	Raised blood glucose, adults aged 18+ (%)	2014	9	7	8
	<b>Obesity</b>	X	Obesity, adults aged 18+ (%)	2016	2	5	3
	<b>Obesity</b>	X	Obesity, adolescents aged 10-19 (%)	2016	2	2	2
	<b>Ambient air pollution</b>	-	Exceedance of WHO guidelines level for annual PM2.5 concentration (by a multiple of)	2016	-	-	6
	<b>Household air pollution</b>	-	Population with primary reliance on polluting fuels and technologies (%)	2016	-	-	82

## SELECTED ADULT RISK FACTOR TRENDS



## NATIONAL SYSTEMS RESPONSE

	<b>Drug therapy to prevent heart attacks and strokes</b>	X	Proportion of population at high risk for CVD or with existing CVD (%)	-	...
			Proportion of high risk persons receiving any drug therapy and counselling to prevent heart attacks and strokes (%)	-	...
			Proportion of primary health care centres reported as offering CVD risk stratification	2017	None
			Reported having CVD guidelines that are utilized in at least 50% of health facilities	2017	Don't know
	<b>Essential NCD medicines and basic technologies to treat major NCDs</b>	X	Number of essential NCD medicines reported as "generally available"	2017	5 out of 10
			Number of essential NCD technologies reported as "generally available"	2017	6 out of 6

... = no data available

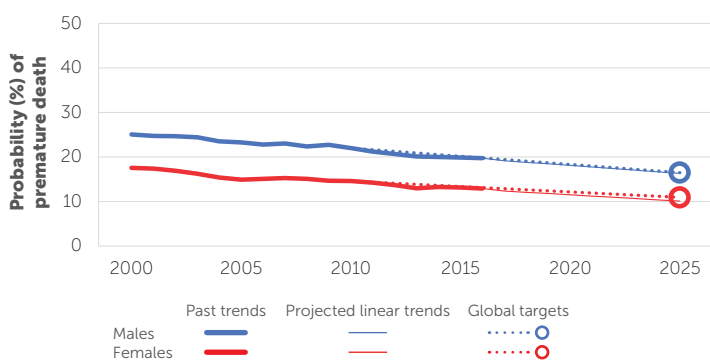
\* The mortality estimates for this country have a high degree of uncertainty because they are not based on any national NCD mortality data (see Explanatory Notes)

World Health Organization - Noncommunicable Diseases (NCD) Country Profiles, 2018.

# BARBADOS

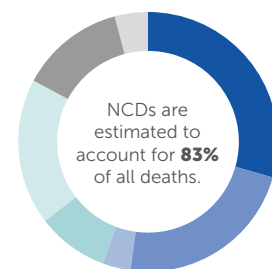
2016 TOTAL POPULATION: 285 000  
2016 TOTAL DEATHS: 3 200

## RISK OF PREMATURE DEATH DUE TO NCDs (%)



## PROPORTIONAL MORTALITY

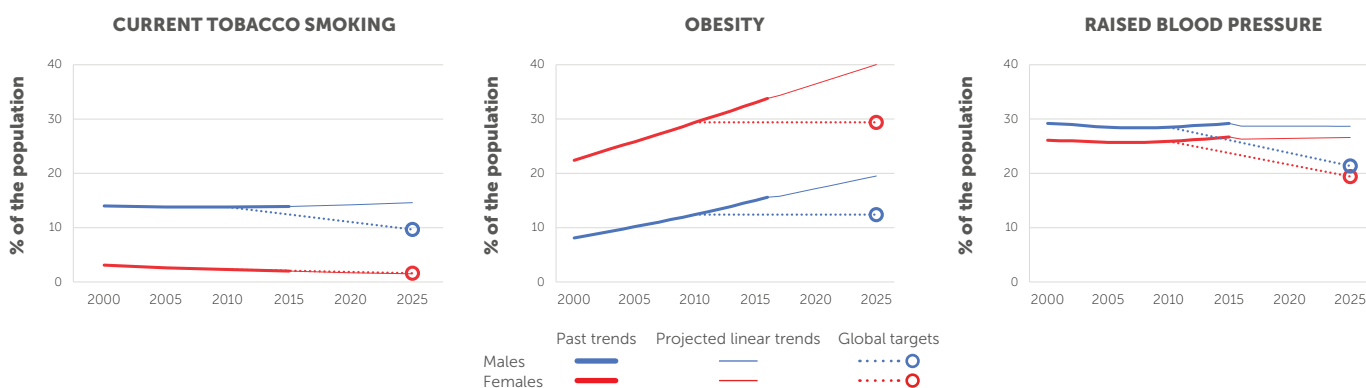
- ▶ 29% Cardiovascular diseases
- ▶ 23% Cancers
- ▶ 4% Chronic respiratory diseases
- ▶ 9% Diabetes
- ▶ 18% Other NCDs
- ▶ 13% Communicable, maternal, perinatal and nutritional conditions
- ▶ 4% Injuries



## 300 LIVES CAN BE SAVED BY 2025 BY IMPLEMENTING ALL OF THE WHO "BEST BUYS"

MORTALITY		NATIONAL TARGET SET		DATA YEAR	MALES	FEMALES	TOTAL
📊	Premature mortality from NCDs	✓	Total NCD deaths	2016	1 300	1 300	2 700
			Risk of premature death between 30-70 years (%)	2016	20	13	16
👤	Suicide mortality	-	Suicide mortality rate (per 100 000 population)	2016	-	-	1
RISK FACTORS							
🍷	Harmful use of alcohol	✓	Total alcohol per capita consumption, adults aged 15+ (litres of pure alcohol)	2016	17	3	10
🚶	Physical inactivity	✓	Physical inactivity, adults aged 18+ (%)	2016	30	57	44
🧂	Salt/Sodium intake	✓	Mean population salt intake, adults aged 20+ (g/day)	2010	9	8	9
🚬	Tobacco use	✓	Current tobacco smoking, adults aged 15+ (%)	2016	14	2	8
🩺	Raised blood pressure	✓	Raised blood pressure, adults aged 18+ (%)	2015	29	27	28
👤	Diabetes	✓	Raised blood glucose, adults aged 18+ (%)	2014	12	16	14
👤	Obesity	✓	Obesity, adults aged 18+ (%)	2016	16	34	25
			Obesity, adolescents aged 10-19 (%)	2016	11	11	11
🏠	Ambient air pollution	-	Exceedance of WHO guidelines level for annual PM2.5 concentration (by a multiple of)	2016	-	-	2
🏠	Household air pollution	-	Population with primary reliance on polluting fuels and technologies (%)	2016	-	-	<5

## SELECTED ADULT RISK FACTOR TRENDS



## NATIONAL SYSTEMS RESPONSE

👤	Drug therapy to prevent heart attacks and strokes	✓	Proportion of population at high risk for CVD or with existing CVD (%)	-	...
			Proportion of high risk persons receiving any drug therapy and counselling to prevent heart attacks and strokes (%)	-	...
			Proportion of primary health care centres reported as offering CVD risk stratification	2017	Less than 25%
			Reported having CVD guidelines that are utilized in at least 50% of health facilities	2017	Yes
📦	Essential NCD medicines and basic technologies to treat major NCDs	✓	Number of essential NCD medicines reported as "generally available"	2017	10 out of 10
			Number of essential NCD technologies reported as "generally available"	2017	6 out of 6

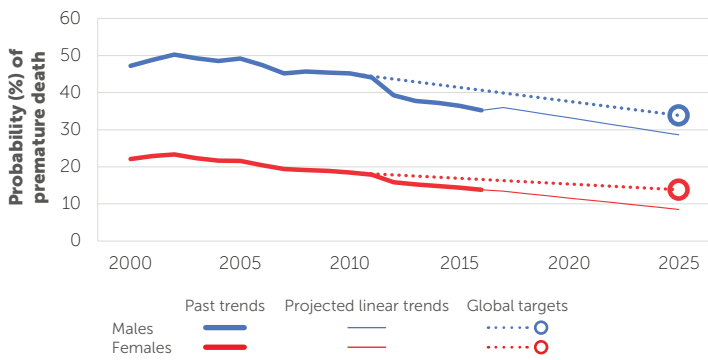
... = no data available

World Health Organization - Noncommunicable Diseases (NCD) Country Profiles, 2018.

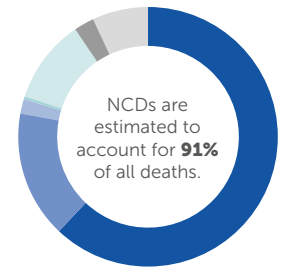
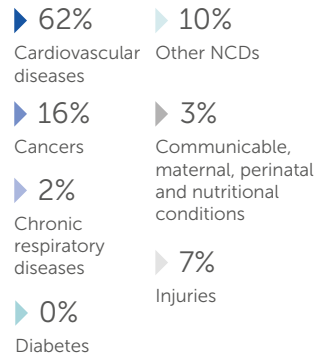
# BELARUS

2016 TOTAL POPULATION: 9 480 000  
2016 TOTAL DEATHS: 119 000

## RISK OF PREMATURE DEATH DUE TO NCDs (%)\*



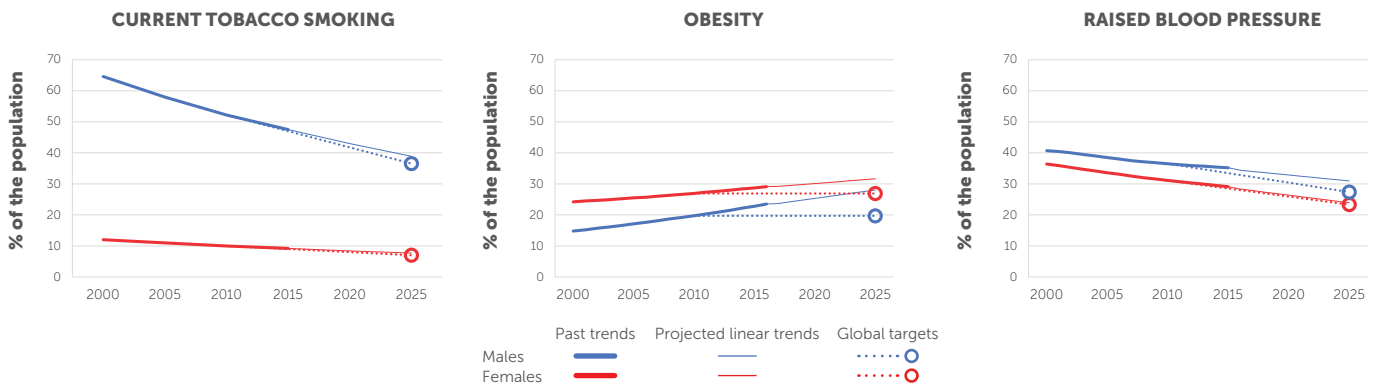
## PROPORTIONAL MORTALITY\*



**33 200 LIVES CAN BE SAVED BY 2025 BY IMPLEMENTING ALL OF THE WHO "BEST BUYS"**

MORTALITY*		NATIONAL TARGET SET		DATA YEAR	MALES	FEMALES	TOTAL
Premature mortality from NCDs	X	Total NCD deaths		2016	51 200	56 300	107 500
		Risk of premature death between 30-70 years (%)		2016	35	14	24
Suicide mortality	-	Suicide mortality rate (per 100 000 population)		2016	-	-	26
RISK FACTORS							
Harmful use of alcohol	✓	Total alcohol per capita consumption, adults aged 15+ (litres of pure alcohol)		2016	18	5	11
Physical inactivity	✓	Physical inactivity, adults aged 18+ (%)		2016	14	16	15
Salt/Sodium intake	✓	Mean population salt intake, adults aged 20+ (g/day)		2010	12	11	11
Tobacco use	✓	Current tobacco smoking, adults aged 15+ (%)		2016	47	9	26
Raised blood pressure	X	Raised blood pressure, adults aged 18+ (%)		2015	35	29	32
Diabetes	X	Raised blood glucose, adults aged 18+ (%)		2014	9	10	10
Obesity	X	Obesity, adults aged 18+ (%)		2016	24	29	27
		Obesity, adolescents aged 10-19 (%)		2016	9	4	6
Ambient air pollution	-	Exceedance of WHO guidelines level for annual PM2.5 concentration (by a multiple of)		2016	-	-	2
Household air pollution	-	Population with primary reliance on polluting fuels and technologies (%)		2016	-	-	<5

## SELECTED ADULT RISK FACTOR TRENDS



## NATIONAL SYSTEMS RESPONSE

Drug therapy to prevent heart attacks and strokes	X	Proportion of population at high risk for CVD or with existing CVD (%)		2016	13
		Proportion of high risk persons receiving any drug therapy and counselling to prevent heart attacks and strokes (%)		2016	59
		Proportion of primary health care centres reported as offering CVD risk stratification		2017	More than 50%
		Reported having CVD guidelines that are utilized in at least 50% of health facilities		2017	Yes
Essential NCD medicines and basic technologies to treat major NCDs	X	Number of essential NCD medicines reported as "generally available"		2017	10 out of 10
		Number of essential NCD technologies reported as "generally available"		2017	6 out of 6

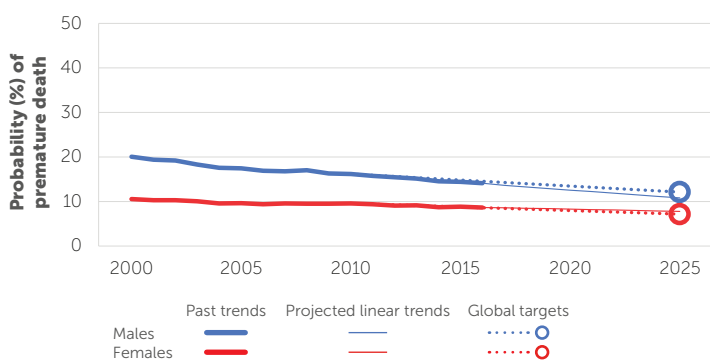
\* The mortality estimates for this country have a high degree of uncertainty because they are not based on any national NCD mortality data (see Explanatory Notes)

# BELGIUM

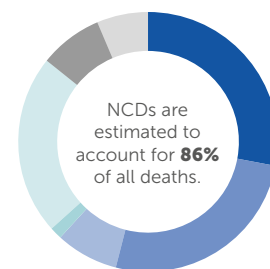
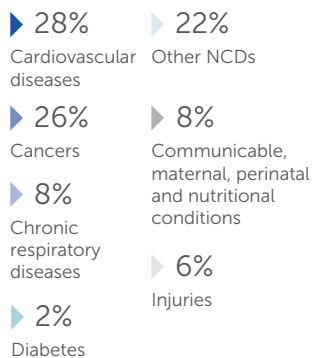
2016 TOTAL POPULATION: 11 358 000

2016 TOTAL DEATHS: 111 000

## RISK OF PREMATURE DEATH DUE TO NCDs (%)



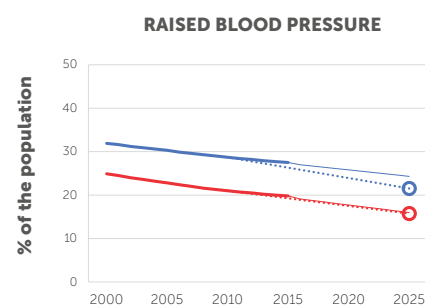
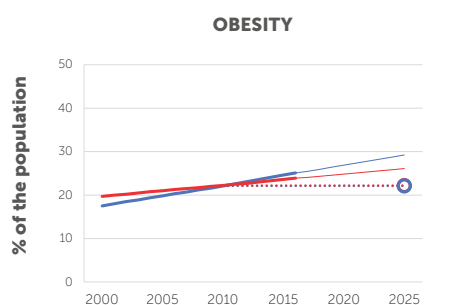
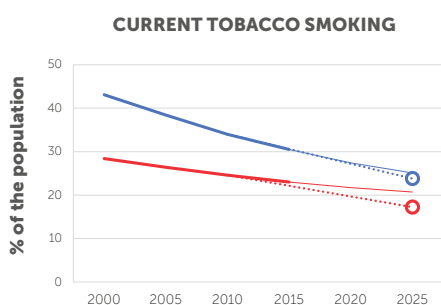
## PROPORTIONAL MORTALITY



**43 200 LIVES CAN BE SAVED BY 2025 BY IMPLEMENTING ALL OF THE WHO "BEST BUYS"**

		NATIONAL TARGET SET		DATA YEAR	MALES	FEMALES	TOTAL
<b>MORTALITY</b>							
	<b>Premature mortality from NCDs</b>	X	Total NCD deaths	2016	46 200	48 700	94 900
			Risk of premature death between 30-70 years (%)	2016	14	9	11
	<b>Suicide mortality</b>	-	Suicide mortality rate (per 100 000 population)	2016	-	-	21
<b>RISK FACTORS</b>							
	<b>Harmful use of alcohol</b>	X	Total alcohol per capita consumption, adults aged 15+ (litres of pure alcohol)	2016	19	5	12
	<b>Physical inactivity</b>	X	Physical inactivity, adults aged 18+ (%)	2016	33	44	39
	<b>Salt/Sodium intake</b>	X	Mean population salt intake, adults aged 20+ (g/day)	2010	9	8	9
	<b>Tobacco use</b>	X	Current tobacco smoking, adults aged 15+ (%)	2016	30	23	26
	<b>Raised blood pressure</b>	X	Raised blood pressure, adults aged 18+ (%)	2015	28	20	24
	<b>Diabetes</b>	X	Raised blood glucose, adults aged 18+ (%)	2014	8	5	6
	<b>Obesity</b>	X	Obesity, adults aged 18+ (%)	2016	25	24	25
			Obesity, adolescents aged 10-19 (%)	2016	7	5	6
	<b>Ambient air pollution</b>	-	Exceedance of WHO guidelines level for annual PM2.5 concentration (by a multiple of)	2016	-	-	1
	<b>Household air pollution</b>	-	Population with primary reliance on polluting fuels and technologies (%)	2016	-	-	<5

## SELECTED ADULT RISK FACTOR TRENDS



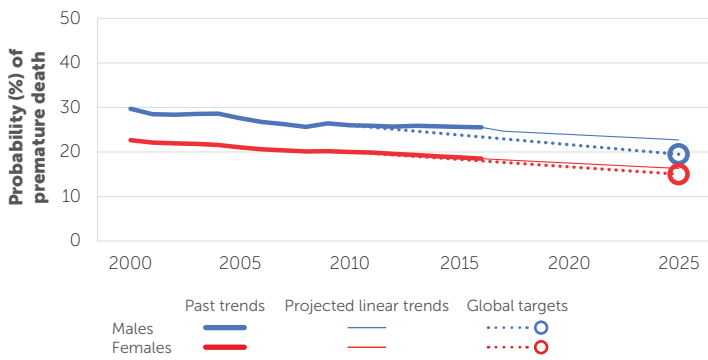
## NATIONAL SYSTEMS RESPONSE

	<b>Drug therapy to prevent heart attacks and strokes</b>	X	Proportion of population at high risk for CVD or with existing CVD (%)	-	...
			Proportion of high risk persons receiving any drug therapy and counselling to prevent heart attacks and strokes (%)	-	...
			Proportion of primary health care centres reported as offering CVD risk stratification	2017	More than 50%
			Reported having CVD guidelines that are utilized in at least 50% of health facilities	2017	Don't know
	<b>Essential NCD medicines and basic technologies to treat major NCDs</b>	X	Number of essential NCD medicines reported as "generally available"	2017	10 out of 10
			Number of essential NCD technologies reported as "generally available"	2017	5 out of 6

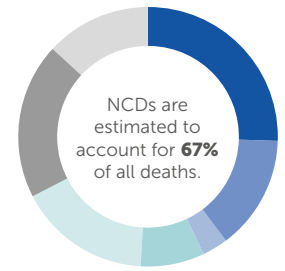
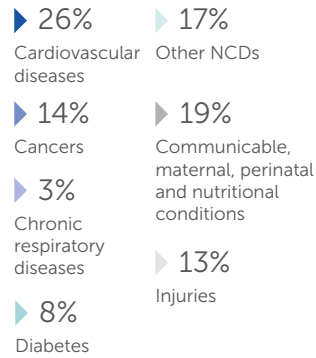
... = no data available

World Health Organization - Noncommunicable Diseases (NCD) Country Profiles, 2018.

## RISK OF PREMATURE DEATH DUE TO NCDs (%)\*



## PROPORTIONAL MORTALITY\*



## 200 LIVES CAN BE SAVED BY 2025 BY IMPLEMENTING ALL OF THE WHO "BEST BUYS"

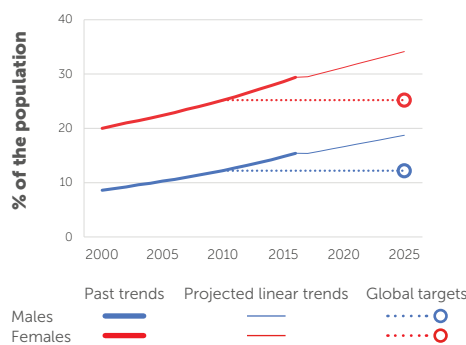
MORTALITY*		NATIONAL TARGET SET		DATA YEAR	MALES	FEMALES	TOTAL
📊	Premature mortality from NCDs	✓	Total NCD deaths	2016	760	600	1 400
			Risk of premature death between 30-70 years (%)	2016	26	19	22
👤	Suicide mortality	-	Suicide mortality rate (per 100 000 population)	2016	-	-	5
RISK FACTORS							
🍷	Harmful use of alcohol	✓	Total alcohol per capita consumption, adults aged 15+ (litres of pure alcohol)	2016	11	2	7
🚶	Physical inactivity	✓	Physical inactivity, adults aged 18+ (%)	2016	...	...	...
🧂	Salt/Sodium intake	✗	Mean population salt intake, adults aged 20+ (g/day)	2010	7	6	7
🚬	Tobacco use	✓	Current tobacco smoking, adults aged 15+ (%)	2016	...	...	...
🩺	Raised blood pressure	✓	Raised blood pressure, adults aged 18+ (%)	2015	20	16	18
👤	Diabetes	✓	Raised blood glucose, adults aged 18+ (%)	2014	8	12	10
👤	Obesity	✓	Obesity, adults aged 18+ (%)	2016	15	29	22
			Obesity, adolescents aged 10-19 (%)	2016	11	10	11
🏠	Ambient air pollution	-	Exceedance of WHO guidelines level for annual PM2.5 concentration (by a multiple of)	2016	-	-	2
🏠	Household air pollution	-	Population with primary reliance on polluting fuels and technologies (%)	2016	-	-	15

## SELECTED ADULT RISK FACTOR TRENDS

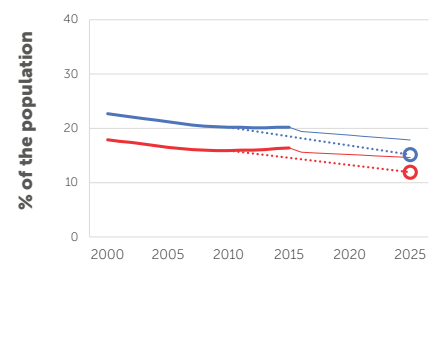
### CURRENT TOBACCO SMOKING

NO DATA AVAILABLE

### OBESITY



### RAISED BLOOD PRESSURE



## NATIONAL SYSTEMS RESPONSE

👤	Drug therapy to prevent heart attacks and strokes	✗	Proportion of population at high risk for CVD or with existing CVD (%)	-	...
			Proportion of high risk persons receiving any drug therapy and counselling to prevent heart attacks and strokes (%)	-	...
			Proportion of primary health care centres reported as offering CVD risk stratification	2017	Don't know
			Reported having CVD guidelines that are utilized in at least 50% of health facilities	2017	No
📦	Essential NCD medicines and basic technologies to treat major NCDs	✓	Number of essential NCD medicines reported as "generally available"	2017	7 out of 10
			Number of essential NCD technologies reported as "generally available"	2017	5 out of 6

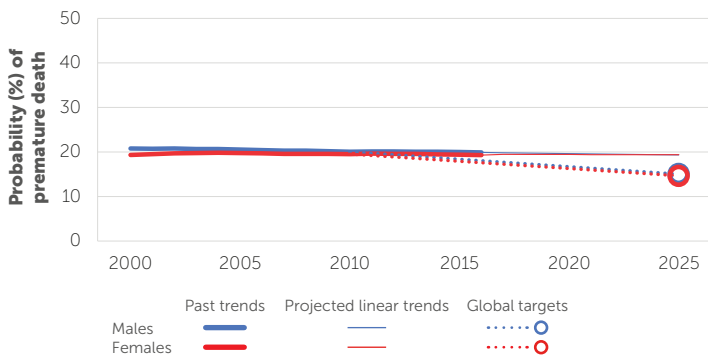
... = no data available

\* The mortality estimates for this country have a high degree of uncertainty because they are not based on any national NCD mortality data (see Explanatory Notes)

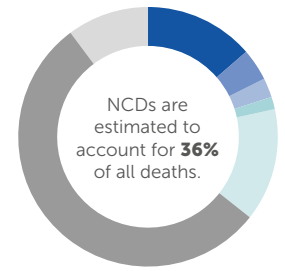
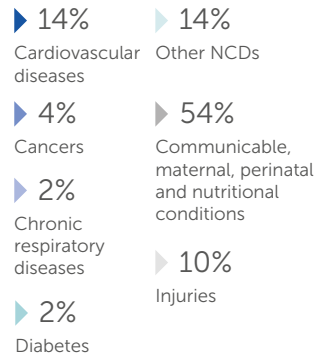
# BENIN

2016 TOTAL POPULATION: 10 872 000  
2016 TOTAL DEATHS: 98 000

## RISK OF PREMATURE DEATH DUE TO NCDs (%)\*



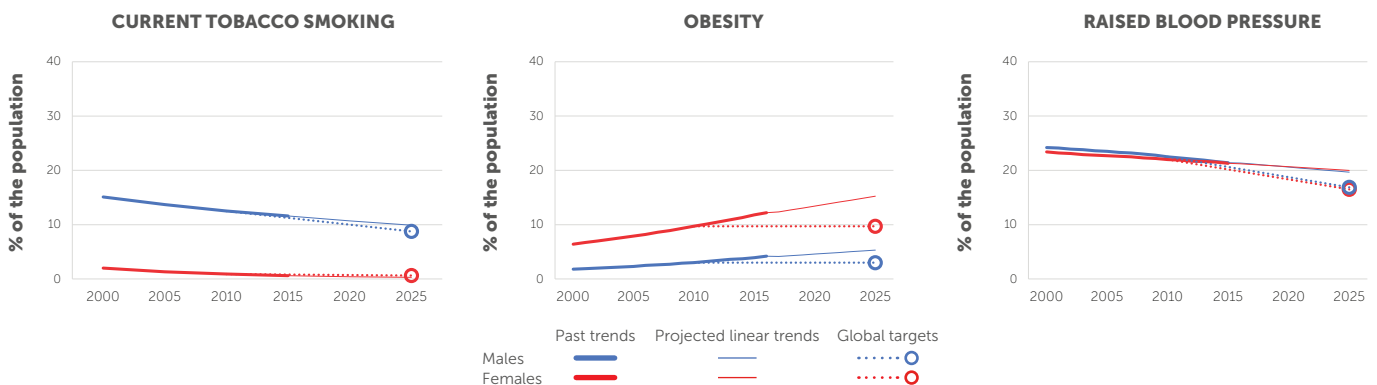
## PROPORTIONAL MORTALITY\*



**6 600 LIVES CAN BE SAVED BY 2025 BY IMPLEMENTING ALL OF THE WHO "BEST BUYS"**

		NATIONAL TARGET SET		DATA YEAR	MALES	FEMALES	TOTAL
<b>MORTALITY*</b>							
	<b>Premature mortality from NCDs</b>	X	Total NCD deaths	2016	16 600	18 500	35 100
			Risk of premature death between 30-70 years (%)	2016	20	19	20
	<b>Suicide mortality</b>	-	Suicide mortality rate (per 100 000 population)	2016	-	-	10
<b>RISK FACTORS</b>							
	<b>Harmful use of alcohol</b>	X	Total alcohol per capita consumption, adults aged 15+ (litres of pure alcohol)	2016	5	1	3
	<b>Physical inactivity</b>	X	Physical inactivity, adults aged 18+ (%)	2016	12	17	15
	<b>Salt/Sodium intake</b>	X	Mean population salt intake, adults aged 20+ (g/day)	2010	8	7	7
	<b>Tobacco use</b>	X	Current tobacco smoking, adults aged 15+ (%)	2016	11	1	6
	<b>Raised blood pressure</b>	X	Raised blood pressure, adults aged 18+ (%)	2015	21	21	21
	<b>Diabetes</b>	X	Raised blood glucose, adults aged 18+ (%)	2014	5	5	5
	<b>Obesity</b>	X	Obesity, adults aged 18+ (%)	2016	4	12	8
			Obesity, adolescents aged 10-19 (%)	2016	1	3	2
	<b>Ambient air pollution</b>	-	Exceedance of WHO guidelines level for annual PM2.5 concentration (by a multiple of)	2016	-	-	3
	<b>Household air pollution</b>	-	Population with primary reliance on polluting fuels and technologies (%)	2016	-	-	94

## SELECTED ADULT RISK FACTOR TRENDS



## NATIONAL SYSTEMS RESPONSE

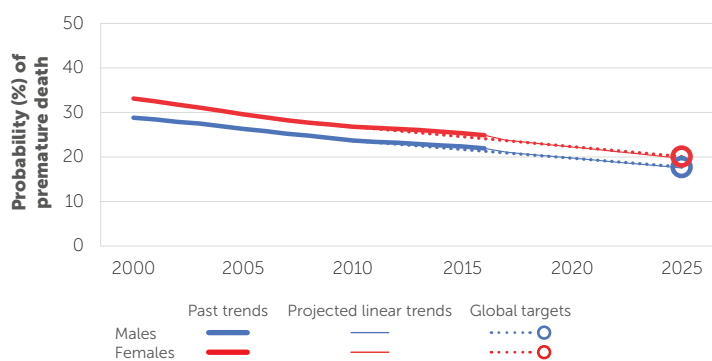
	<b>Drug therapy to prevent heart attacks and strokes</b>	X	Proportion of population at high risk for CVD or with existing CVD (%)	2015	9
			Proportion of high risk persons receiving any drug therapy and counselling to prevent heart attacks and strokes (%)	2015	10
			Proportion of primary health care centres reported as offering CVD risk stratification	2017	Less than 25%
			Reported having CVD guidelines that are utilized in at least 50% of health facilities	2017	No
	<b>Essential NCD medicines and basic technologies to treat major NCDs</b>	X	Number of essential NCD medicines reported as "generally available"	2017	4 out of 10
			Number of essential NCD technologies reported as "generally available"	2017	1 out of 6

\* The mortality estimates for this country have a high degree of uncertainty because they are not based on any national NCD mortality data (see Explanatory Notes)

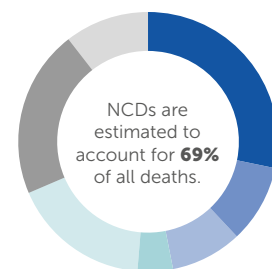
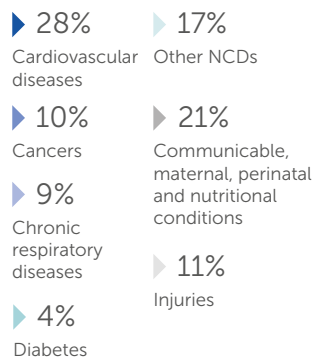
# BHUTAN

2016 TOTAL POPULATION: 798 000  
2016 TOTAL DEATHS: 4 700

## RISK OF PREMATURE DEATH DUE TO NCDs (%)\*



## PROPORTIONAL MORTALITY\*




## 600 LIVES CAN BE SAVED BY 2025 BY IMPLEMENTING ALL OF THE WHO "BEST BUYS"

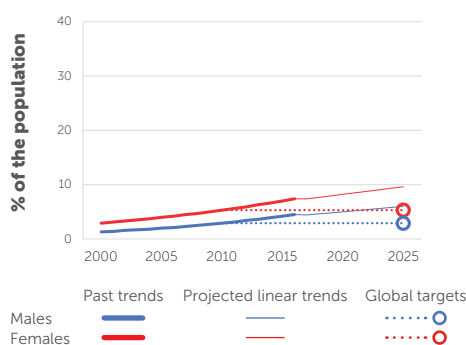
MORTALITY*		NATIONAL TARGET SET		DATA YEAR	MALES	FEMALES	TOTAL
Premature mortality from NCDs	✓	Total NCD deaths	2016	1 700	1 500	3 200	
		Risk of premature death between 30-70 years (%)	2016	22	25	23	
Suicide mortality	-	Suicide mortality rate (per 100 000 population)	2016	-	-	11	
RISK FACTORS							
Harmful use of alcohol	✓	Total alcohol per capita consumption, adults aged 15+ (litres of pure alcohol)	2016	1	0	1	
Physical inactivity	✓	Physical inactivity, adults aged 18+ (%)	2016	16	29	22	
Salt/Sodium intake	✓	Mean population salt intake, adults aged 20+ (g/day)	2010	10	9	9	
Tobacco use	✓	Current tobacco smoking, adults aged 15+ (%)	2016	...	...	...	
Raised blood pressure	✓	Raised blood pressure, adults aged 18+ (%)	2015	25	22	23	
Diabetes	✓	Raised blood glucose, adults aged 18+ (%)	2014	10	9	9	
Obesity	✓	Obesity, adults aged 18+ (%)	2016	5	7	6	
		Obesity, adolescents aged 10-19 (%)	2016	3	2	3	
Ambient air pollution	-	Exceedance of WHO guidelines level for annual PM2.5 concentration (by a multiple of)	2016	-	-	4	
Household air pollution	-	Population with primary reliance on polluting fuels and technologies (%)	2016	-	-	48	

## SELECTED ADULT RISK FACTOR TRENDS

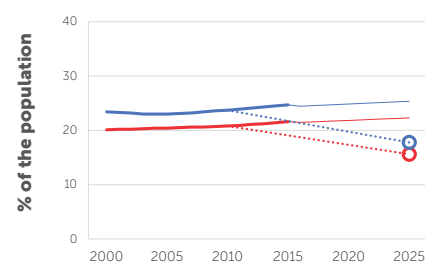
### CURRENT TOBACCO SMOKING



### OBESITY



### RAISED BLOOD PRESSURE



## NATIONAL SYSTEMS RESPONSE

Drug therapy to prevent heart attacks and strokes	✓	Proportion of population at high risk for CVD or with existing CVD (%)	2014	2
		Proportion of high risk persons receiving any drug therapy and counselling to prevent heart attacks and strokes (%)	-	...
		Proportion of primary health care centres reported as offering CVD risk stratification	2017	25% to 50%
		Reported having CVD guidelines that are utilized in at least 50% of health facilities	2017	Yes
Essential NCD medicines and basic technologies to treat major NCDs	✓	Number of essential NCD medicines reported as "generally available"	2017	4 out of 10
		Number of essential NCD technologies reported as "generally available"	2017	5 out of 6

... = no data available

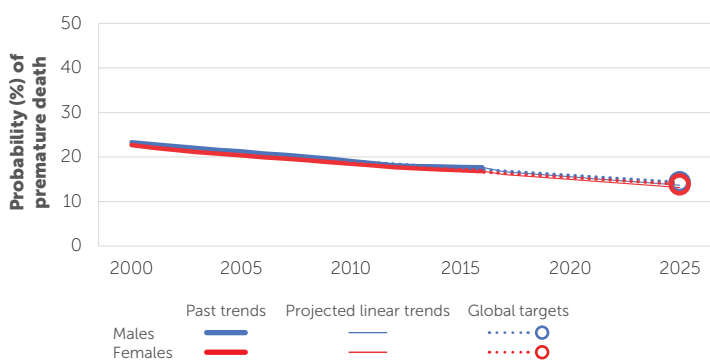
\* The mortality estimates for this country have a high degree of uncertainty because they are not based on any national NCD mortality data (see Explanatory Notes)

World Health Organization - Noncommunicable Diseases (NCD) Country Profiles, 2018.

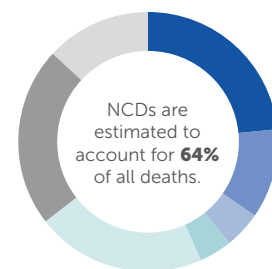
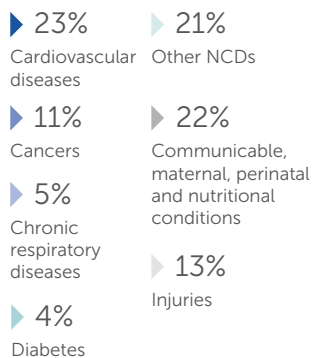
# BOLIVIA (PLURINATIONAL STATE OF)

2016 TOTAL POPULATION: 10 888 000  
2016 TOTAL DEATHS: 71 000

## RISK OF PREMATURE DEATH DUE TO NCDs (%)\*



## PROPORTIONAL MORTALITY\*




**13 800 LIVES CAN BE SAVED BY 2025 BY IMPLEMENTING ALL OF THE WHO "BEST BUYS"**

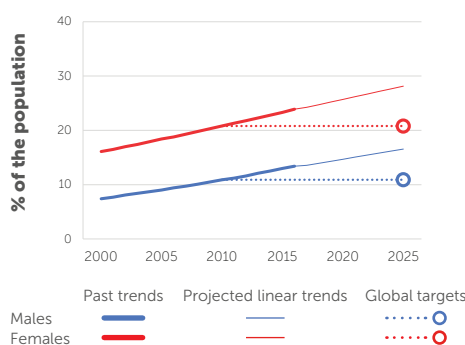
MORTALITY*		NATIONAL TARGET SET		DATA YEAR	MALES	FEMALES	TOTAL
Premature mortality from NCDs	✓	Total NCD deaths	2016	23 500	22 400	45 900	
		Risk of premature death between 30-70 years (%)	2016	18	17	17	
Suicide mortality	-	Suicide mortality rate (per 100 000 population)	2016	-	-	12	
RISK FACTORS							
Harmful use of alcohol	X	Total alcohol per capita consumption, adults aged 15+ (litres of pure alcohol)	2016	8	2	5	
Physical inactivity	X	Physical inactivity, adults aged 18+ (%)	2016	...	...	...	
Salt/Sodium intake	X	Mean population salt intake, adults aged 20+ (g/day)	2010	10	9	9	
Tobacco use	X	Current tobacco smoking, adults aged 15+ (%)	2016	...	...	...	
Raised blood pressure	X	Raised blood pressure, adults aged 18+ (%)	2015	17	14	15	
Diabetes	X	Raised blood glucose, adults aged 18+ (%)	2014	6	8	7	
Obesity	X	Obesity, adults aged 18+ (%)	2016	13	24	19	
		Obesity, adolescents aged 10-19 (%)	2016	8	7	8	
Ambient air pollution	-	Exceedance of WHO guidelines level for annual PM2.5 concentration (by a multiple of)	2016	-	-	2	
Household air pollution	-	Population with primary reliance on polluting fuels and technologies (%)	2016	-	-	20	

## SELECTED ADULT RISK FACTOR TRENDS

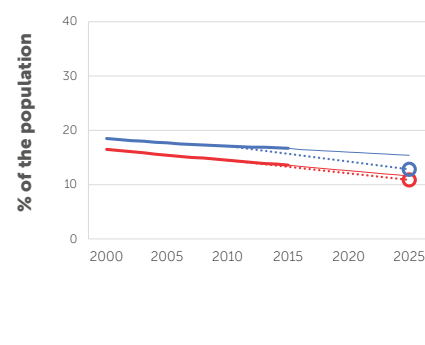
### CURRENT TOBACCO SMOKING



### OBESITY



### RAISED BLOOD PRESSURE



## NATIONAL SYSTEMS RESPONSE

Drug therapy to prevent heart attacks and strokes	X	Proportion of population at high risk for CVD or with existing CVD (%)	-	...
		Proportion of high risk persons receiving any drug therapy and counselling to prevent heart attacks and strokes (%)	-	...
		Proportion of primary health care centres reported as offering CVD risk stratification	2017	Less than 25%
		Reported having CVD guidelines that are utilized in at least 50% of health facilities	2017	No
Essential NCD medicines and basic technologies to treat major NCDs	X	Number of essential NCD medicines reported as "generally available"	2017	0 out of 10
		Number of essential NCD technologies reported as "generally available"	2017	4 out of 6

... = no data available

\* The mortality estimates for this country have a high degree of uncertainty because they are not based on any national NCD mortality data (see Explanatory Notes)

World Health Organization - Noncommunicable Diseases (NCD) Country Profiles, 2018.

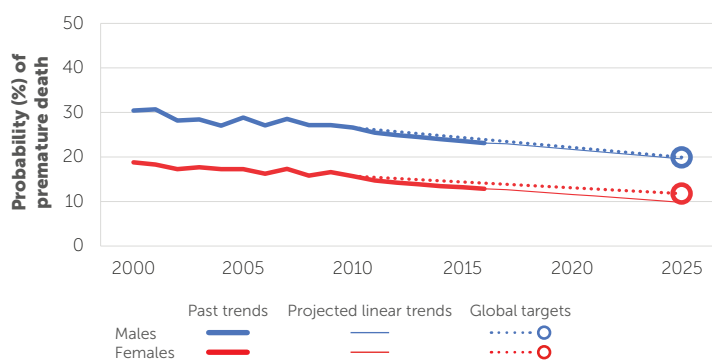


# BOSNIA AND HERZEGOVINA

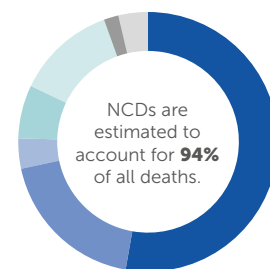
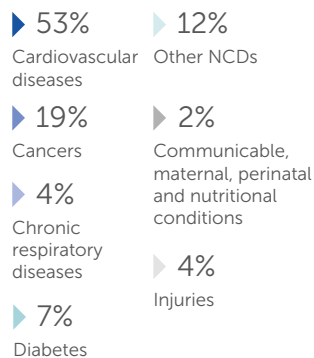
2016 TOTAL POPULATION: 3 517 000

2016 TOTAL DEATHS: 38 000

## RISK OF PREMATURE DEATH DUE TO NCDs (%)\*



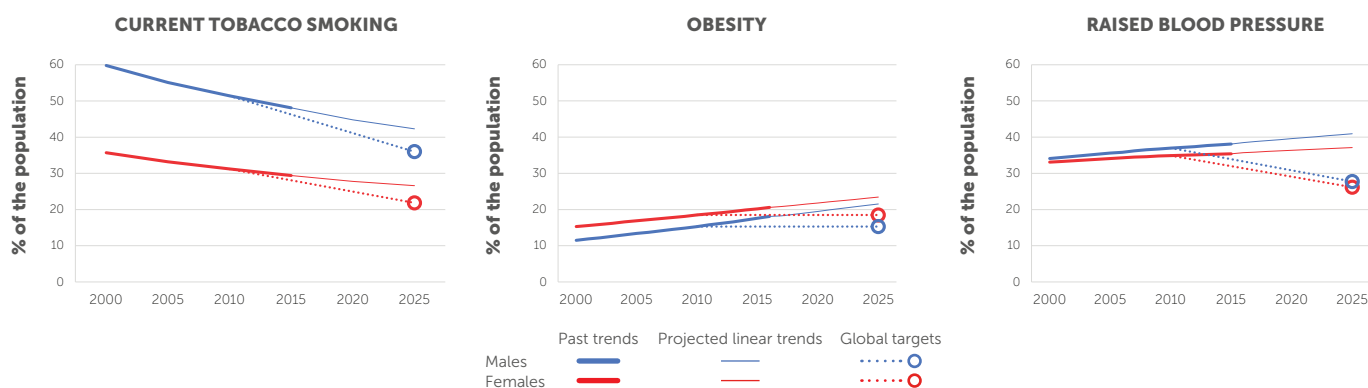
## PROPORTIONAL MORTALITY\*



**2 500 LIVES CAN BE SAVED BY 2025 BY IMPLEMENTING ALL OF THE WHO "BEST BUYS"**

MORTALITY*		NATIONAL TARGET SET†	DATA YEAR	MALES	FEMALES	TOTAL
Premature mortality from NCDs	Total NCD deaths	-	2016	17 800	18 600	36 300
	Risk of premature death between 30-70 years (%)	-	2016	23	13	18
Suicide mortality	Suicide mortality rate (per 100 000 population)	-	2016	-	-	9
RISK FACTORS						
Harmful use of alcohol	Total alcohol per capita consumption, adults aged 15+ (litres of pure alcohol)	-	2016	11	2	6
Physical inactivity	Physical inactivity, adults aged 18+ (%)	-	2016	23	29	26
Salt/Sodium intake	Mean population salt intake, adults aged 20+ (g/day)	-	2010	9	8	9
Tobacco use	Current tobacco smoking, adults aged 15+ (%)	-	2016	47	29	38
Raised blood pressure	Raised blood pressure, adults aged 18+ (%)	-	2015	38	35	37
Diabetes	Raised blood glucose, adults aged 18+ (%)	-	2014	10	9	9
Obesity	Obesity, adults aged 18+ (%)	-	2016	18	21	19
	Obesity, adolescents aged 10-19 (%)	-	2016	5	4	5
Ambient air pollution	Exceedance of WHO guidelines level for annual PM2.5 concentration (by a multiple of)	-	2016	-	-	3
Household air pollution	Population with primary reliance on polluting fuels and technologies (%)	-	2016	-	-	37

## SELECTED ADULT RISK FACTOR TRENDS



## NATIONAL SYSTEMS RESPONSE

Drug therapy to prevent heart attacks and strokes	Proportion of population at high risk for CVD or with existing CVD (%)	-	...
	Proportion of high risk persons receiving any drug therapy and counselling to prevent heart attacks and strokes (%)	-	...
	Proportion of primary health care centres reported as offering CVD risk stratification	2017	More than 50%
	Reported having CVD guidelines that are utilized in at least 50% of health facilities	2017	Yes
Essential NCD medicines and basic technologies to treat major NCDs	Number of essential NCD medicines reported as "generally available"	2017	10 out of 10
	Number of essential NCD technologies reported as "generally available"	2017	6 out of 6

... = no data available

\* The mortality estimates for this country have a high degree of uncertainty because they are not based on any national NCD mortality data (see Explanatory Notes)

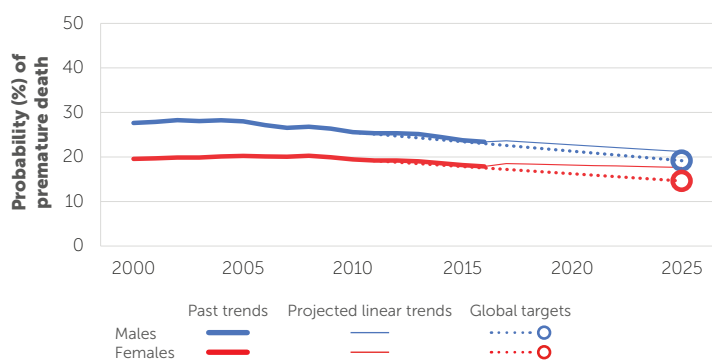
† See Explanatory Notes

World Health Organization - Noncommunicable Diseases (NCD) Country Profiles, 2018.

# BOTSWANA

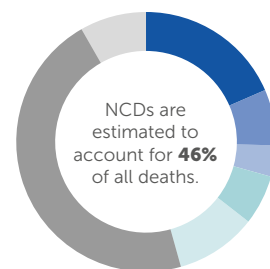
2016 TOTAL POPULATION: 2 250 000  
2016 TOTAL DEATHS: 16 000

## RISK OF PREMATURE DEATH DUE TO NCDs (%)\*



## PROPORTIONAL MORTALITY\*

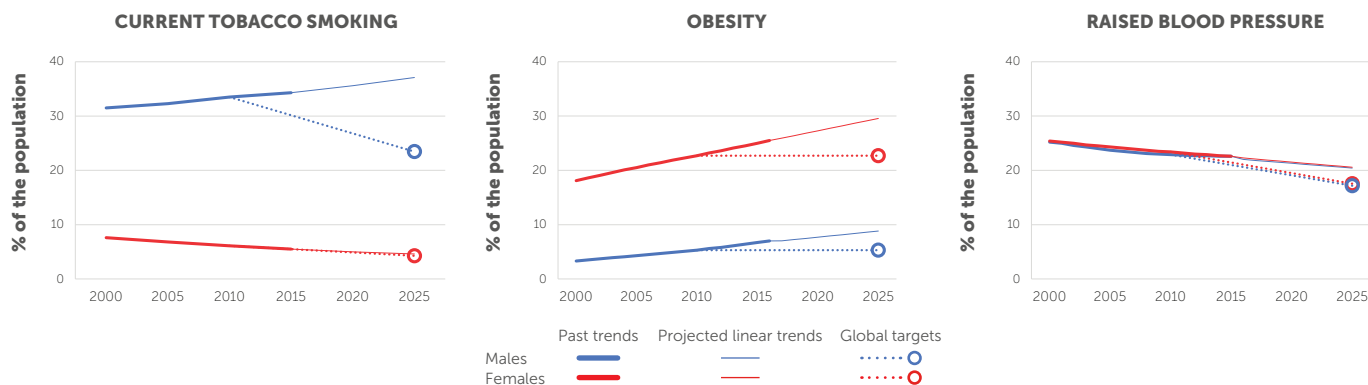
- ▶ 18% Cardiovascular diseases
- ▶ 7% Cancers
- ▶ 4% Chronic respiratory diseases
- ▶ 6% Diabetes
- ▶ 10% Other NCDs
- ▶ 46% Communicable, maternal, perinatal and nutritional conditions
- ▶ 8% Injuries



**3 100 LIVES CAN BE SAVED BY 2025 BY IMPLEMENTING ALL OF THE WHO "BEST BUYS"**

		NATIONAL TARGET SET		DATA YEAR	MALES	FEMALES	TOTAL
<b>MORTALITY*</b>							
	<b>Premature mortality from NCDs</b>	X	Total NCD deaths	2016	3 400	3 800	7 200
			Risk of premature death between 30-70 years (%)	2016	23	18	20
	<b>Suicide mortality</b>	-	Suicide mortality rate (per 100 000 population)	2016	-	-	9
<b>RISK FACTORS</b>							
	<b>Harmful use of alcohol</b>	X	Total alcohol per capita consumption, adults aged 15+ (litres of pure alcohol)	2016	14	2	8
	<b>Physical inactivity</b>	X	Physical inactivity, adults aged 18+ (%)	2016	16	25	20
	<b>Salt/Sodium intake</b>	X	Mean population salt intake, adults aged 20+ (g/day)	2010	7	6	6
	<b>Tobacco use</b>	X	Current tobacco smoking, adults aged 15+ (%)	2016	35	5	20
	<b>Raised blood pressure</b>	X	Raised blood pressure, adults aged 18+ (%)	2015	23	23	23
	<b>Diabetes</b>	X	Raised blood glucose, adults aged 18+ (%)	2014	5	7	6
	<b>Obesity</b>	X	Obesity, adults aged 18+ (%)	2016	7	26	16
			Obesity, adolescents aged 10-19 (%)	2016	3	8	5
	<b>Ambient air pollution</b>	-	Exceedance of WHO guidelines level for annual PM2.5 concentration (by a multiple of)	2016	-	-	2
	<b>Household air pollution</b>	-	Population with primary reliance on polluting fuels and technologies (%)	2016	-	-	36

## SELECTED ADULT RISK FACTOR TRENDS



## NATIONAL SYSTEMS RESPONSE

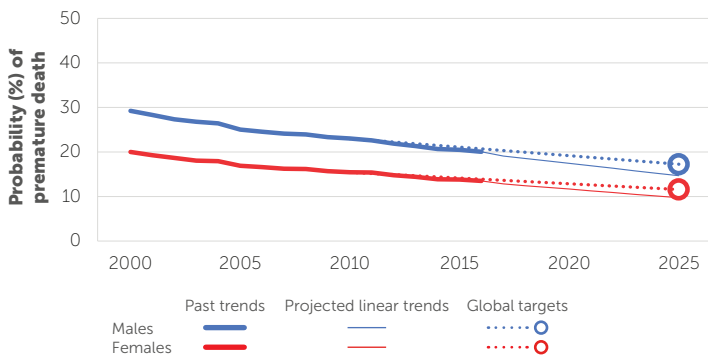
	<b>Drug therapy to prevent heart attacks and strokes</b>	X	Proportion of population at high risk for CVD or with existing CVD (%)	2014	10
			Proportion of high risk persons receiving any drug therapy and counselling to prevent heart attacks and strokes (%)	2014	27
			Proportion of primary health care centres reported as offering CVD risk stratification	2017	Don't know
			Reported having CVD guidelines that are utilized in at least 50% of health facilities	2017	Don't know
	<b>Essential NCD medicines and basic technologies to treat major NCDs</b>	X	Number of essential NCD medicines reported as "generally available"	2017	8 out of 10
			Number of essential NCD technologies reported as "generally available"	2017	5 out of 6

\* The mortality estimates for this country have a high degree of uncertainty because they are not based on any national NCD mortality data (see Explanatory Notes)

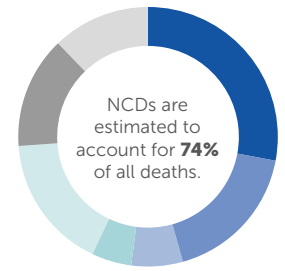
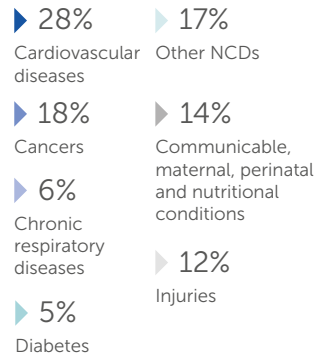
# BRAZIL

2016 TOTAL POPULATION: 207 700 000  
2016 TOTAL DEATHS: 1 320 000

## RISK OF PREMATURE DEATH DUE TO NCDs (%)



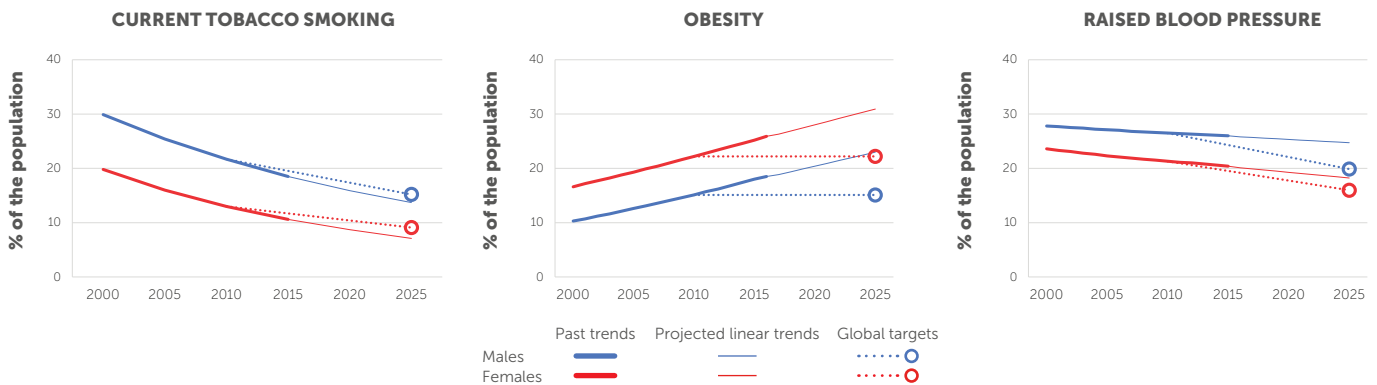
## PROPORTIONAL MORTALITY



**188 000 LIVES CAN BE SAVED BY 2025 BY IMPLEMENTING ALL OF THE WHO "BEST BUYS"**

		NATIONAL TARGET SET		DATA YEAR	MALES	FEMALES	TOTAL
<b>MORTALITY</b>							
	<b>Premature mortality from NCDs</b>	✓	Total NCD deaths	2016	516 800	458 500	975 400
			Risk of premature death between 30-70 years (%)	2016	20	13	17
	<b>Suicide mortality</b>	-	Suicide mortality rate (per 100 000 population)	2016	-	-	6
<b>RISK FACTORS</b>							
	<b>Harmful use of alcohol</b>	✓	Total alcohol per capita consumption, adults aged 15+ (litres of pure alcohol)	2016	13	2	8
	<b>Physical inactivity</b>	✓	Physical inactivity, adults aged 18+ (%)	2016	40	53	47
	<b>Salt/Sodium intake</b>	✓	Mean population salt intake, adults aged 20+ (g/day)	2010	11	10	10
	<b>Tobacco use</b>	✓	Current tobacco smoking, adults aged 15+ (%)	2016	18	10	14
	<b>Raised blood pressure</b>	X	Raised blood pressure, adults aged 18+ (%)	2015	26	20	23
	<b>Diabetes</b>	X	Raised blood glucose, adults aged 18+ (%)	2014	7	9	8
	<b>Obesity</b>	✓	Obesity, adults aged 18+ (%)	2016	19	26	22
			Obesity, adolescents aged 10-19 (%)	2016	10	8	9
	<b>Ambient air pollution</b>	-	Exceedance of WHO guidelines level for annual PM2.5 concentration (by a multiple of)	2016	-	-	1
	<b>Household air pollution</b>	-	Population with primary reliance on polluting fuels and technologies (%)	2016	-	-	<5

## SELECTED ADULT RISK FACTOR TRENDS



## NATIONAL SYSTEMS RESPONSE

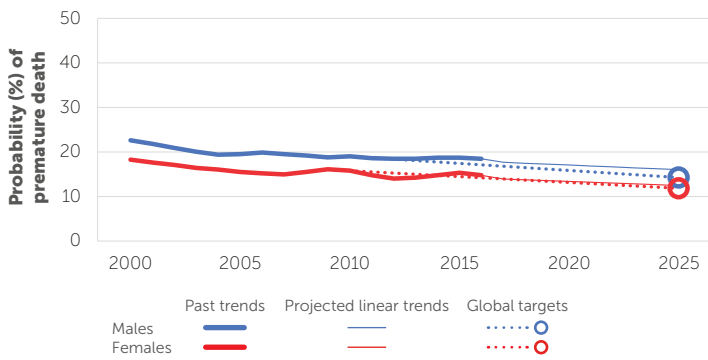
	<b>Drug therapy to prevent heart attacks and strokes</b>	X	Proportion of population at high risk for CVD or with existing CVD (%)	-	...
			Proportion of high risk persons receiving any drug therapy and counselling to prevent heart attacks and strokes (%)	-	...
			Proportion of primary health care centres reported as offering CVD risk stratification	2017	Less than 25%
			Reported having CVD guidelines that are utilized in at least 50% of health facilities	2017	Yes
	<b>Essential NCD medicines and basic technologies to treat major NCDs</b>	X	Number of essential NCD medicines reported as "generally available"	2017	10 out of 10
			Number of essential NCD technologies reported as "generally available"	2017	5 out of 6

... = no data available

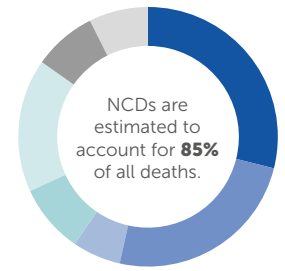
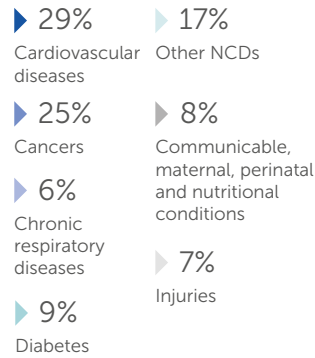
# BRUNEI DARUSSALAM

2016 TOTAL POPULATION: 423 000  
2016 TOTAL DEATHS: 1 600

## RISK OF PREMATURE DEATH DUE TO NCDs (%)\*



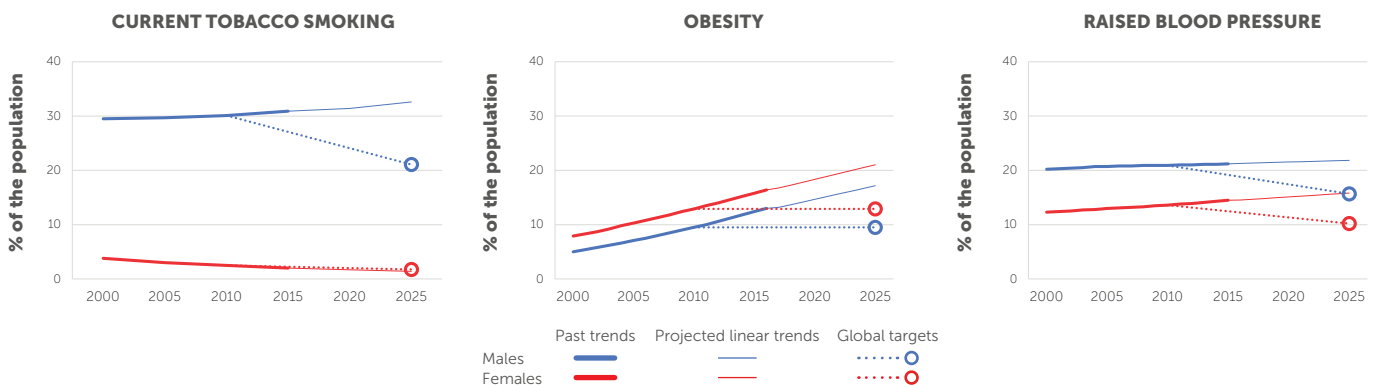
## PROPORTIONAL MORTALITY\*



26 000 LIVES CAN BE SAVED BY 2025 BY IMPLEMENTING ALL OF THE WHO "BEST BUYS"

MORTALITY*		NATIONAL TARGET SET		DATA YEAR	MALES	FEMALES	TOTAL
📊	Premature mortality from NCDs	✓	Total NCD deaths	2016	720	660	1 400
			Risk of premature death between 30-70 years (%)	2016	18	15	17
👤	Suicide mortality	-	Suicide mortality rate (per 100 000 population)	2016	-	-	5
RISK FACTORS							
🍷	Harmful use of alcohol	✗	Total alcohol per capita consumption, adults aged 15+ (litres of pure alcohol)	2016	1	0	0
🚶	Physical inactivity	✓	Physical inactivity, adults aged 18+ (%)	2016	20	33	26
🧂	Salt/Sodium intake	✓	Mean population salt intake, adults aged 20+ (g/day)	2010	12	11	11
🚬	Tobacco use	✓	Current tobacco smoking, adults aged 15+ (%)	2016	31	2	17
🩺	Raised blood pressure	✓	Raised blood pressure, adults aged 18+ (%)	2015	21	15	18
👤	Diabetes	✓	Raised blood glucose, adults aged 18+ (%)	2014	9	9	9
👤	Obesity	✓	Obesity, adults aged 18+ (%)	2016	13	16	15
			Obesity, adolescents aged 10-19 (%)	2016	16	9	12
🏠	Ambient air pollution	-	Exceedance of WHO guidelines level for annual PM2.5 concentration (by a multiple of) <sup>o</sup>	2016	-	-	-
🏠	Household air pollution	-	Population with primary reliance on polluting fuels and technologies (%)	2016	-	-	<5

## SELECTED ADULT RISK FACTOR TRENDS



## NATIONAL SYSTEMS RESPONSE

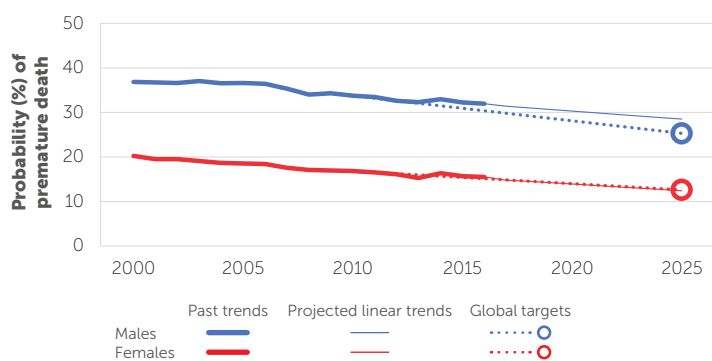
👤	Drug therapy to prevent heart attacks and strokes	✓	Proportion of population at high risk for CVD or with existing CVD (%)	2015	9
			Proportion of high risk persons receiving any drug therapy and counselling to prevent heart attacks and strokes (%)	2015	48
			Proportion of primary health care centres reported as offering CVD risk stratification	2017	More than 50%
			Reported having CVD guidelines that are utilized in at least 50% of health facilities	2017	Yes
📦	Essential NCD medicines and basic technologies to treat major NCDs	✓	Number of essential NCD medicines reported as "generally available"	2017	10 out of 10
			Number of essential NCD technologies reported as "generally available"	2017	6 out of 6

\* The mortality estimates for this country have a high degree of uncertainty because they are not based on any national NCD mortality data (see Explanatory Notes)  
<sup>o</sup> not exceeding

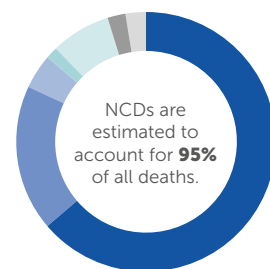
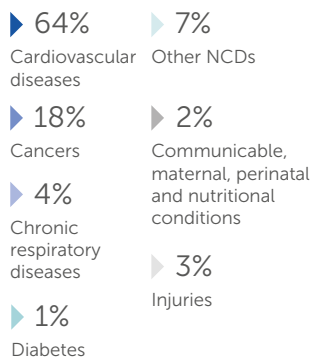
# BULGARIA

2016 TOTAL POPULATION: 7 131 000  
2016 TOTAL DEATHS: 106 000

## RISK OF PREMATURE DEATH DUE TO NCDs (%)



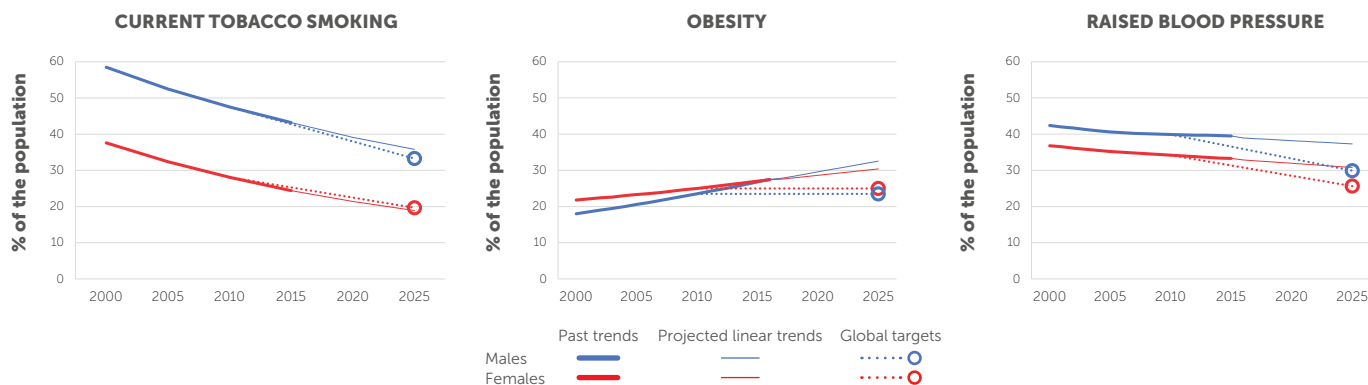
## PROPORTIONAL MORTALITY



**13 400 LIVES CAN BE SAVED BY 2025 BY IMPLEMENTING ALL OF THE WHO "BEST BUYS"**

MORTALITY		NATIONAL TARGET SET	DATA YEAR	MALES	FEMALES	TOTAL
Premature mortality from NCDs	✓	Total NCD deaths	2016	51 900	49 400	101 300
		Risk of premature death between 30-70 years (%)	2016	32	16	24
Suicide mortality	-	Suicide mortality rate (per 100 000 population)	2016	-	-	11
RISK FACTORS						
Harmful use of alcohol	✓	Total alcohol per capita consumption, adults aged 15+ (litres of pure alcohol)	2016	21	5	13
Physical inactivity	✓	Physical inactivity, adults aged 18+ (%)	2016	38	44	41
Salt/Sodium intake	✓	Mean population salt intake, adults aged 20+ (g/day)	2010	10	9	9
Tobacco use	✓	Current tobacco smoking, adults aged 15+ (%)	2016	42	24	33
Raised blood pressure	✓	Raised blood pressure, adults aged 18+ (%)	2015	40	33	36
Diabetes	✓	Raised blood glucose, adults aged 18+ (%)	2014	11	10	10
Obesity	✓	Obesity, adults aged 18+ (%)	2016	28	27	27
		Obesity, adolescents aged 10-19 (%)	2016	12	7	9
Ambient air pollution	-	Exceedance of WHO guidelines level for annual PM2.5 concentration (by a multiple of)	2016	-	-	2
Household air pollution	-	Population with primary reliance on polluting fuels and technologies (%)	2016	-	-	11

## SELECTED ADULT RISK FACTOR TRENDS



## NATIONAL SYSTEMS RESPONSE

Drug therapy to prevent heart attacks and strokes	✗	Proportion of population at high risk for CVD or with existing CVD (%)	-	...
		Proportion of high risk persons receiving any drug therapy and counselling to prevent heart attacks and strokes (%)	-	...
		Proportion of primary health care centres reported as offering CVD risk stratification	2017	More than 50%
		Reported having CVD guidelines that are utilized in at least 50% of health facilities	2017	Yes
Essential NCD medicines and basic technologies to treat major NCDs	✗	Number of essential NCD medicines reported as "generally available"	2017	10 out of 10
		Number of essential NCD technologies reported as "generally available"	2017	6 out of 6

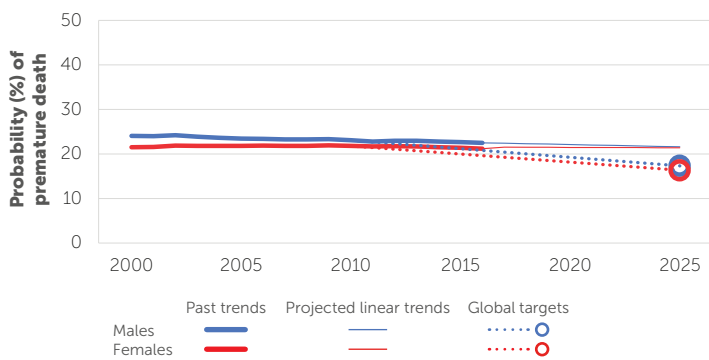
... = no data available

World Health Organization - Noncommunicable Diseases (NCD) Country Profiles, 2018.

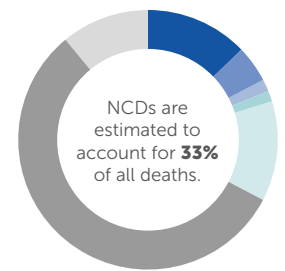
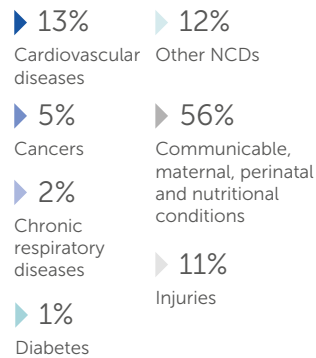
# BURKINA FASO

2016 TOTAL POPULATION: 18 646 000  
2016 TOTAL DEATHS: 159 000

## RISK OF PREMATURE DEATH DUE TO NCDs (%)\*



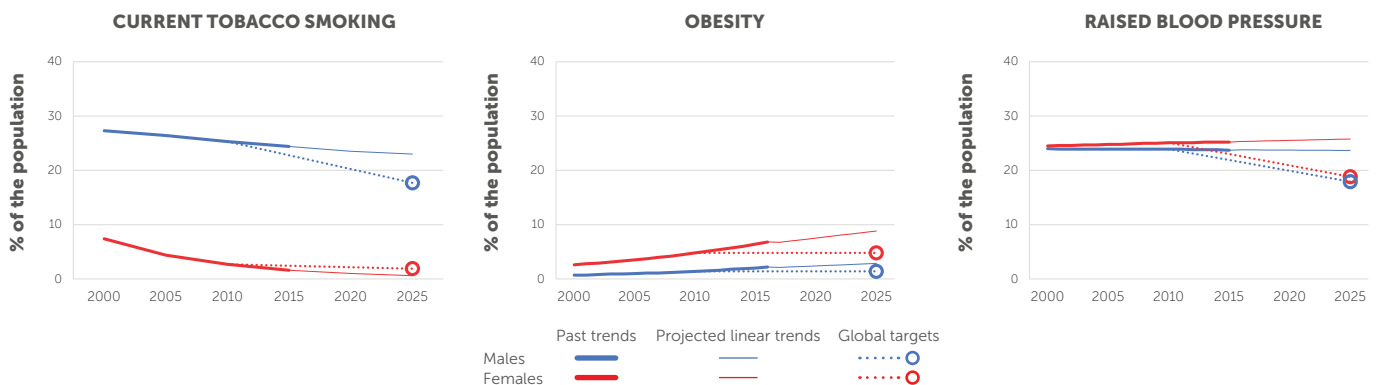
## PROPORTIONAL MORTALITY\*



9 700 LIVES CAN BE SAVED BY 2025 BY IMPLEMENTING ALL OF THE WHO "BEST BUYS"

		NATIONAL TARGET SET		DATA YEAR	MALES	FEMALES	TOTAL
<b>MORTALITY*</b>							
	<b>Premature mortality from NCDs</b>	✓	Total NCD deaths	2016	23 000	29 100	52 100
			Risk of premature death between 30-70 years (%)	2016	22	21	22
	<b>Suicide mortality</b>	-	Suicide mortality rate (per 100 000 population)	2016	-	-	8
<b>RISK FACTORS</b>							
	<b>Harmful use of alcohol</b>	✓	Total alcohol per capita consumption, adults aged 15+ (litres of pure alcohol)	2016	14	2	8
	<b>Physical inactivity</b>	✓	Physical inactivity, adults aged 18+ (%)	2016	15	20	18
	<b>Salt/Sodium intake</b>	✗	Mean population salt intake, adults aged 20+ (g/day)	2010	8	7	7
	<b>Tobacco use</b>	✓	Current tobacco smoking, adults aged 15+ (%)	2016	24	1	13
	<b>Raised blood pressure</b>	✓	Raised blood pressure, adults aged 18+ (%)	2015	24	25	25
	<b>Diabetes</b>	✓	Raised blood glucose, adults aged 18+ (%)	2014	5	4	4
	<b>Obesity</b>	✓	Obesity, adults aged 18+ (%)	2016	2	7	5
			Obesity, adolescents aged 10-19 (%)	2016	1	1	1
	<b>Ambient air pollution</b>	-	Exceedance of WHO guidelines level for annual PM2.5 concentration (by a multiple of)	2016	-	-	4
	<b>Household air pollution</b>	-	Population with primary reliance on polluting fuels and technologies (%)	2016	-	-	91

## SELECTED ADULT RISK FACTOR TRENDS



## NATIONAL SYSTEMS RESPONSE

	<b>Drug therapy to prevent heart attacks and strokes</b>	✗	Proportion of population at high risk for CVD or with existing CVD (%)	2013	8
			Proportion of high risk persons receiving any drug therapy and counselling to prevent heart attacks and strokes (%)	-	...
			Proportion of primary health care centres reported as offering CVD risk stratification	2017	None
			Reported having CVD guidelines that are utilized in at least 50% of health facilities	2017	No
	<b>Essential NCD medicines and basic technologies to treat major NCDs</b>	✓	Number of essential NCD medicines reported as "generally available"	2017	1 out of 10
			Number of essential NCD technologies reported as "generally available"	2017	4 out of 6

... = no data available

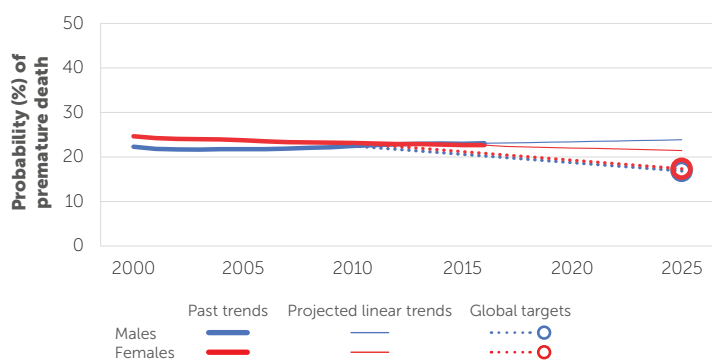
\* The mortality estimates for this country have a high degree of uncertainty because they are not based on any national NCD mortality data (see Explanatory Notes)

World Health Organization - Noncommunicable Diseases (NCD) Country Profiles, 2018.

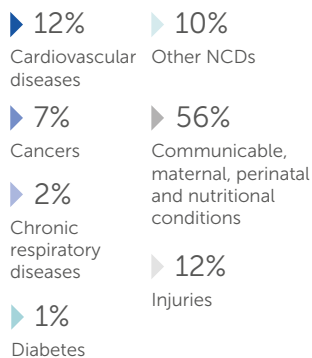
# BURUNDI

2016 TOTAL POPULATION: 10 524 000  
2016 TOTAL DEATHS: 95 000

## RISK OF PREMATURE DEATH DUE TO NCDs (%)\*



## PROPORTIONAL MORTALITY\*



## 5 500 LIVES CAN BE SAVED BY 2025 BY IMPLEMENTING ALL OF THE WHO "BEST BUYS"

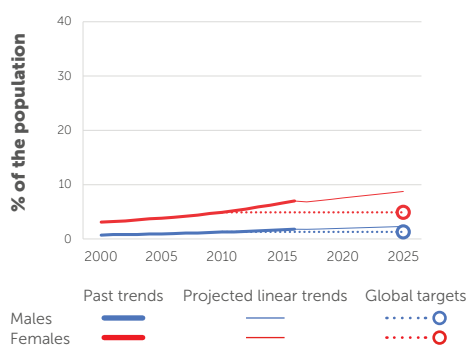
MORTALITY*		NATIONAL TARGET SET		DATA YEAR	MALES	FEMALES	TOTAL
📊	Premature mortality from NCDs	✓	Total NCD deaths	2016	15 700	14 800	30 500
			Risk of premature death between 30-70 years (%)	2016	23	23	23
👤	Suicide mortality	-	Suicide mortality rate (per 100 000 population)	2016	-	-	9
RISK FACTORS							
🍷	Harmful use of alcohol	✓	Total alcohol per capita consumption, adults aged 15+ (litres of pure alcohol)	2016	13	2	7
🚶	Physical inactivity	✓	Physical inactivity, adults aged 18+ (%)	2016	...	...	...
🧂	Salt/Sodium intake	✓	Mean population salt intake, adults aged 20+ (g/day)	2010	5	4	4
🚬	Tobacco use	✓	Current tobacco smoking, adults aged 15+ (%)	2016	...	...	...
🩺	Raised blood pressure	✓	Raised blood pressure, adults aged 18+ (%)	2015	21	22	22
👤	Diabetes	✗	Raised blood glucose, adults aged 18+ (%)	2014	3	3	3
👤	Obesity	✓	Obesity, adults aged 18+ (%)	2016	2	7	4
			Obesity, adolescents aged 10-19 (%)	2016	1	2	1
🏠	Ambient air pollution	-	Exceedance of WHO guidelines level for annual PM2.5 concentration (by a multiple of)	2016	-	-	4
🏠	Household air pollution	-	Population with primary reliance on polluting fuels and technologies (%)	2016	-	-	>95

## SELECTED ADULT RISK FACTOR TRENDS

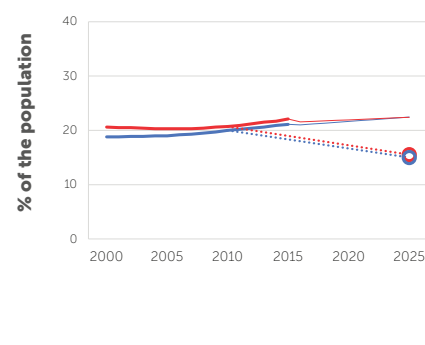
### CURRENT TOBACCO SMOKING

NO DATA AVAILABLE

### OBESITY



### RAISED BLOOD PRESSURE



## NATIONAL SYSTEMS RESPONSE

👤	Drug therapy to prevent heart attacks and strokes	✗	Proportion of population at high risk for CVD or with existing CVD (%)	-	...
			Proportion of high risk persons receiving any drug therapy and counselling to prevent heart attacks and strokes (%)	-	...
			Proportion of primary health care centres reported as offering CVD risk stratification	2017	None
			Reported having CVD guidelines that are utilized in at least 50% of health facilities	2017	No response
📦	Essential NCD medicines and basic technologies to treat major NCDs	✗	Number of essential NCD medicines reported as "generally available"	2017	4 out of 10
			Number of essential NCD technologies reported as "generally available"	2017	4 out of 6

... = no data available

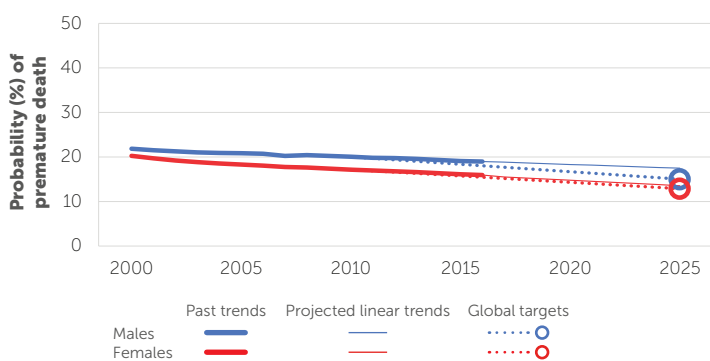
\* The mortality estimates for this country have a high degree of uncertainty because they are not based on any national NCD mortality data (see Explanatory Notes)

World Health Organization - Noncommunicable Diseases (NCD) Country Profiles, 2018.

# CABO VERDE

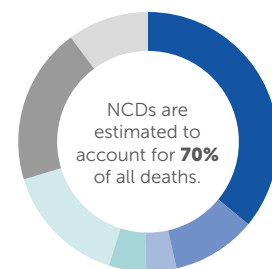
2016 TOTAL POPULATION: 540 000  
2016 TOTAL DEATHS: 2 900

## RISK OF PREMATURE DEATH DUE TO NCDs (%)\*



## PROPORTIONAL MORTALITY\*

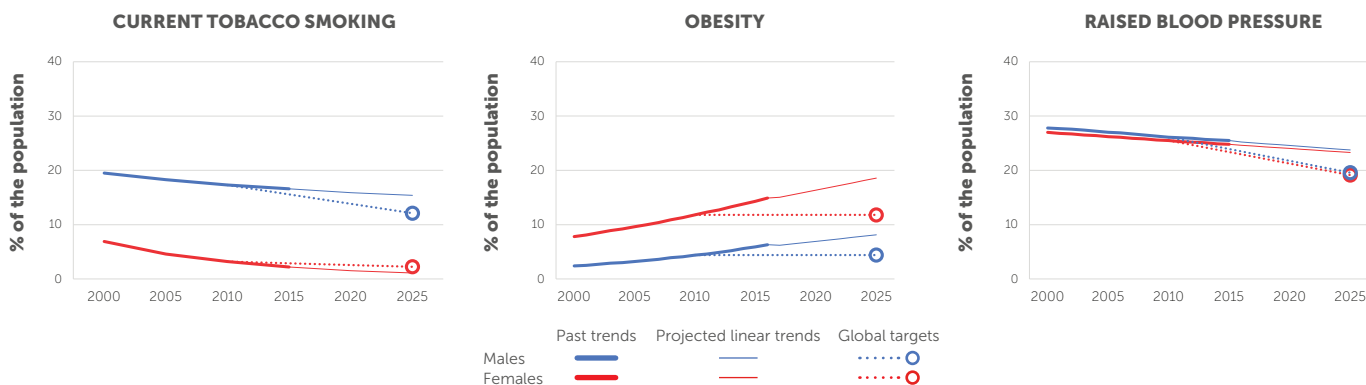
- ▶ 36% Cardiovascular diseases
- ▶ 11% Cancers
- ▶ 4% Chronic respiratory diseases
- ▶ 5% Diabetes
- ▶ 15% Other NCDs
- ▶ 20% Communicable, maternal, perinatal and nutritional conditions
- ▶ 10% Injuries



**3 500 LIVES CAN BE SAVED BY 2025 BY IMPLEMENTING ALL OF THE WHO "BEST BUYS"**

MORTALITY*		NATIONAL TARGET SET		DATA YEAR	MALES	FEMALES	TOTAL
🏠	<b>Premature mortality from NCDs</b>	X	Total NCD deaths	2016	930	1 100	2 100
			Risk of premature death between 30-70 years (%)	2016	19	16	17
👤	<b>Suicide mortality</b>	-	Suicide mortality rate (per 100 000 population)	2016	-	-	11
RISK FACTORS							
🍷	<b>Harmful use of alcohol</b>	✓	Total alcohol per capita consumption, adults aged 15+ (litres of pure alcohol)	2016	10	2	6
🚶	<b>Physical inactivity</b>	X	Physical inactivity, adults aged 18+ (%)	2016	12	24	19
🧂	<b>Salt/Sodium intake</b>	X	Mean population salt intake, adults aged 20+ (g/day)	2010	9	8	8
🚬	<b>Tobacco use</b>	✓	Current tobacco smoking, adults aged 15+ (%)	2016	16	2	9
🩺	<b>Raised blood pressure</b>	✓	Raised blood pressure, adults aged 18+ (%)	2015	26	25	25
👤	<b>Diabetes</b>	✓	Raised blood glucose, adults aged 18+ (%)	2014	7	7	7
👤	<b>Obesity</b>	✓	Obesity, adults aged 18+ (%)	2016	6	15	11
			Obesity, adolescents aged 10-19 (%)	2016	2	3	3
🏠	<b>Ambient air pollution</b>	-	Exceedance of WHO guidelines level for annual PM2.5 concentration (by a multiple of)	2016	-	-	3
🏠	<b>Household air pollution</b>	-	Population with primary reliance on polluting fuels and technologies (%)	2016	-	-	29

## SELECTED ADULT RISK FACTOR TRENDS



## NATIONAL SYSTEMS RESPONSE

👤	<b>Drug therapy to prevent heart attacks and strokes</b>	✓	Proportion of population at high risk for CVD or with existing CVD (%)	-	...
			Proportion of high risk persons receiving any drug therapy and counselling to prevent heart attacks and strokes (%)	-	...
			Proportion of primary health care centres reported as offering CVD risk stratification	2017	More than 50%
			Reported having CVD guidelines that are utilized in at least 50% of health facilities	2017	No
🏠	<b>Essential NCD medicines and basic technologies to treat major NCDs</b>	X	Number of essential NCD medicines reported as "generally available"	2017	10 out of 10
			Number of essential NCD technologies reported as "generally available"	2017	6 out of 6

... = no data available

\* The mortality estimates for this country have a high degree of uncertainty because they are not based on any national NCD mortality data (see Explanatory Notes)

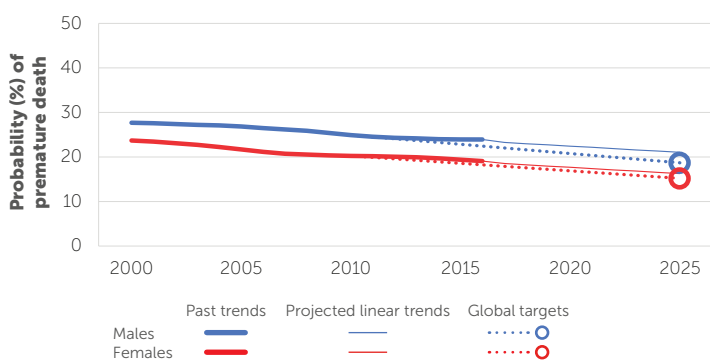
World Health Organization - Noncommunicable Diseases (NCD) Country Profiles, 2018.



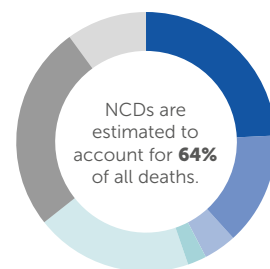
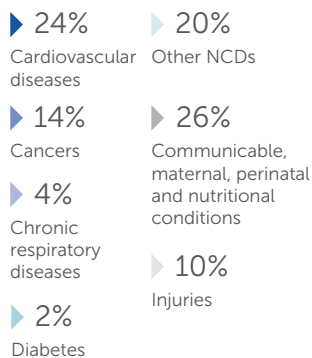
# CAMBODIA

2016 TOTAL POPULATION: 15 762 000  
2016 TOTAL DEATHS: 93 000

## RISK OF PREMATURE DEATH DUE TO NCDs (%)\*



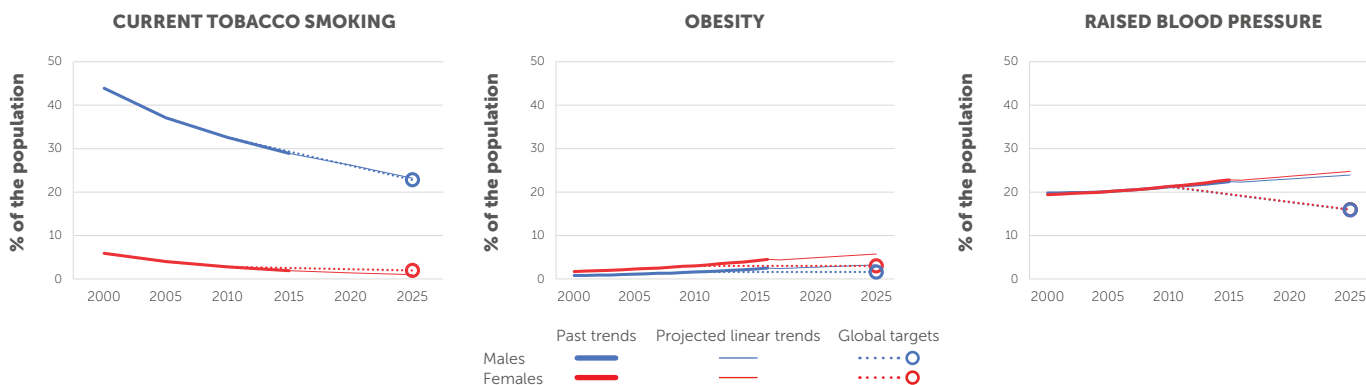
## PROPORTIONAL MORTALITY\*



**9 800 LIVES CAN BE SAVED BY 2025 BY IMPLEMENTING ALL OF THE WHO "BEST BUYS"**

		NATIONAL TARGET SET		DATA YEAR	MALES	FEMALES	TOTAL
<b>MORTALITY*</b>							
	<b>Premature mortality from NCDs</b>	X	Total NCD deaths	2016	28 300	31 500	59 900
			Risk of premature death between 30-70 years (%)	2016	24	19	21
	<b>Suicide mortality</b>	-	Suicide mortality rate (per 100 000 population)	2016	-	-	5
<b>RISK FACTORS</b>							
	<b>Harmful use of alcohol</b>	✓	Total alcohol per capita consumption, adults aged 15+ (litres of pure alcohol)	2016	12	2	7
	<b>Physical inactivity</b>	X	Physical inactivity, adults aged 18+ (%)	2016	9	11	10
	<b>Salt/Sodium intake</b>	X	Mean population salt intake, adults aged 20+ (g/day)	2010	12	11	11
	<b>Tobacco use</b>	✓	Current tobacco smoking, adults aged 15+ (%)	2016	28	2	15
	<b>Raised blood pressure</b>	X	Raised blood pressure, adults aged 18+ (%)	2015	22	23	23
	<b>Diabetes</b>	X	Raised blood glucose, adults aged 18+ (%)	2014	6	6	6
	<b>Obesity</b>	X	Obesity, adults aged 18+ (%)	2016	3	5	4
			Obesity, adolescents aged 10-19 (%)	2016	4	1	3
	<b>Ambient air pollution</b>	-	Exceedance of WHO guidelines level for annual PM2.5 concentration (by a multiple of)	2016	-	-	2
	<b>Household air pollution</b>	-	Population with primary reliance on polluting fuels and technologies (%)	2016	-	-	82

## SELECTED ADULT RISK FACTOR TRENDS



## NATIONAL SYSTEMS RESPONSE

	<b>Drug therapy to prevent heart attacks and strokes</b>	✓	Proportion of population at high risk for CVD or with existing CVD (%)	-	...
			Proportion of high risk persons receiving any drug therapy and counselling to prevent heart attacks and strokes (%)	-	...
			Proportion of primary health care centres reported as offering CVD risk stratification	2017	Less than 25%
			Reported having CVD guidelines that are utilized in at least 50% of health facilities	2017	No
	<b>Essential NCD medicines and basic technologies to treat major NCDs</b>	X	Number of essential NCD medicines reported as "generally available"	2017	3 out of 10
			Number of essential NCD technologies reported as "generally available"	2017	1 out of 6

... = no data available

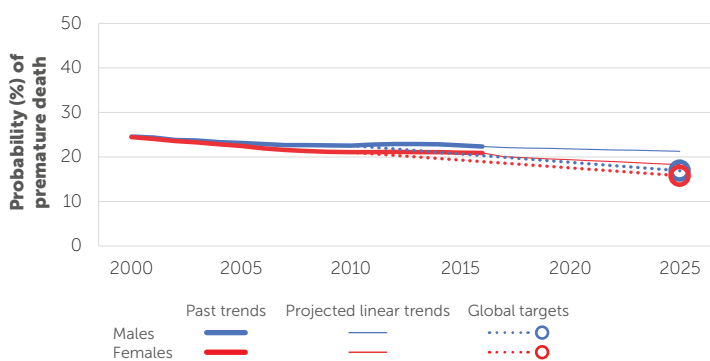
\* The mortality estimates for this country have a high degree of uncertainty because they are not based on any national NCD mortality data (see Explanatory Notes)

World Health Organization - Noncommunicable Diseases (NCD) Country Profiles, 2018.

# CAMEROON

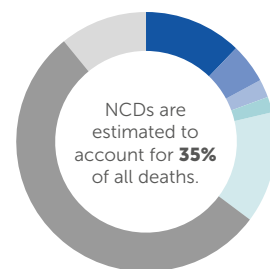
2016 TOTAL POPULATION: 23 439 000  
2016 TOTAL DEATHS: 235 000

## RISK OF PREMATURE DEATH DUE TO NCDs (%)\*



## PROPORTIONAL MORTALITY\*

- ▶ 12% Cardiovascular diseases
- ▶ 5% Cancers
- ▶ 2% Chronic respiratory diseases
- ▶ 2% Diabetes
- ▶ 14% Other NCDs
- ▶ 54% Communicable, maternal, perinatal and nutritional conditions
- ▶ 11% Injuries



**15 100 LIVES CAN BE SAVED BY 2025 BY IMPLEMENTING ALL OF THE WHO "BEST BUYS"**

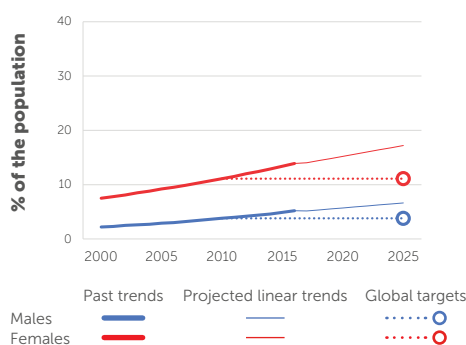
MORTALITY*		NATIONAL TARGET SET		DATA YEAR	MALES	FEMALES	TOTAL
📄	<b>Premature mortality from NCDs</b>	✓	Total NCD deaths	2016	41 900	40 900	82 700
			Risk of premature death between 30-70 years (%)	2016	22	21	22
👤	<b>Suicide mortality</b>	-	Suicide mortality rate (per 100 000 population)	2016	-	-	12
RISK FACTORS							
🍷	<b>Harmful use of alcohol</b>	✓	Total alcohol per capita consumption, adults aged 15+ (litres of pure alcohol)	2016	15	3	9
🚶	<b>Physical inactivity</b>	✓	Physical inactivity, adults aged 18+ (%)	2016	20	34	27
🧂	<b>Salt/Sodium intake</b>	✓	Mean population salt intake, adults aged 20+ (g/day)	2010	6	5	5
🚬	<b>Tobacco use</b>	✓	Current tobacco smoking, adults aged 15+ (%)	2016	...	1	...
🩺	<b>Raised blood pressure</b>	✓	Raised blood pressure, adults aged 18+ (%)	2015	19	18	19
👤	<b>Diabetes</b>	✓	Raised blood glucose, adults aged 18+ (%)	2014	5	5	5
👤	<b>Obesity</b>	✓	Obesity, adults aged 18+ (%)	2016	5	14	10
			Obesity, adolescents aged 10-19 (%)	2016	1	3	2
🏠	<b>Ambient air pollution</b>	-	Exceedance of WHO guidelines level for annual PM2.5 concentration (by a multiple of)	2016	-	-	7
🏠	<b>Household air pollution</b>	-	Population with primary reliance on polluting fuels and technologies (%)	2016	-	-	77

## SELECTED ADULT RISK FACTOR TRENDS

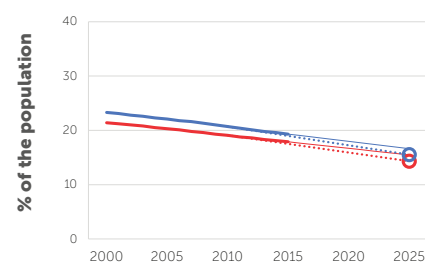
### CURRENT TOBACCO SMOKING

NO DATA AVAILABLE

### OBESITY



### RAISED BLOOD PRESSURE



## NATIONAL SYSTEMS RESPONSE

🩺	<b>Drug therapy to prevent heart attacks and strokes</b>	✓	Proportion of population at high risk for CVD or with existing CVD (%)	-	...
			Proportion of high risk persons receiving any drug therapy and counselling to prevent heart attacks and strokes (%)	-	...
			Proportion of primary health care centres reported as offering CVD risk stratification	2017	Less than 25%
			Reported having CVD guidelines that are utilized in at least 50% of health facilities	2017	No
📄	<b>Essential NCD medicines and basic technologies to treat major NCDs</b>	✓	Number of essential NCD medicines reported as "generally available"	2017	3 out of 10
			Number of essential NCD technologies reported as "generally available"	2017	4 out of 6

... = no data available

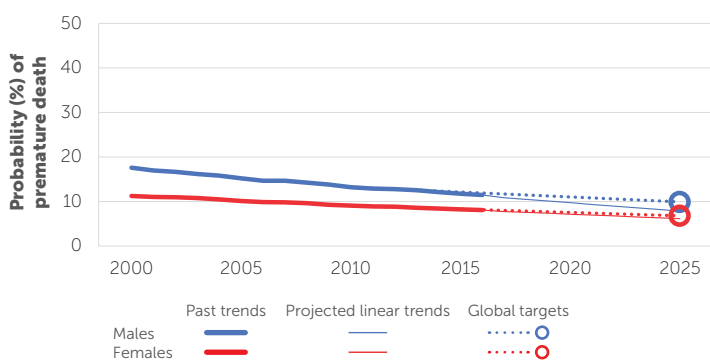
\* The mortality estimates for this country have a high degree of uncertainty because they are not based on any national NCD mortality data (see Explanatory Notes)

World Health Organization - Noncommunicable Diseases (NCD) Country Profiles, 2018.

# CANADA

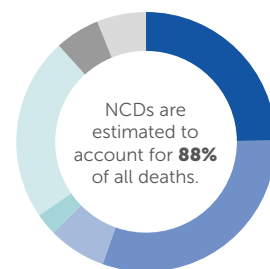
2016 TOTAL POPULATION: 36 290 000  
2016 TOTAL DEATHS: 256 000

## RISK OF PREMATURE DEATH DUE TO NCDs (%)



## PROPORTIONAL MORTALITY

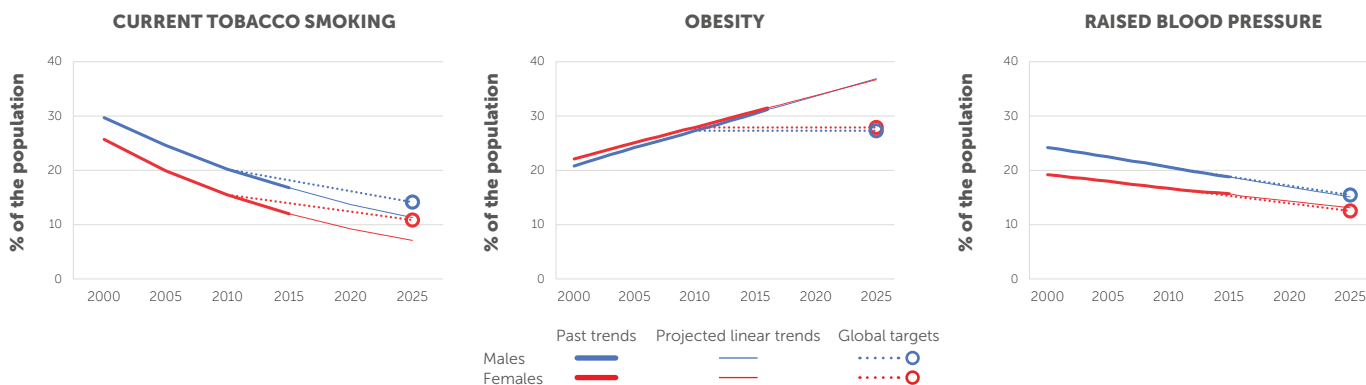
- ▶ 25% Cardiovascular diseases
- ▶ 31% Cancers
- ▶ 7% Chronic respiratory diseases
- ▶ 3% Diabetes
- ▶ 23% Other NCDs
- ▶ 6% Communicable, maternal, perinatal and nutritional conditions
- ▶ 6% Injuries



## 600 LIVES CAN BE SAVED BY 2025 BY IMPLEMENTING ALL OF THE WHO "BEST BUYS"

		NATIONAL TARGET SET		DATA YEAR	MALES	FEMALES	TOTAL
<b>MORTALITY</b>							
	<b>Premature mortality from NCDs</b>	X	Total NCD deaths	2016	112 700	113 500	226 200
			Risk of premature death between 30-70 years (%)	2016	11	8	10
	<b>Suicide mortality</b>	-	Suicide mortality rate (per 100 000 population)	2016	-	-	12
<b>RISK FACTORS</b>							
	<b>Harmful use of alcohol</b>	X	Total alcohol per capita consumption, adults aged 15+ (litres of pure alcohol)	2016	15	3	9
	<b>Physical inactivity</b>	X	Physical inactivity, adults aged 18+ (%)	2016	27	33	30
	<b>Salt/Sodium intake</b>	X	Mean population salt intake, adults aged 20+ (g/day)	2010	10	9	9
	<b>Tobacco use</b>	X	Current tobacco smoking, adults aged 15+ (%)	2016	16	11	14
	<b>Raised blood pressure</b>	X	Raised blood pressure, adults aged 18+ (%)	2015	19	16	17
	<b>Diabetes</b>	X	Raised blood glucose, adults aged 18+ (%)	2014	8	7	7
	<b>Obesity</b>	X	Obesity, adults aged 18+ (%)	2016	31	32	31
			Obesity, adolescents aged 10-19 (%)	2016	14	9	11
	<b>Ambient air pollution</b>	-	Exceedance of WHO guidelines level for annual PM2.5 concentration (by a multiple of) <sup>a</sup>	2016	-	-	-
	<b>Household air pollution</b>	-	Population with primary reliance on polluting fuels and technologies (%)	2016	-	-	<5

## SELECTED ADULT RISK FACTOR TRENDS



## NATIONAL SYSTEMS RESPONSE

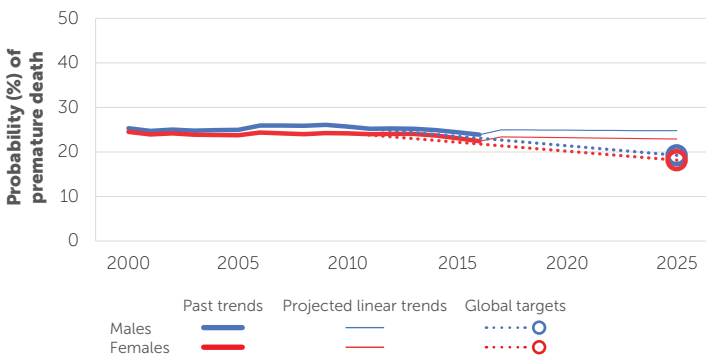
	<b>Drug therapy to prevent heart attacks and strokes</b>	X	Proportion of population at high risk for CVD or with existing CVD (%)	-	...
			Proportion of high risk persons receiving any drug therapy and counselling to prevent heart attacks and strokes (%)	-	...
			Proportion of primary health care centres reported as offering CVD risk stratification	2017	More than 50%
			Reported having CVD guidelines that are utilized in at least 50% of health facilities	2017	Don't know
	<b>Essential NCD medicines and basic technologies to treat major NCDs</b>	X	Number of essential NCD medicines reported as "generally available"	2017	10 out of 10
			Number of essential NCD technologies reported as "generally available"	2017	6 out of 6

... = no data available  
° not exceeding

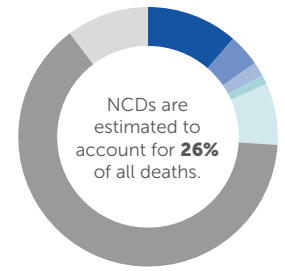
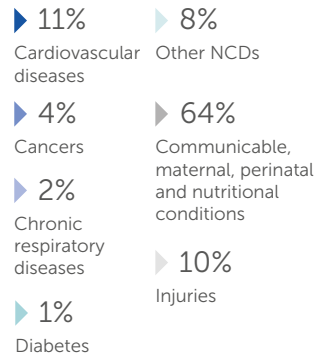
# CENTRAL AFRICAN REPUBLIC

2016 TOTAL POPULATION: 4 595 000  
2016 TOTAL DEATHS: 60 000

## RISK OF PREMATURE DEATH DUE TO NCDs (%)\*



## PROPORTIONAL MORTALITY\*




2 400 LIVES CAN BE SAVED BY 2025 BY IMPLEMENTING ALL OF THE WHO "BEST BUYS"

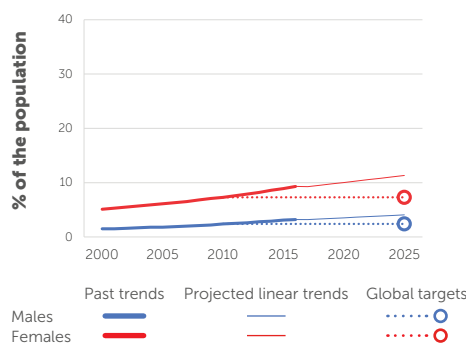
		NATIONAL TARGET SET		DATA YEAR	MALES	FEMALES	TOTAL
<b>MORTALITY*</b>							
	<b>Premature mortality from NCDs</b>	✓	Total NCD deaths	2016	7 500	8 100	15 600
			Risk of premature death between 30-70 years (%)	2016	24	22	23
	<b>Suicide mortality</b>	-	Suicide mortality rate (per 100 000 population)	2016	-	-	8
<b>RISK FACTORS</b>							
	<b>Harmful use of alcohol</b>	✓	Total alcohol per capita consumption, adults aged 15+ (litres of pure alcohol)	2016	6	1	3
	<b>Physical inactivity</b>	✓	Physical inactivity, adults aged 18+ (%)	2016	12	15	13
	<b>Salt/Sodium intake</b>	✓	Mean population salt intake, adults aged 20+ (g/day)	2010	7	7	7
	<b>Tobacco use</b>	✓	Current tobacco smoking, adults aged 15+ (%)	2016	...	...	...
	<b>Raised blood pressure</b>	✓	Raised blood pressure, adults aged 18+ (%)	2015	25	24	25
	<b>Diabetes</b>	✓	Raised blood glucose, adults aged 18+ (%)	2014	6	6	6
	<b>Obesity</b>	✓	Obesity, adults aged 18+ (%)	2016	3	9	6
			Obesity, adolescents aged 10-19 (%)	2016	1	2	2
	<b>Ambient air pollution</b>	-	Exceedance of WHO guidelines level for annual PM2.5 concentration (by a multiple of)	2016	-	-	5
	<b>Household air pollution</b>	-	Population with primary reliance on polluting fuels and technologies (%)	2016	-	-	>95

## SELECTED ADULT RISK FACTOR TRENDS

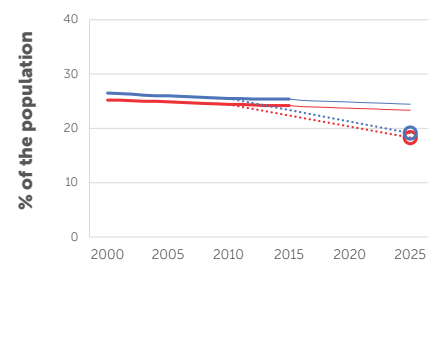
### CURRENT TOBACCO SMOKING



### OBESITY



### RAISED BLOOD PRESSURE



## NATIONAL SYSTEMS RESPONSE

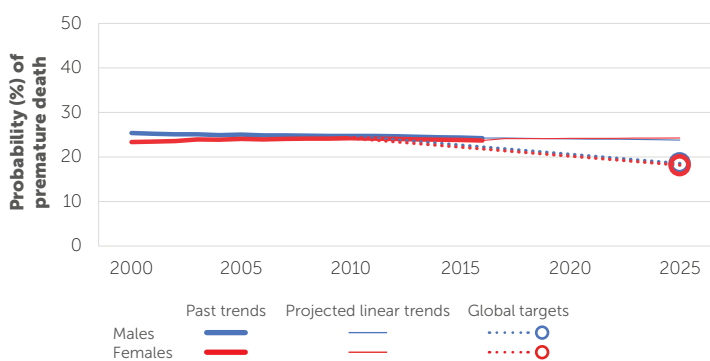
	<b>Drug therapy to prevent heart attacks and strokes</b>	✓	Proportion of population at high risk for CVD or with existing CVD (%)	-	...
			Proportion of high risk persons receiving any drug therapy and counselling to prevent heart attacks and strokes (%)	-	...
			Proportion of primary health care centres reported as offering CVD risk stratification	2017	Less than 25%
			Reported having CVD guidelines that are utilized in at least 50% of health facilities	2017	No
	<b>Essential NCD medicines and basic technologies to treat major NCDs</b>	✓	Number of essential NCD medicines reported as "generally available"	2017	8 out of 10
			Number of essential NCD technologies reported as "generally available"	2017	4 out of 6

... = no data available

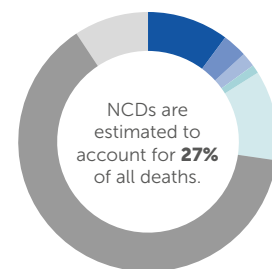
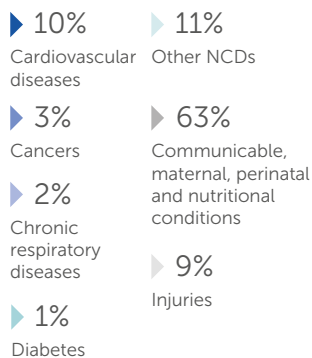
\* The mortality estimates for this country have a high degree of uncertainty because they are not based on any national NCD mortality data (see Explanatory Notes)

World Health Organization - Noncommunicable Diseases (NCD) Country Profiles, 2018.

## RISK OF PREMATURE DEATH DUE TO NCDs (%)\*



## PROPORTIONAL MORTALITY\*




**7 400 LIVES CAN BE SAVED BY 2025 BY IMPLEMENTING ALL OF THE WHO "BEST BUYS"**

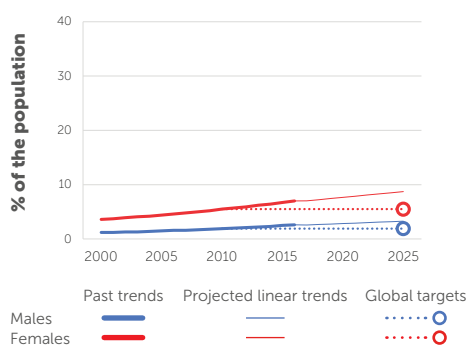
MORTALITY*		NATIONAL TARGET SET		DATA YEAR	MALES	FEMALES	TOTAL
📊	<b>Premature mortality from NCDs</b>	✓	Total NCD deaths	2016	24 100	23 400	47 400
			Risk of premature death between 30-70 years (%)	2016	24	24	24
👤	<b>Suicide mortality</b>	-	Suicide mortality rate (per 100 000 population)	2016	-	-	9
RISK FACTORS							
🍷	<b>Harmful use of alcohol</b>	✓	Total alcohol per capita consumption, adults aged 15+ (litres of pure alcohol)	2016	3	0	2
🚶	<b>Physical inactivity</b>	✓	Physical inactivity, adults aged 18+ (%)	2016	17	25	21
🧂	<b>Salt/Sodium intake</b>	✓	Mean population salt intake, adults aged 20+ (g/day)	2010	8	7	7
🚬	<b>Tobacco use</b>	✓	Current tobacco smoking, adults aged 15+ (%)	2016	...	...	...
🩺	<b>Raised blood pressure</b>	✓	Raised blood pressure, adults aged 18+ (%)	2015	24	25	24
👤	<b>Diabetes</b>	✓	Raised blood glucose, adults aged 18+ (%)	2014	5	4	5
👤	<b>Obesity</b>	✓	Obesity, adults aged 18+ (%)	2016	3	7	5
			Obesity, adolescents aged 10-19 (%)	2016	1	2	1
🌫️	<b>Ambient air pollution</b>	-	Exceedance of WHO guidelines level for annual PM2.5 concentration (by a multiple of)	2016	-	-	5
🏠	<b>Household air pollution</b>	-	Population with primary reliance on polluting fuels and technologies (%)	2016	-	-	>95

## SELECTED ADULT RISK FACTOR TRENDS

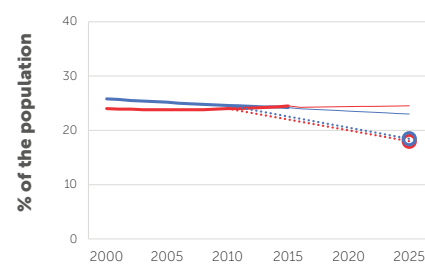
### CURRENT TOBACCO SMOKING



### OBESITY



### RAISED BLOOD PRESSURE



## NATIONAL SYSTEMS RESPONSE

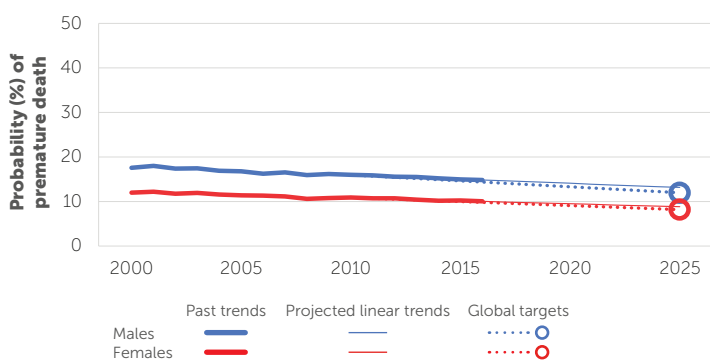
👤	<b>Drug therapy to prevent heart attacks and strokes</b>	✓	Proportion of population at high risk for CVD or with existing CVD (%)	-	...
			Proportion of high risk persons receiving any drug therapy and counselling to prevent heart attacks and strokes (%)	-	...
			Proportion of primary health care centres reported as offering CVD risk stratification	2017	Less than 25%
			Reported having CVD guidelines that are utilized in at least 50% of health facilities	2017	No
📦	<b>Essential NCD medicines and basic technologies to treat major NCDs</b>	✓	Number of essential NCD medicines reported as "generally available"	2017	1 out of 10
			Number of essential NCD technologies reported as "generally available"	2017	3 out of 6

... = no data available

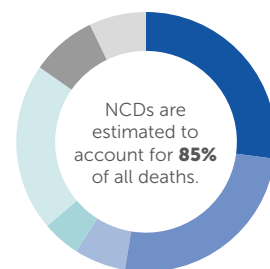
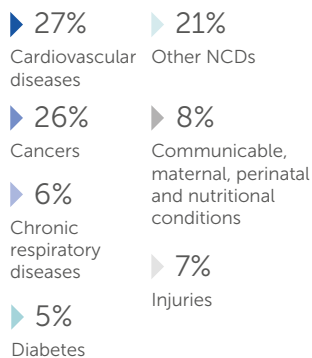
\* The mortality estimates for this country have a high degree of uncertainty because they are not based on any national NCD mortality data (see Explanatory Notes)

World Health Organization - Noncommunicable Diseases (NCD) Country Profiles, 2018.

## RISK OF PREMATURE DEATH DUE TO NCDs (%)



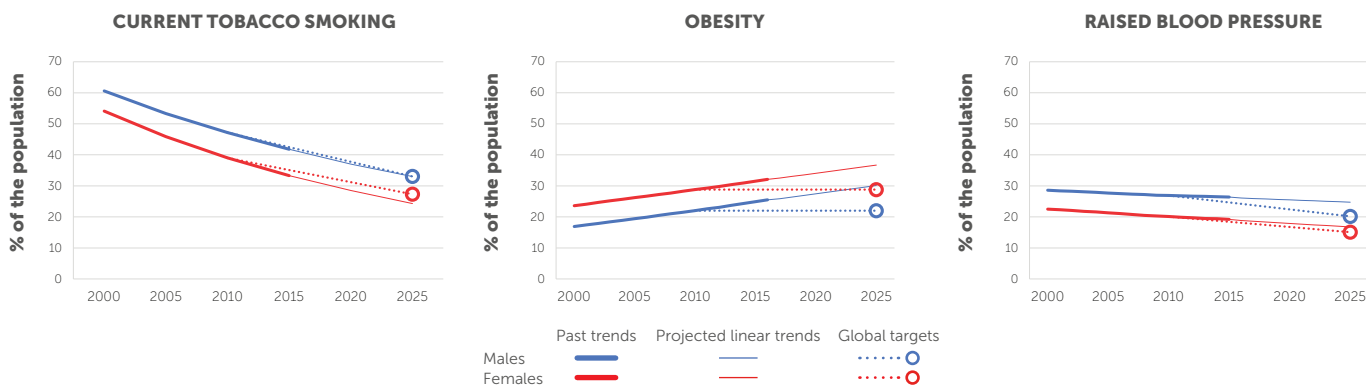
## PROPORTIONAL MORTALITY



**19 100 LIVES CAN BE SAVED BY 2025 BY IMPLEMENTING ALL OF THE WHO "BEST BUYS"**

		NATIONAL TARGET SET		DATA YEAR	MALES	FEMALES	TOTAL
<b>MORTALITY</b>							
	<b>Premature mortality from NCDs</b>	✓	Total NCD deaths	2016	47 500	45 400	92 900
			Risk of premature death between 30-70 years (%)	2016	15	10	12
	<b>Suicide mortality</b>	-	Suicide mortality rate (per 100 000 population)	2016	-	-	11
<b>RISK FACTORS</b>							
	<b>Harmful use of alcohol</b>	✓	Total alcohol per capita consumption, adults aged 15+ (litres of pure alcohol)	2016	15	4	9
	<b>Physical inactivity</b>	✓	Physical inactivity, adults aged 18+ (%)	2016	24	29	27
	<b>Salt/Sodium intake</b>	X	Mean population salt intake, adults aged 20+ (g/day)	2010	7	7	7
	<b>Tobacco use</b>	✓	Current tobacco smoking, adults aged 15+ (%)	2016	41	32	37
	<b>Raised blood pressure</b>	X	Raised blood pressure, adults aged 18+ (%)	2015	26	19	23
	<b>Diabetes</b>	X	Raised blood glucose, adults aged 18+ (%)	2014	11	12	11
	<b>Obesity</b>	✓	Obesity, adults aged 18+ (%)	2016	26	32	29
			Obesity, adolescents aged 10-19 (%)	2016	16	12	14
	<b>Ambient air pollution</b>	-	Exceedance of WHO guidelines level for annual PM2.5 concentration (by a multiple of)	2016	-	-	2
	<b>Household air pollution</b>	-	Population with primary reliance on polluting fuels and technologies (%)	2016	-	-	8

## SELECTED ADULT RISK FACTOR TRENDS



## NATIONAL SYSTEMS RESPONSE

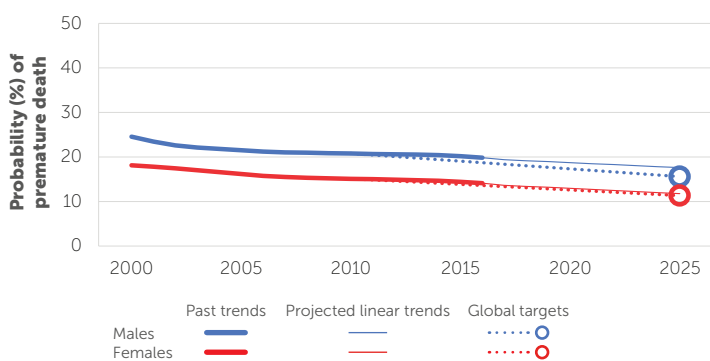
	<b>Drug therapy to prevent heart attacks and strokes</b>	✓	Proportion of population at high risk for CVD or with existing CVD (%)	-	...
			Proportion of high risk persons receiving any drug therapy and counselling to prevent heart attacks and strokes (%)	-	...
			Proportion of primary health care centres reported as offering CVD risk stratification	2017	More than 50%
			Reported having CVD guidelines that are utilized in at least 50% of health facilities	2017	Yes
	<b>Essential NCD medicines and basic technologies to treat major NCDs</b>	X	Number of essential NCD medicines reported as "generally available"	2017	10 out of 10
			Number of essential NCD technologies reported as "generally available"	2017	6 out of 6

... = no data available

# CHINA

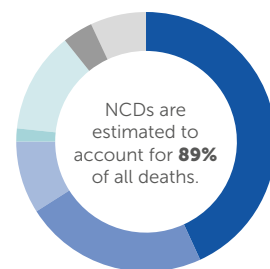
2016 TOTAL POPULATION: 1 404 000 000  
2016 TOTAL DEATHS: 10 373 000

## RISK OF PREMATURE DEATH DUE TO NCDs (%)\*



## PROPORTIONAL MORTALITY\*

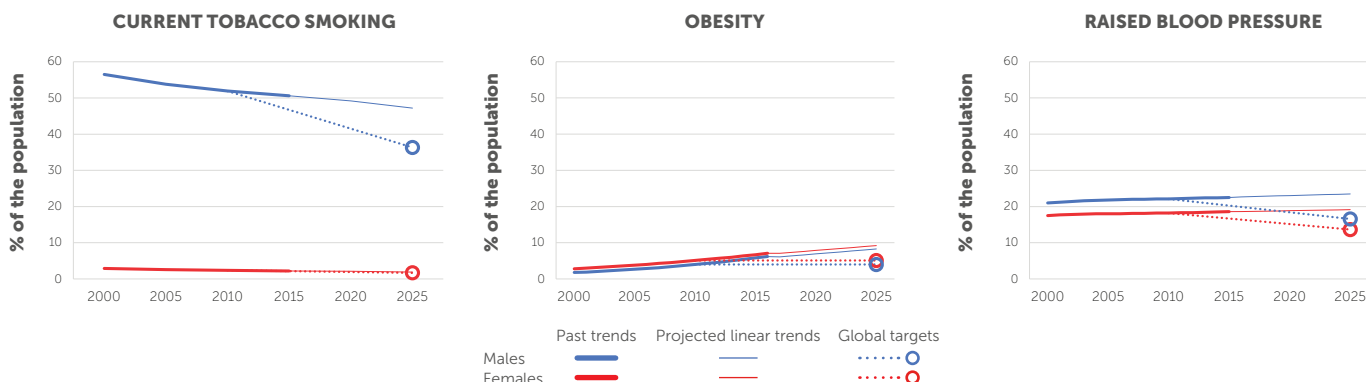
- ▶ 43% Cardiovascular diseases
- ▶ 23% Cancers
- ▶ 9% Chronic respiratory diseases
- ▶ 2% Diabetes
- ▶ 13% Other NCDs
- ▶ 4% Communicable, maternal, perinatal and nutritional conditions
- ▶ 7% Injuries



**1 712 300 LIVES CAN BE SAVED BY 2025 BY IMPLEMENTING ALL OF THE WHO "BEST BUYS"**

MORTALITY*		NATIONAL TARGET SET		DATA YEAR	MALES	FEMALES	TOTAL
📊	<b>Premature mortality from NCDs</b>	✓	Total NCD deaths	2016	4 975 000	4 284 000	9 259 000
			Risk of premature death between 30-70 years (%)	2016	20	14	17
👤	<b>Suicide mortality</b>	-	Suicide mortality rate (per 100 000 population)	2016	-	-	10
RISK FACTORS							
🍷	<b>Harmful use of alcohol</b>	X	Total alcohol per capita consumption, adults aged 15+ (litres of pure alcohol)	2016	12	3	7
🚶	<b>Physical inactivity</b>	✓	Physical inactivity, adults aged 18+ (%)	2016	16	12	14
🧂	<b>Salt/Sodium intake</b>	✓	Mean population salt intake, adults aged 20+ (g/day)	2010	13	12	12
🚬	<b>Tobacco use</b>	✓	Current tobacco smoking, adults aged 15+ (%)	2016	51	2	27
🩺	<b>Raised blood pressure</b>	X	Raised blood pressure, adults aged 18+ (%)	2015	23	19	21
👤	<b>Diabetes</b>	X	Raised blood glucose, adults aged 18+ (%)	2014	11	8	9
👤	<b>Obesity</b>	X	Obesity, adults aged 18+ (%)	2016	6	7	7
			Obesity, adolescents aged 10-19 (%)	2016	12	5	9
🏠	<b>Ambient air pollution</b>	-	Exceedance of WHO guidelines level for annual PM2.5 concentration (by a multiple of)	2016	-	-	5
🏠	<b>Household air pollution</b>	-	Population with primary reliance on polluting fuels and technologies (%)	2016	-	-	41

## SELECTED ADULT RISK FACTOR TRENDS



## NATIONAL SYSTEMS RESPONSE

👤	<b>Drug therapy to prevent heart attacks and strokes</b>	✓	Proportion of population at high risk for CVD or with existing CVD (%)	-	...
			Proportion of high risk persons receiving any drug therapy and counselling to prevent heart attacks and strokes (%)	-	...
			Proportion of primary health care centres reported as offering CVD risk stratification	2017	Less than 25%
			Reported having CVD guidelines that are utilized in at least 50% of health facilities	2017	Yes
📦	<b>Essential NCD medicines and basic technologies to treat major NCDs</b>	X	Number of essential NCD medicines reported as "generally available"	2017	10 out of 10
			Number of essential NCD technologies reported as "generally available"	2017	6 out of 6

... = no data available

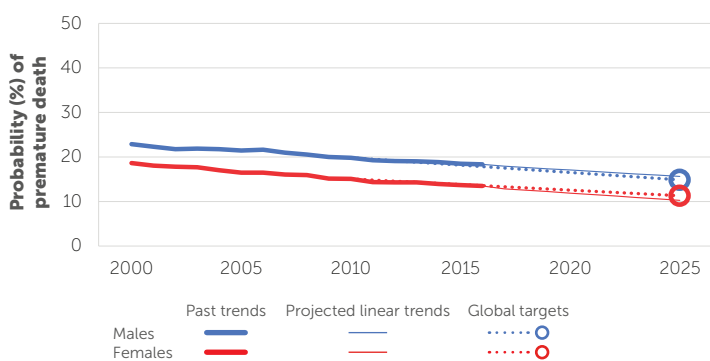
\* The mortality estimates for this country have a high degree of uncertainty because they are not based on any national NCD mortality data (see Explanatory Notes)

World Health Organization - Noncommunicable Diseases (NCD) Country Profiles, 2018.

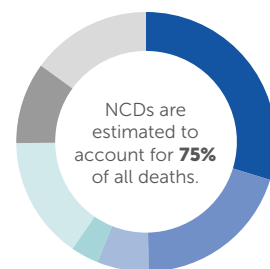
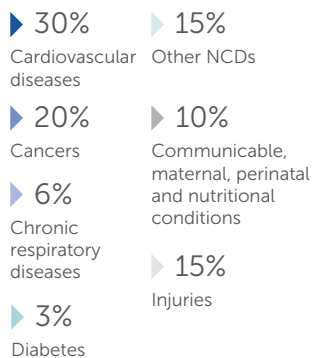
# COLOMBIA

2016 TOTAL POPULATION: 48 653 000  
2016 TOTAL DEATHS: 282 000

## RISK OF PREMATURE DEATH DUE TO NCDs (%)



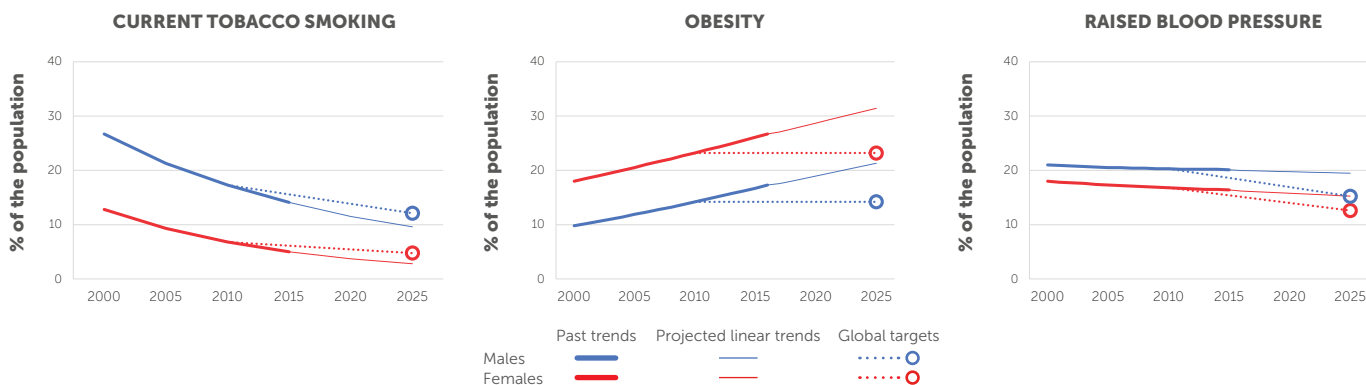
## PROPORTIONAL MORTALITY



## 700 LIVES CAN BE SAVED BY 2025 BY IMPLEMENTING ALL OF THE WHO "BEST BUYS"

MORTALITY		NATIONAL TARGET SET		DATA YEAR	MALES	FEMALES	TOTAL
📄	Premature mortality from NCDs	✓	Total NCD deaths	2016	110 100	101 200	211 400
			Risk of premature death between 30-70 years (%)	2016	18	13	16
👤	Suicide mortality	-	Suicide mortality rate (per 100 000 population)	2016	-	-	7
RISK FACTORS							
🍷	Harmful use of alcohol	✓	Total alcohol per capita consumption, adults aged 15+ (litres of pure alcohol)	2016	10	2	6
🚶	Physical inactivity	✓	Physical inactivity, adults aged 18+ (%)	2016	37	48	43
🧂	Salt/Sodium intake	✗	Mean population salt intake, adults aged 20+ (g/day)	2010	11	10	10
🚬	Tobacco use	✓	Current tobacco smoking, adults aged 15+ (%)	2016	13	5	9
🩺	Raised blood pressure	✓	Raised blood pressure, adults aged 18+ (%)	2015	20	16	18
👤	Diabetes	✗	Raised blood glucose, adults aged 18+ (%)	2014	8	9	8
👤	Obesity	✗	Obesity, adults aged 18+ (%)	2016	17	27	22
			Obesity, adolescents aged 10-19 (%)	2016	6	6	6
🏠	Ambient air pollution	-	Exceedance of WHO guidelines level for annual PM2.5 concentration (by a multiple of)	2016	-	-	2
🏠	Household air pollution	-	Population with primary reliance on polluting fuels and technologies (%)	2016	-	-	8

## SELECTED ADULT RISK FACTOR TRENDS



## NATIONAL SYSTEMS RESPONSE

👤	Drug therapy to prevent heart attacks and strokes	✗	Proportion of population at high risk for CVD or with existing CVD (%)	-	...
			Proportion of high risk persons receiving any drug therapy and counselling to prevent heart attacks and strokes (%)	-	...
			Proportion of primary health care centres reported as offering CVD risk stratification	2017	More than 50%
			Reported having CVD guidelines that are utilized in at least 50% of health facilities	2017	Don't know
📄	Essential NCD medicines and basic technologies to treat major NCDs	✓	Number of essential NCD medicines reported as "generally available"	2017	10 out of 10
			Number of essential NCD technologies reported as "generally available"	2017	3 out of 6

... = no data available

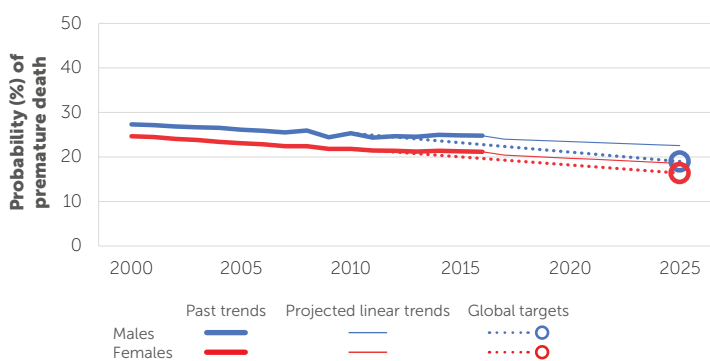
World Health Organization - Noncommunicable Diseases (NCD) Country Profiles, 2018.



# COMOROS

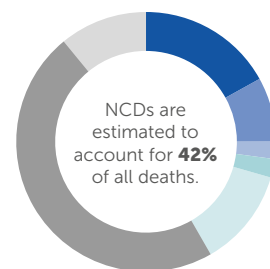
2016 TOTAL POPULATION: 796 000  
2016 TOTAL DEATHS: 5 800

## RISK OF PREMATURE DEATH DUE TO NCDs (%)\*



## PROPORTIONAL MORTALITY\*

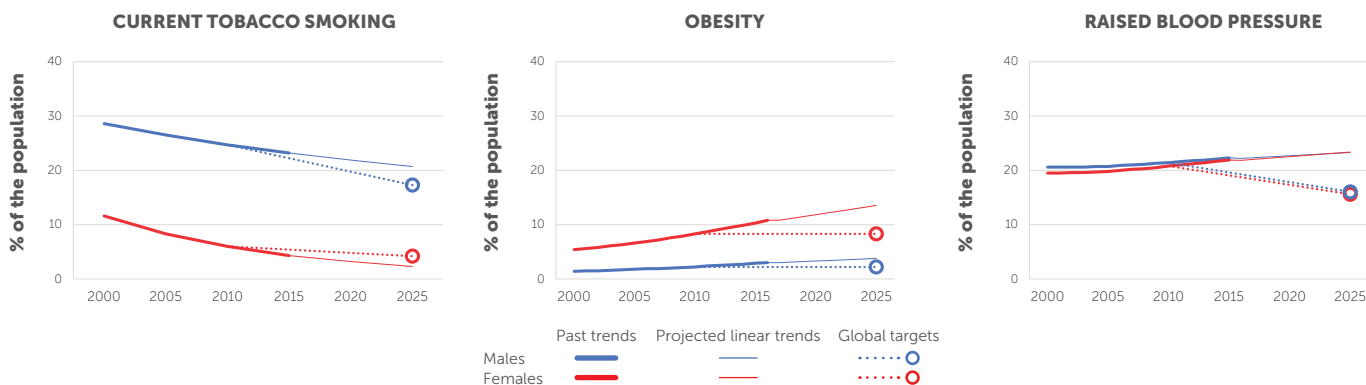
- ▶ 17% Cardiovascular diseases
- ▶ 8% Cancers
- ▶ 2% Chronic respiratory diseases
- ▶ 2% Diabetes
- ▶ 12% Other NCDs
- ▶ 47% Communicable, maternal, perinatal and nutritional conditions
- ▶ 11% Injuries



## 500 LIVES CAN BE SAVED BY 2025 BY IMPLEMENTING ALL OF THE WHO "BEST BUYS"

MORTALITY*		NATIONAL TARGET SET		DATA YEAR	MALES	FEMALES	TOTAL
📊	Premature mortality from NCDs	X	Total NCD deaths	2016	1 300	1 200	2 400
			Risk of premature death between 30-70 years (%)	2016	25	21	23
👤	Suicide mortality	-	Suicide mortality rate (per 100 000 population)	2016	-	-	7
RISK FACTORS							
🍷	Harmful use of alcohol	X	Total alcohol per capita consumption, adults aged 15+ (litres of pure alcohol)	2016	2	0	1
🚶	Physical inactivity	X	Physical inactivity, adults aged 18+ (%)	2016	8	17	12
🧂	Salt/Sodium intake	X	Mean population salt intake, adults aged 20+ (g/day)	2010	4	4	4
🚬	Tobacco use	X	Current tobacco smoking, adults aged 15+ (%)	2016	23	4	14
🩺	Raised blood pressure	X	Raised blood pressure, adults aged 18+ (%)	2015	22	22	22
👤	Diabetes	X	Raised blood glucose, adults aged 18+ (%)	2014	6	6	6
👤	Obesity	X	Obesity, adults aged 18+ (%)	2016	3	11	7
			Obesity, adolescents aged 10-19 (%)	2016	1	3	2
🏠	Ambient air pollution	-	Exceedance of WHO guidelines level for annual PM2.5 concentration (by a multiple of)	2016	-	-	2
🏠	Household air pollution	-	Population with primary reliance on polluting fuels and technologies (%)	2016	-	-	91

## SELECTED ADULT RISK FACTOR TRENDS



## NATIONAL SYSTEMS RESPONSE

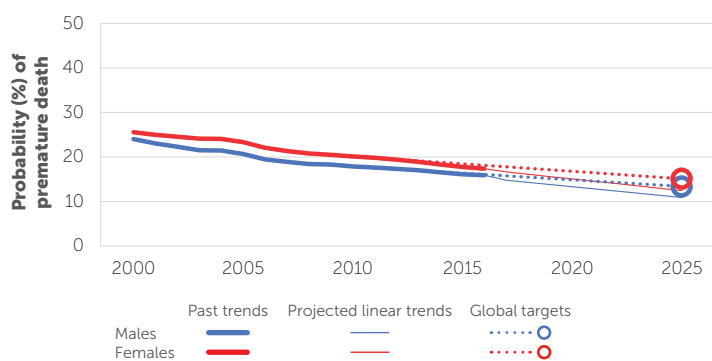
🩺	Drug therapy to prevent heart attacks and strokes	X	Proportion of population at high risk for CVD or with existing CVD (%)	-	...
			Proportion of high risk persons receiving any drug therapy and counselling to prevent heart attacks and strokes (%)	-	...
			Proportion of primary health care centres reported as offering CVD risk stratification	2017	More than 50%
			Reported having CVD guidelines that are utilized in at least 50% of health facilities	2017	Yes
📦	Essential NCD medicines and basic technologies to treat major NCDs	X	Number of essential NCD medicines reported as "generally available"	2017	5 out of 10
			Number of essential NCD technologies reported as "generally available"	2017	4 out of 6

... = no data available

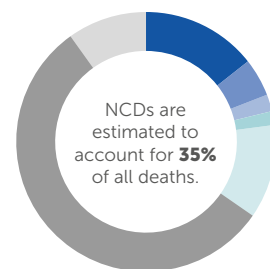
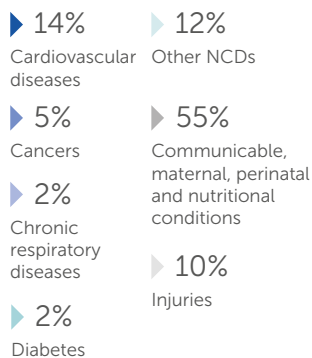
\* The mortality estimates for this country have a high degree of uncertainty because they are not based on any national NCD mortality data (see Explanatory Notes)

World Health Organization - Noncommunicable Diseases (NCD) Country Profiles, 2018.

## RISK OF PREMATURE DEATH DUE TO NCDs (%)\*



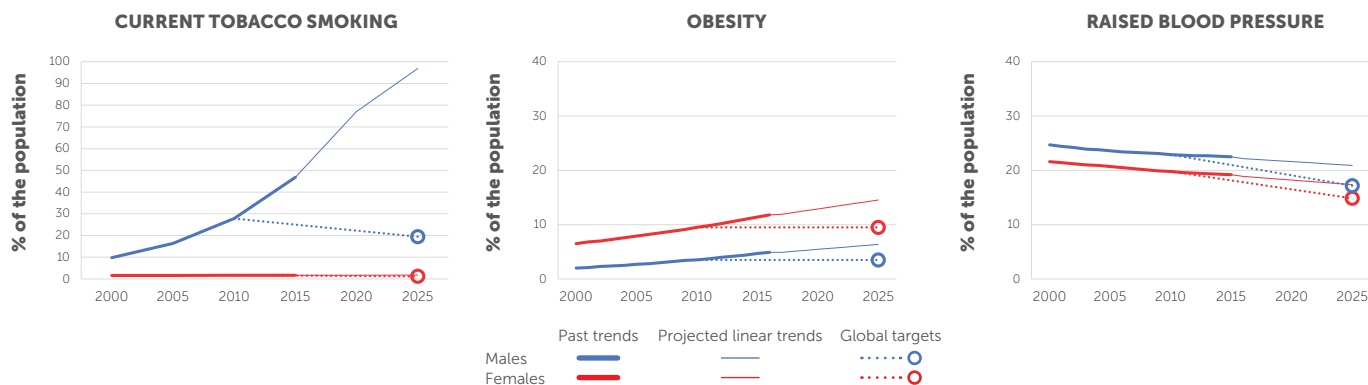
## PROPORTIONAL MORTALITY\*



**42 300 LIVES CAN BE SAVED BY 2025 BY IMPLEMENTING ALL OF THE WHO "BEST BUYS"**

MORTALITY*		NATIONAL TARGET SET		DATA YEAR	MALES	FEMALES	TOTAL
	<b>Premature mortality from NCDs</b>	X	Total NCD deaths	2016	6 300	7 000	13 300
			Risk of premature death between 30-70 years (%)	2016	16	17	17
	<b>Suicide mortality</b>	-	Suicide mortality rate (per 100 000 population)	2016	-	-	6
RISK FACTORS							
	<b>Harmful use of alcohol</b>	X	Total alcohol per capita consumption, adults aged 15+ (litres of pure alcohol)	2016	13	3	8
	<b>Physical inactivity</b>	X	Physical inactivity, adults aged 18+ (%)	2016	23	30	26
	<b>Salt/Sodium intake</b>	X	Mean population salt intake, adults aged 20+ (g/day)	2010	6	5	6
	<b>Tobacco use</b>	X	Current tobacco smoking, adults aged 15+ (%)	2016	52	2	27
	<b>Raised blood pressure</b>	X	Raised blood pressure, adults aged 18+ (%)	2015	23	19	21
	<b>Diabetes</b>	X	Raised blood glucose, adults aged 18+ (%)	2014	6	6	6
	<b>Obesity</b>	X	Obesity, adults aged 18+ (%)	2016	5	12	8
			Obesity, adolescents aged 10-19 (%)	2016	2	2	2
	<b>Ambient air pollution</b>	-	Exceedance of WHO guidelines level for annual PM2.5 concentration (by a multiple of)	2016	-	-	4
	<b>Household air pollution</b>	-	Population with primary reliance on polluting fuels and technologies (%)	2016	-	-	76

## SELECTED ADULT RISK FACTOR TRENDS



## NATIONAL SYSTEMS RESPONSE

	<b>Drug therapy to prevent heart attacks and strokes</b>	X	Proportion of population at high risk for CVD or with existing CVD (%)	-	...
			Proportion of high risk persons receiving any drug therapy and counselling to prevent heart attacks and strokes (%)	-	...
			Proportion of primary health care centres reported as offering CVD risk stratification	2017	25% to 50%
			Reported having CVD guidelines that are utilized in at least 50% of health facilities	2017	Yes
	<b>Essential NCD medicines and basic technologies to treat major NCDs</b>	X	Number of essential NCD medicines reported as "generally available"	2017	2 out of 10
			Number of essential NCD technologies reported as "generally available"	2017	4 out of 6

... = no data available

\* The mortality estimates for this country have a high degree of uncertainty because they are not based on any national NCD mortality data (see Explanatory Notes)

# COOK ISLANDS

2016 TOTAL POPULATION: 17 000












2016 TOTAL DEATHS: ...

## RISK OF PREMATURE DEATH DUE TO NCDs (%)†

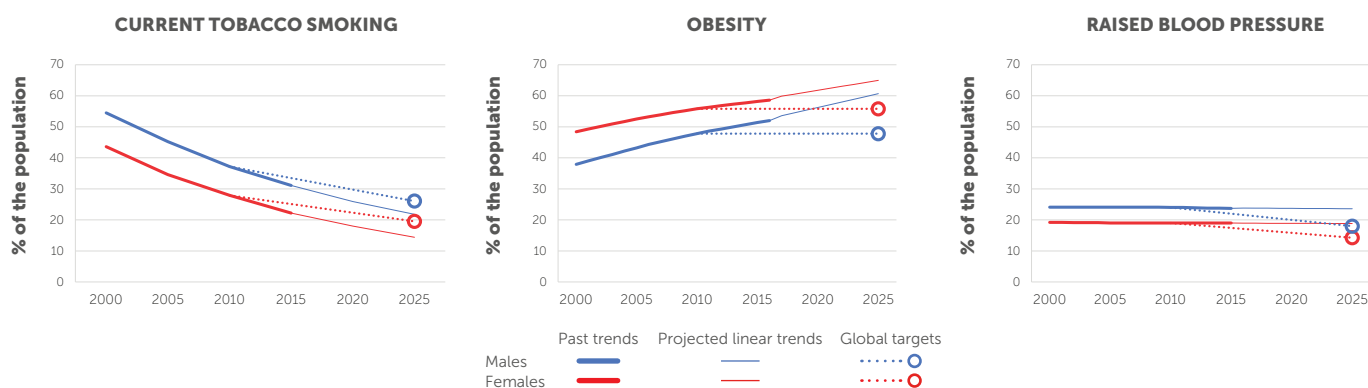
NO DATA AVAILABLE

## PROPORTIONAL MORTALITY†



NO DATA AVAILABLE

		NATIONAL TARGET SET		DATA YEAR	MALES	FEMALES	TOTAL
<b>MORTALITY†</b>							
	<b>Premature mortality from NCDs</b>	X	Total NCD deaths	2016	...	...	...
			Risk of premature death between 30-70 years (%)	2016	...	...	...
	<b>Suicide mortality</b>	-	Suicide mortality rate (per 100 000 population)	2016	-	-	...
<b>RISK FACTORS</b>							
	<b>Harmful use of alcohol</b>	✓	Total alcohol per capita consumption, adults aged 15+ (litres of pure alcohol)	2016	18	4	11
	<b>Physical inactivity</b>	✓	Physical inactivity, adults aged 18+ (%)	2016	11	30	21
	<b>Salt/Sodium intake</b>	✓	Mean population salt intake, adults aged 20+ (g/day)	2010	...	...	...
	<b>Tobacco use</b>	✓	Current tobacco smoking, adults aged 15+ (%)	2016	30	21	26
	<b>Raised blood pressure</b>	X	Raised blood pressure, adults aged 18+ (%)	2015	24	19	21
	<b>Diabetes</b>	X	Raised blood glucose, adults aged 18+ (%)	2014	27	26	27
	<b>Obesity</b>	✓	Obesity, adults aged 18+ (%)	2016	52	59	55
			Obesity, adolescents aged 10-19 (%)	2016	32	29	30
	<b>Ambient air pollution</b>	-	Exceedance of WHO guidelines level for annual PM2.5 concentration (by a multiple of)	2016	-	-	1
	<b>Household air pollution</b>	-	Population with primary reliance on polluting fuels and technologies (%)	2016	-	-	16

## SELECTED ADULT RISK FACTOR TRENDS



## NATIONAL SYSTEMS RESPONSE

	<b>Drug therapy to prevent heart attacks and strokes</b>	✓	Proportion of population at high risk for CVD or with existing CVD (%)	-	...	
			Proportion of high risk persons receiving any drug therapy and counselling to prevent heart attacks and strokes (%)	-	...	
			Proportion of primary health care centres reported as offering CVD risk stratification	2017		More than 50%
			Reported having CVD guidelines that are utilized in at least 50% of health facilities	2017		Yes
	<b>Essential NCD medicines and basic technologies to treat major NCDs</b>	✓	Number of essential NCD medicines reported as "generally available"	2017		10 out of 10
			Number of essential NCD technologies reported as "generally available"	2017		5 out of 6

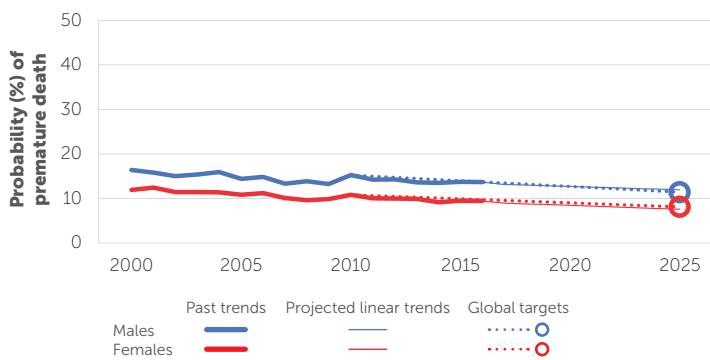
... = no data available  
† See Explanatory Notes

World Health Organization - Noncommunicable Diseases (NCD) Country Profiles, 2018.

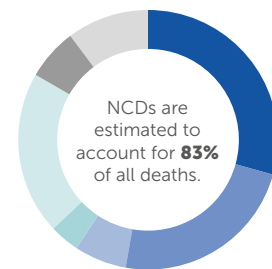
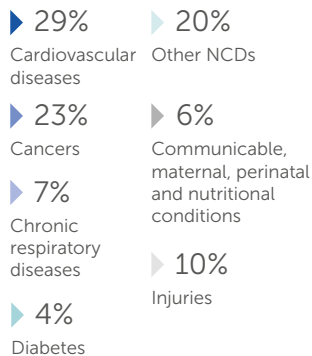
# COSTA RICA

2016 TOTAL POPULATION: 4 857 000  
2016 TOTAL DEATHS: 25 000

## RISK OF PREMATURE DEATH DUE TO NCDs (%)



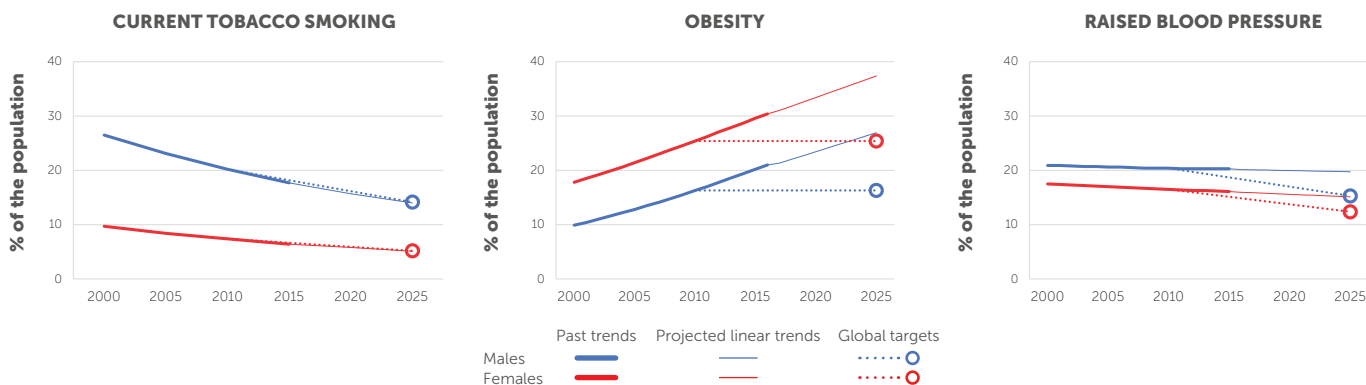
## PROPORTIONAL MORTALITY



16 000 LIVES CAN BE SAVED BY 2025 BY IMPLEMENTING ALL OF THE WHO "BEST BUYS"

MORTALITY		NATIONAL TARGET SET	DATA YEAR	MALES	FEMALES	TOTAL
Premature mortality from NCDs	✓	Total NCD deaths	2016	11 000	9 500	20 500
		Risk of premature death between 30-70 years (%)	2016	14	9	12
Suicide mortality	-	Suicide mortality rate (per 100 000 population)	2016	-	-	8
RISK FACTORS						
Harmful use of alcohol	X	Total alcohol per capita consumption, adults aged 15+ (litres of pure alcohol)	2016	8	1	5
Physical inactivity	✓	Physical inactivity, adults aged 18+ (%)	2016	38	55	46
Salt/Sodium intake	✓	Mean population salt intake, adults aged 20+ (g/day)	2010	8	8	8
Tobacco use	✓	Current tobacco smoking, adults aged 15+ (%)	2016	17	6	12
Raised blood pressure	X	Raised blood pressure, adults aged 18+ (%)	2015	20	16	18
Diabetes	X	Raised blood glucose, adults aged 18+ (%)	2014	8	9	9
Obesity	✓	Obesity, adults aged 18+ (%)	2016	21	30	26
		Obesity, adolescents aged 10-19 (%)	2016	11	11	11
Ambient air pollution	-	Exceedance of WHO guidelines level for annual PM2.5 concentration (by a multiple of)	2016	-	-	2
Household air pollution	-	Population with primary reliance on polluting fuels and technologies (%)	2016	-	-	7

## SELECTED ADULT RISK FACTOR TRENDS



## NATIONAL SYSTEMS RESPONSE

Drug therapy to prevent heart attacks and strokes	✓	Proportion of population at high risk for CVD or with existing CVD (%)	-	...
		Proportion of high risk persons receiving any drug therapy and counselling to prevent heart attacks and strokes (%)	-	...
		Proportion of primary health care centres reported as offering CVD risk stratification	2017	More than 50%
		Reported having CVD guidelines that are utilized in at least 50% of health facilities	2017	Yes
Essential NCD medicines and basic technologies to treat major NCDs	✓	Number of essential NCD medicines reported as "generally available"	2017	10 out of 10
		Number of essential NCD technologies reported as "generally available"	2017	6 out of 6

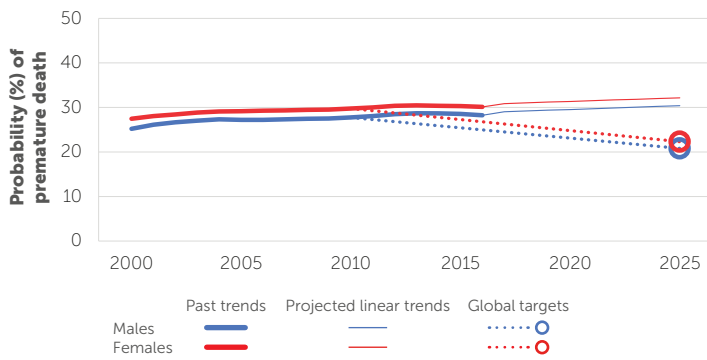
... = no data available

World Health Organization - Noncommunicable Diseases (NCD) Country Profiles, 2018.

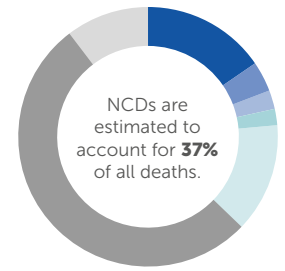
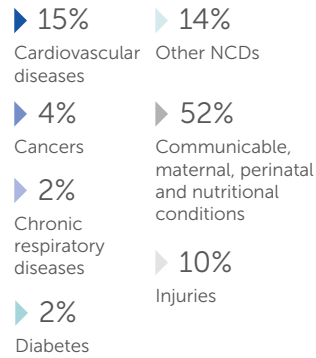
# CÔTE D'IVOIRE

2016 TOTAL POPULATION: 23 696 000  
2016 TOTAL DEATHS: 277 000

## RISK OF PREMATURE DEATH DUE TO NCDs (%)\*



## PROPORTIONAL MORTALITY\*




**13 800 LIVES CAN BE SAVED BY 2025 BY IMPLEMENTING ALL OF THE WHO "BEST BUYS"**

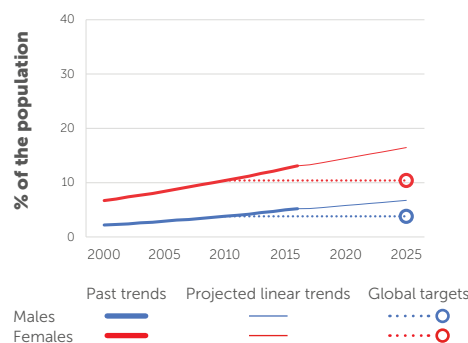
MORTALITY*		NATIONAL TARGET SET		DATA YEAR	MALES	FEMALES	TOTAL
	<b>Premature mortality from NCDs</b>	✓	Total NCD deaths	2016	55 400	47 500	102 900
			Risk of premature death between 30-70 years (%)	2016	28	30	29
	<b>Suicide mortality</b>	-	Suicide mortality rate (per 100 000 population)	2016	-	-	15
RISK FACTORS							
	<b>Harmful use of alcohol</b>	✓	Total alcohol per capita consumption, adults aged 15+ (litres of pure alcohol)	2016	14	2	8
	<b>Physical inactivity</b>	✓	Physical inactivity, adults aged 18+ (%)	2016	27	35	31
	<b>Salt/Sodium intake</b>	✓	Mean population salt intake, adults aged 20+ (g/day)	2010	7	7	7
	<b>Tobacco use</b>	✓	Current tobacco smoking, adults aged 15+ (%)	2016	...	...	...
	<b>Raised blood pressure</b>	✓	Raised blood pressure, adults aged 18+ (%)	2015	23	20	22
	<b>Diabetes</b>	✓	Raised blood glucose, adults aged 18+ (%)	2014	6	4	5
	<b>Obesity</b>	✓	Obesity, adults aged 18+ (%)	2016	5	13	9
			Obesity, adolescents aged 10-19 (%)	2016	2	4	3
	<b>Ambient air pollution</b>	-	Exceedance of WHO guidelines level for annual PM2.5 concentration (by a multiple of)	2016	-	-	2
	<b>Household air pollution</b>	-	Population with primary reliance on polluting fuels and technologies (%)	2016	-	-	82

## SELECTED ADULT RISK FACTOR TRENDS

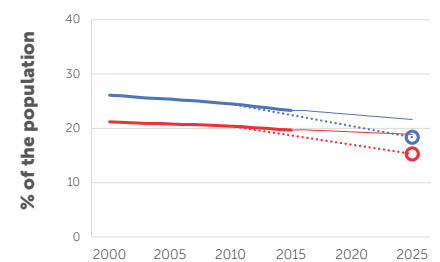
### CURRENT TOBACCO SMOKING



### OBESITY



### RAISED BLOOD PRESSURE



## NATIONAL SYSTEMS RESPONSE

	<b>Drug therapy to prevent heart attacks and strokes</b>	✓	Proportion of population at high risk for CVD or with existing CVD (%)	-	...
			Proportion of high risk persons receiving any drug therapy and counselling to prevent heart attacks and strokes (%)	-	...
			Proportion of primary health care centres reported as offering CVD risk stratification	2017	Less than 25%
			Reported having CVD guidelines that are utilized in at least 50% of health facilities	2017	No
	<b>Essential NCD medicines and basic technologies to treat major NCDs</b>	✓	Number of essential NCD medicines reported as "generally available"	2017	3 out of 10
			Number of essential NCD technologies reported as "generally available"	2017	4 out of 6

... = no data available

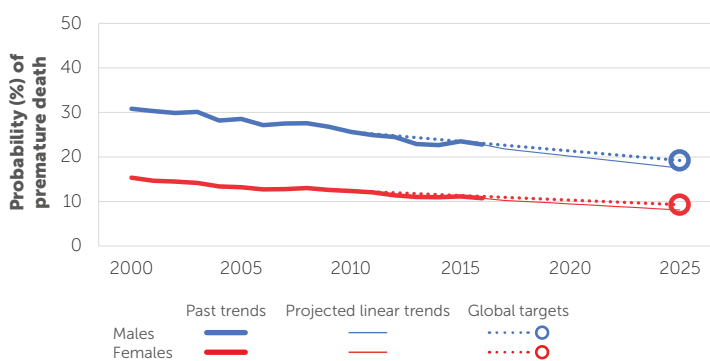
\* The mortality estimates for this country have a high degree of uncertainty because they are not based on any national NCD mortality data (see Explanatory Notes)

World Health Organization - Noncommunicable Diseases (NCD) Country Profiles, 2018.

# CROATIA

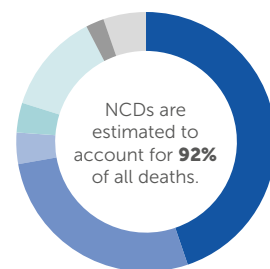
2016 TOTAL POPULATION: 4 213 000  
2016 TOTAL DEATHS: 52 000

## RISK OF PREMATURE DEATH DUE TO NCDs (%)



## PROPORTIONAL MORTALITY

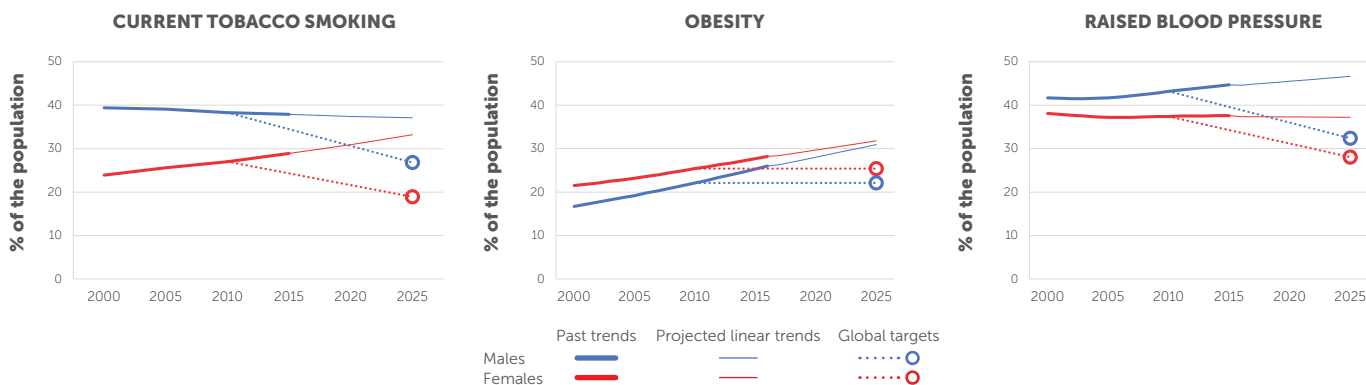
- ▶ 45% Cardiovascular diseases
- ▶ 27% Cancers
- ▶ 4% Chronic respiratory diseases
- ▶ 4% Diabetes
- ▶ 13% Other NCDs
- ▶ 2% Communicable, maternal, perinatal and nutritional conditions
- ▶ 5% Injuries



**13 800 LIVES CAN BE SAVED BY 2025 BY IMPLEMENTING ALL OF THE WHO "BEST BUYS"**

		NATIONAL TARGET SET		DATA YEAR	MALES	FEMALES	TOTAL
<b>MORTALITY</b>							
	<b>Premature mortality from NCDs</b>	X	Total NCD deaths	2016	23 200	24 500	47 600
			Risk of premature death between 30-70 years (%)	2016	23	11	17
	<b>Suicide mortality</b>	-	Suicide mortality rate (per 100 000 population)	2016	-	-	16
<b>RISK FACTORS</b>							
	<b>Harmful use of alcohol</b>	X	Total alcohol per capita consumption, adults aged 15+ (litres of pure alcohol)	2016	15	3	9
	<b>Physical inactivity</b>	X	Physical inactivity, adults aged 18+ (%)	2016	28	39	33
	<b>Salt/Sodium intake</b>	X	Mean population salt intake, adults aged 20+ (g/day)	2010	10	9	9
	<b>Tobacco use</b>	X	Current tobacco smoking, adults aged 15+ (%)	2016	38	29	33
	<b>Raised blood pressure</b>	X	Raised blood pressure, adults aged 18+ (%)	2015	45	38	41
	<b>Diabetes</b>	X	Raised blood glucose, adults aged 18+ (%)	2014	11	9	10
	<b>Obesity</b>	X	Obesity, adults aged 18+ (%)	2016	26	28	27
			Obesity, adolescents aged 10-19 (%)	2016	12	6	9
	<b>Ambient air pollution</b>	-	Exceedance of WHO guidelines level for annual PM2.5 concentration (by a multiple of)	2016	-	-	2
	<b>Household air pollution</b>	-	Population with primary reliance on polluting fuels and technologies (%)	2016	-	-	7

## SELECTED ADULT RISK FACTOR TRENDS



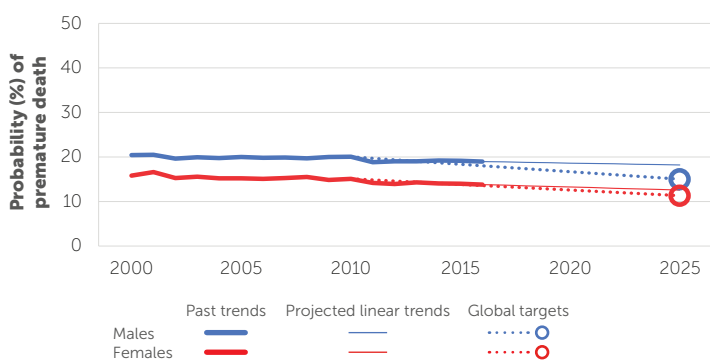
## NATIONAL SYSTEMS RESPONSE

	<b>Drug therapy to prevent heart attacks and strokes</b>	X	Proportion of population at high risk for CVD or with existing CVD (%)	-	...
			Proportion of high risk persons receiving any drug therapy and counselling to prevent heart attacks and strokes (%)	-	...
			Proportion of primary health care centres reported as offering CVD risk stratification	2017	More than 50%
			Reported having CVD guidelines that are utilized in at least 50% of health facilities	2017	Yes
	<b>Essential NCD medicines and basic technologies to treat major NCDs</b>	X	Number of essential NCD medicines reported as "generally available"	2017	10 out of 10
			Number of essential NCD technologies reported as "generally available"	2017	6 out of 6

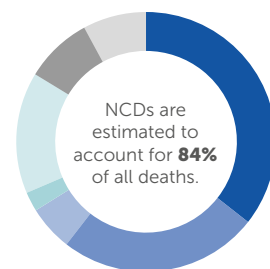
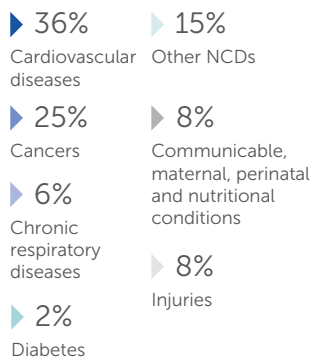
... = no data available

World Health Organization - Noncommunicable Diseases (NCD) Country Profiles, 2018.

## RISK OF PREMATURE DEATH DUE TO NCDs (%)



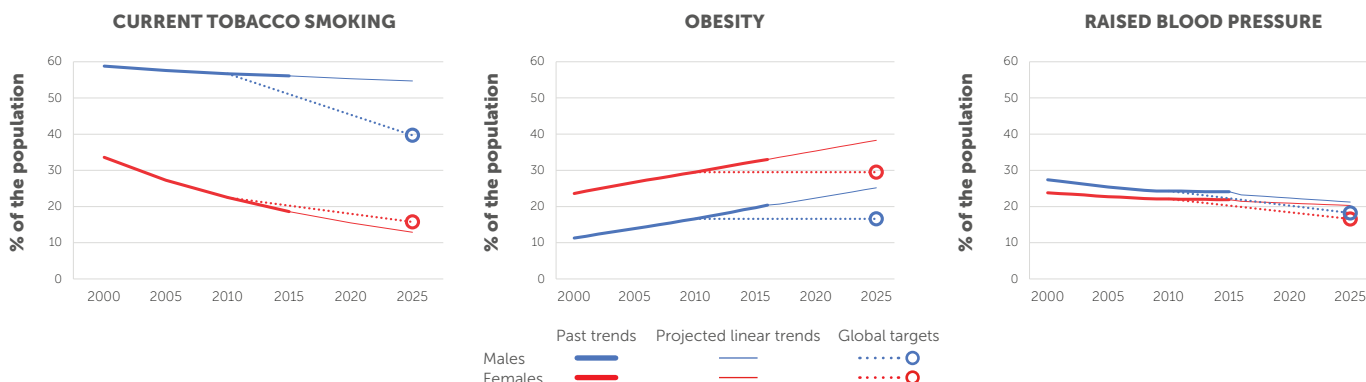
## PROPORTIONAL MORTALITY



## 4 400 LIVES CAN BE SAVED BY 2025 BY IMPLEMENTING ALL OF THE WHO "BEST BUYS"

		NATIONAL TARGET SET		DATA YEAR	MALES	FEMALES	TOTAL
<b>MORTALITY</b>							
	<b>Premature mortality from NCDs</b>	✓	Total NCD deaths	2016	44 200	38 300	82 400
			Risk of premature death between 30-70 years (%)	2016	19	14	16
	<b>Suicide mortality</b>	-	Suicide mortality rate (per 100 000 population)	2016	-	-	14
<b>RISK FACTORS</b>							
	<b>Harmful use of alcohol</b>	✓	Total alcohol per capita consumption, adults aged 15+ (litres of pure alcohol)	2016	10	2	6
	<b>Physical inactivity</b>	✓	Physical inactivity, adults aged 18+ (%)	2016	32	44	38
	<b>Salt/Sodium intake</b>	✓	Mean population salt intake, adults aged 20+ (g/day)	2010	7	6	7
	<b>Tobacco use</b>	✓	Current tobacco smoking, adults aged 15+ (%)	2016	55	18	37
	<b>Raised blood pressure</b>	✓	Raised blood pressure, adults aged 18+ (%)	2015	24	22	23
	<b>Diabetes</b>	✓	Raised blood glucose, adults aged 18+ (%)	2014	9	12	10
	<b>Obesity</b>	✓	Obesity, adults aged 18+ (%)	2016	20	33	27
			Obesity, adolescents aged 10-19 (%)	2016	11	9	10
	<b>Ambient air pollution</b>	-	Exceedance of WHO guidelines level for annual PM2.5 concentration (by a multiple of)	2016	-	-	2
	<b>Household air pollution</b>	-	Population with primary reliance on polluting fuels and technologies (%)	2016	-	-	21

## SELECTED ADULT RISK FACTOR TRENDS



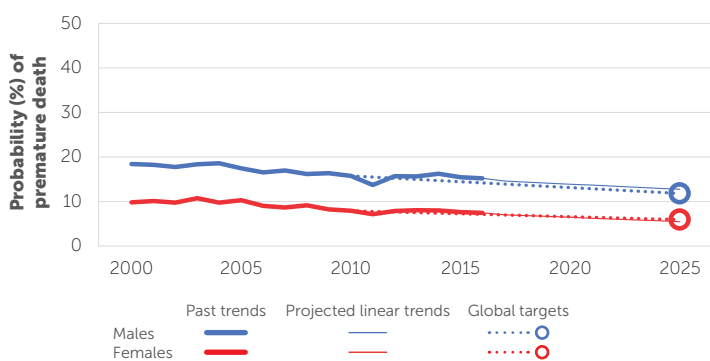
## NATIONAL SYSTEMS RESPONSE

		Proportion of population at high risk for CVD or with existing CVD (%)	-	...
	<b>Drug therapy to prevent heart attacks and strokes</b>	Proportion of high risk persons receiving any drug therapy and counselling to prevent heart attacks and strokes (%)	-	...
		Proportion of primary health care centres reported as offering CVD risk stratification	2017	More than 50%
		Reported having CVD guidelines that are utilized in at least 50% of health facilities	2017	Yes
	<b>Essential NCD medicines and basic technologies to treat major NCDs</b>	Number of essential NCD medicines reported as "generally available"	2017	9 out of 10
		Number of essential NCD technologies reported as "generally available"	2017	6 out of 6

# CYPRUS

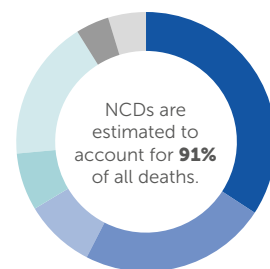
2016 TOTAL POPULATION: 1 170 000  
2016 TOTAL DEATHS: 8 300

## RISK OF PREMATURE DEATH DUE TO NCDs (%)



## PROPORTIONAL MORTALITY

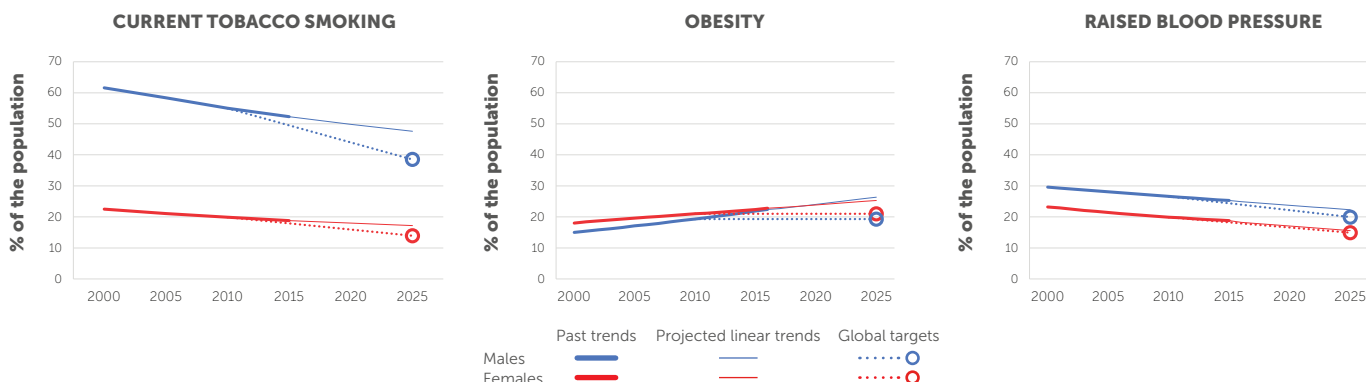
- ▶ 34% Cardiovascular diseases
- ▶ 23% Cancers
- ▶ 9% Chronic respiratory diseases
- ▶ 7% Diabetes
- ▶ 18% Other NCDs
- ▶ 4% Communicable, maternal, perinatal and nutritional conditions
- ▶ 5% Injuries



40 200 LIVES CAN BE SAVED BY 2025 BY IMPLEMENTING ALL OF THE WHO "BEST BUYS"

MORTALITY		NATIONAL TARGET SET		DATA YEAR	MALES	FEMALES	TOTAL
📄	Premature mortality from NCDs	X	Total NCD deaths	2016	4 000	3 500	7 500
			Risk of premature death between 30-70 years (%)	2016	15	7	11
👤	Suicide mortality	-	Suicide mortality rate (per 100 000 population)	2016	-	-	5
RISK FACTORS							
🍷	Harmful use of alcohol	X	Total alcohol per capita consumption, adults aged 15+ (litres of pure alcohol)	2016	17	4	11
🚶	Physical inactivity	X	Physical inactivity, adults aged 18+ (%)	2016	39	52	45
🧂	Salt/Sodium intake	X	Mean population salt intake, adults aged 20+ (g/day)	2010	11	10	10
🚬	Tobacco use	X	Current tobacco smoking, adults aged 15+ (%)	2016	52	19	36
🩺	Raised blood pressure	X	Raised blood pressure, adults aged 18+ (%)	2015	25	19	22
👤	Diabetes	X	Raised blood glucose, adults aged 18+ (%)	2014	9	7	8
👤	Obesity	X	Obesity, adults aged 18+ (%)	2016	22	23	23
			Obesity, adolescents aged 10-19 (%)	2016	14	7	11
🏠	Ambient air pollution	-	Exceedance of WHO guidelines level for annual PM2.5 concentration (by a multiple of)	2016	-	-	2
🏠	Household air pollution	-	Population with primary reliance on polluting fuels and technologies (%)	2016	-	-	<5

## SELECTED ADULT RISK FACTOR TRENDS



## NATIONAL SYSTEMS RESPONSE

🩺	Drug therapy to prevent heart attacks and strokes	X	Proportion of population at high risk for CVD or with existing CVD (%)	-	...
			Proportion of high risk persons receiving any drug therapy and counselling to prevent heart attacks and strokes (%)	-	...
			Proportion of primary health care centres reported as offering CVD risk stratification	2017	Don't know
			Reported having CVD guidelines that are utilized in at least 50% of health facilities	2017	No
📄	Essential NCD medicines and basic technologies to treat major NCDs	X	Number of essential NCD medicines reported as "generally available"	2017	10 out of 10
			Number of essential NCD technologies reported as "generally available"	2017	6 out of 6

... = no data available

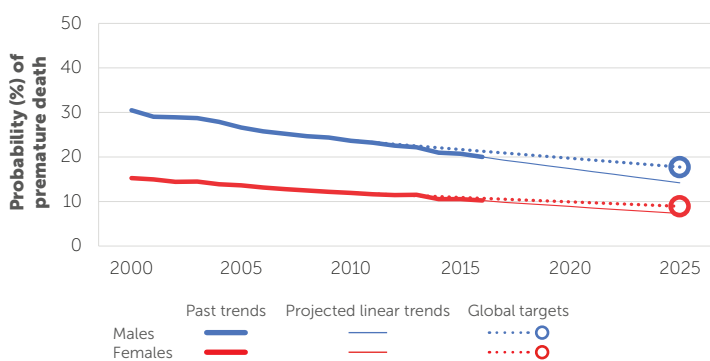
World Health Organization - Noncommunicable Diseases (NCD) Country Profiles, 2018.



# CZECHIA

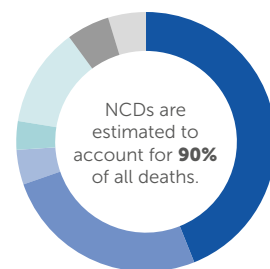
2016 TOTAL POPULATION: 10 611 000  
2016 TOTAL DEATHS: 108 000

## RISK OF PREMATURE DEATH DUE TO NCDs (%)



## PROPORTIONAL MORTALITY

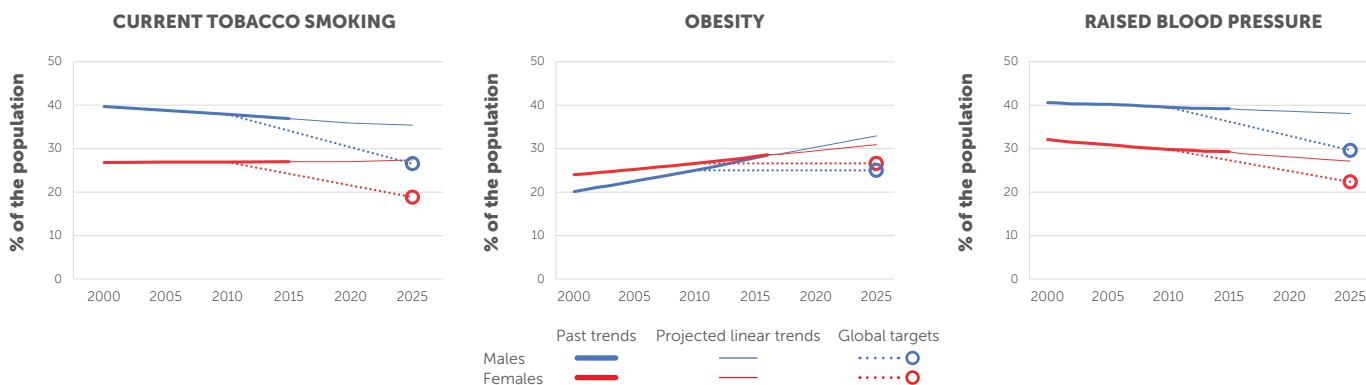
- ▶ 44% Cardiovascular diseases
- ▶ 26% Cancers
- ▶ 4% Chronic respiratory diseases
- ▶ 4% Diabetes
- ▶ 12% Other NCDs
- ▶ 5% Communicable, maternal, perinatal and nutritional conditions
- ▶ 5% Injuries



**25 600 LIVES CAN BE SAVED BY 2025 BY IMPLEMENTING ALL OF THE WHO "BEST BUYS"**

MORTALITY		NATIONAL TARGET SET		DATA YEAR	MALES	FEMALES	TOTAL
📊	Premature mortality from NCDs	X	Total NCD deaths	2016	48 600	48 300	96 900
			Risk of premature death between 30-70 years (%)	2016	20	10	15
👤	Suicide mortality	-	Suicide mortality rate (per 100 000 population)	2016	-	-	13
RISK FACTORS							
🍷	Harmful use of alcohol	✓	Total alcohol per capita consumption, adults aged 15+ (litres of pure alcohol)	2016	23	6	14
🚶	Physical inactivity	X	Physical inactivity, adults aged 18+ (%)	2016	30	36	33
🧂	Salt/Sodium intake	✓	Mean population salt intake, adults aged 20+ (g/day)	2010	11	10	10
🚬	Tobacco use	✓	Current tobacco smoking, adults aged 15+ (%)	2016	37	27	32
🩺	Raised blood pressure	✓	Raised blood pressure, adults aged 18+ (%)	2015	39	29	34
👤	Diabetes	✓	Raised blood glucose, adults aged 18+ (%)	2014	10	9	10
👤	Obesity	✓	Obesity, adults aged 18+ (%)	2016	29	29	29
			Obesity, adolescents aged 10-19 (%)	2016	11	5	8
🏠	Ambient air pollution	-	Exceedance of WHO guidelines level for annual PM2.5 concentration (by a multiple of)	2016	-	-	2
🏠	Household air pollution	-	Population with primary reliance on polluting fuels and technologies (%)	2016	-	-	<5

## SELECTED ADULT RISK FACTOR TRENDS

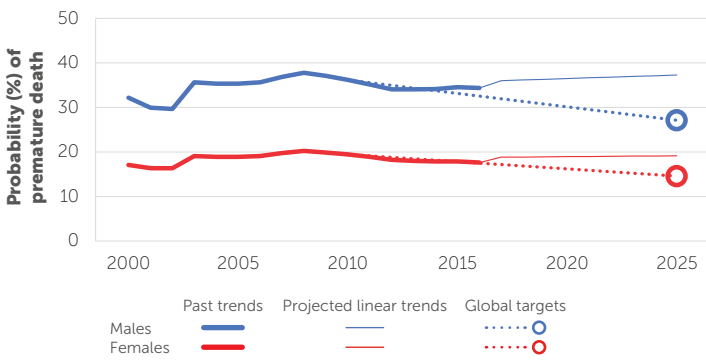


## NATIONAL SYSTEMS RESPONSE

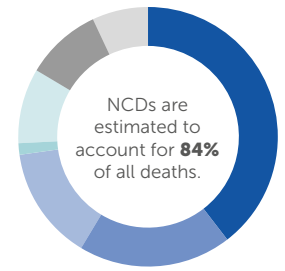
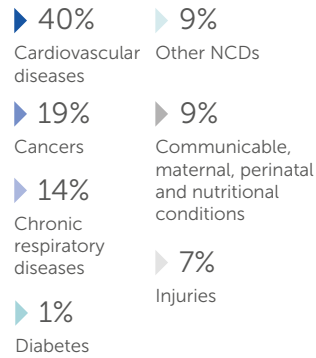
👤	Drug therapy to prevent heart attacks and strokes	X	Proportion of population at high risk for CVD or with existing CVD (%)	-	...
			Proportion of high risk persons receiving any drug therapy and counselling to prevent heart attacks and strokes (%)	-	...
			Proportion of primary health care centres reported as offering CVD risk stratification	2017	More than 50%
			Reported having CVD guidelines that are utilized in at least 50% of health facilities	2017	Yes
📦	Essential NCD medicines and basic technologies to treat major NCDs	X	Number of essential NCD medicines reported as "generally available"	2017	10 out of 10
			Number of essential NCD technologies reported as "generally available"	2017	6 out of 6

... = no data available

## RISK OF PREMATURE DEATH DUE TO NCDs (%)\*



## PROPORTIONAL MORTALITY\*




**28 400 LIVES CAN BE SAVED BY 2025 BY IMPLEMENTING ALL OF THE WHO "BEST BUYS"**

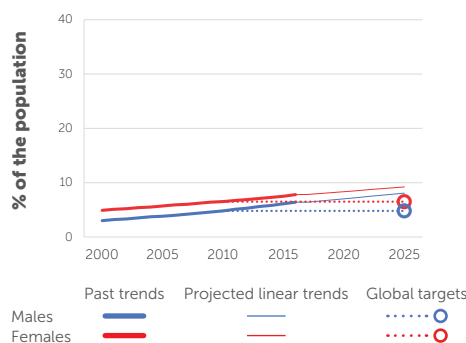
MORTALITY*		NATIONAL TARGET SET	DATA YEAR	MALES	FEMALES	TOTAL
Premature mortality from NCDs	✓	Total NCD deaths	2016	94 100	92 000	186 100
		Risk of premature death between 30-70 years (%)	2016	34	18	26
Suicide mortality	-	Suicide mortality rate (per 100 000 population)	2016	-	-	11
RISK FACTORS						
Harmful use of alcohol	✓	Total alcohol per capita consumption, adults aged 15+ (litres of pure alcohol)	2016	7	1	4
Physical inactivity	✓	Physical inactivity, adults aged 18+ (%)	2016	...	...	...
Salt/Sodium intake	✓	Mean population salt intake, adults aged 20+ (g/day)	2010	10	9	10
Tobacco use	✓	Current tobacco smoking, adults aged 15+ (%)	2016	...	...	...
Raised blood pressure	✓	Raised blood pressure, adults aged 18+ (%)	2015	19	19	19
Diabetes	✓	Raised blood glucose, adults aged 18+ (%)	2014	6	7	6
Obesity	✓	Obesity, adults aged 18+ (%)	2016	6	8	7
		Obesity, adolescents aged 10-19 (%)	2016	10	5	7
Ambient air pollution	-	Exceedance of WHO guidelines level for annual PM2.5 concentration (by a multiple of)	2016	-	-	3
Household air pollution	-	Population with primary reliance on polluting fuels and technologies (%)	2016	-	-	89

## SELECTED ADULT RISK FACTOR TRENDS

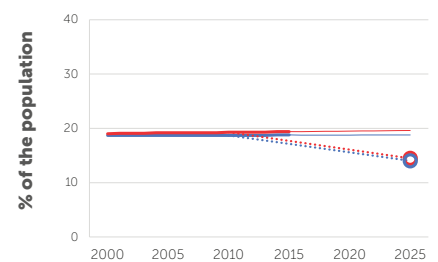
### CURRENT TOBACCO SMOKING



### OBESITY



### RAISED BLOOD PRESSURE



## NATIONAL SYSTEMS RESPONSE

Drug therapy to prevent heart attacks and strokes	✓	Proportion of population at high risk for CVD or with existing CVD (%)	-	...
		Proportion of high risk persons receiving any drug therapy and counselling to prevent heart attacks and strokes (%)	-	...
		Proportion of primary health care centres reported as offering CVD risk stratification	2017	25% to 50%
		Reported having CVD guidelines that are utilized in at least 50% of health facilities	2017	Yes
Essential NCD medicines and basic technologies to treat major NCDs	✓	Number of essential NCD medicines reported as "generally available"	2017	5 out of 10
		Number of essential NCD technologies reported as "generally available"	2017	3 out of 6

... = no data available

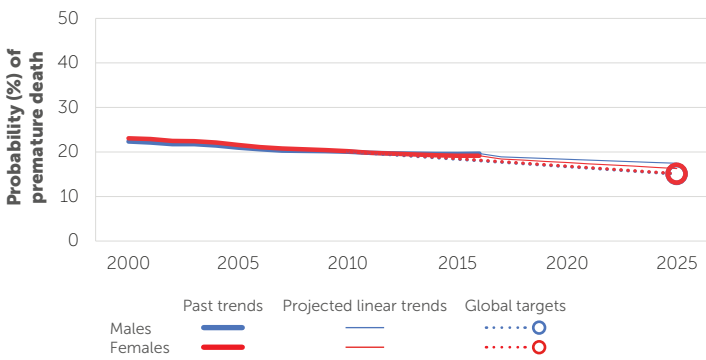
\* The mortality estimates for this country have a high degree of uncertainty because they are not based on any national NCD mortality data (see Explanatory Notes)

World Health Organization - Noncommunicable Diseases (NCD) Country Profiles, 2018.

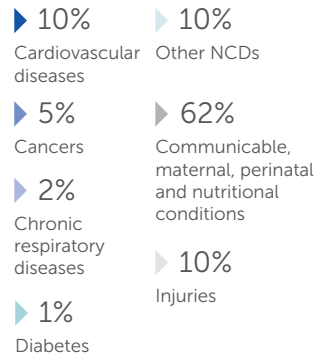
# DEMOCRATIC REPUBLIC OF THE CONGO

2016 TOTAL POPULATION: 78 736 000  
2016 TOTAL DEATHS: 741 000

## RISK OF PREMATURE DEATH DUE TO NCDs (%)\*



## PROPORTIONAL MORTALITY\*




## 3 200 LIVES CAN BE SAVED BY 2025 BY IMPLEMENTING ALL OF THE WHO "BEST BUYS"

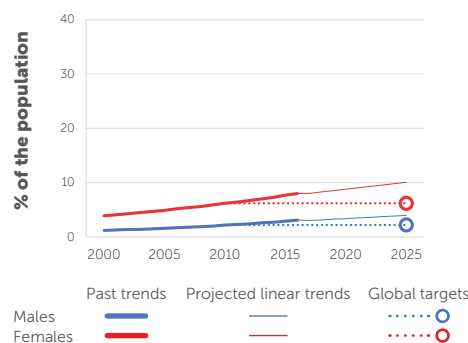
MORTALITY*		NATIONAL TARGET SET		DATA YEAR	MALES	FEMALES	TOTAL
	<b>Premature mortality from NCDs</b>	X	Total NCD deaths	2016	100 500	107 000	207 500
			Risk of premature death between 30-70 years (%)	2016	20	19	19
	<b>Suicide mortality</b>	-	Suicide mortality rate (per 100 000 population)	2016	-	-	6
RISK FACTORS							
	<b>Harmful use of alcohol</b>	X	Total alcohol per capita consumption, adults aged 15+ (litres of pure alcohol)	2016	4	1	3
	<b>Physical inactivity</b>	X	Physical inactivity, adults aged 18+ (%)	2016	19	25	22
	<b>Salt/Sodium intake</b>	X	Mean population salt intake, adults aged 20+ (g/day)	2010	6	6	6
	<b>Tobacco use</b>	X	Current tobacco smoking, adults aged 15+ (%)	2016	...	...	...
	<b>Raised blood pressure</b>	X	Raised blood pressure, adults aged 18+ (%)	2015	23	21	22
	<b>Diabetes</b>	X	Raised blood glucose, adults aged 18+ (%)	2014	4	4	4
	<b>Obesity</b>	X	Obesity, adults aged 18+ (%)	2016	3	8	6
			Obesity, adolescents aged 10-19 (%)	2016	1	2	2
	<b>Ambient air pollution</b>	-	Exceedance of WHO guidelines level for annual PM2.5 concentration (by a multiple of)	2016	-	-	4
	<b>Household air pollution</b>	-	Population with primary reliance on polluting fuels and technologies (%)	2016	-	-	>95

## SELECTED ADULT RISK FACTOR TRENDS

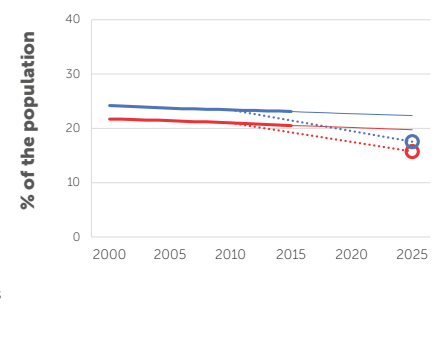
### CURRENT TOBACCO SMOKING



### OBESITY



### RAISED BLOOD PRESSURE



## NATIONAL SYSTEMS RESPONSE

	<b>Drug therapy to prevent heart attacks and strokes</b>	X	Proportion of population at high risk for CVD or with existing CVD (%)	-	...
			Proportion of high risk persons receiving any drug therapy and counselling to prevent heart attacks and strokes (%)	-	...
			Proportion of primary health care centres reported as offering CVD risk stratification	2017	None
			Reported having CVD guidelines that are utilized in at least 50% of health facilities	2017	Don't know
	<b>Essential NCD medicines and basic technologies to treat major NCDs</b>	X	Number of essential NCD medicines reported as "generally available"	2017	3 out of 10
			Number of essential NCD technologies reported as "generally available"	2017	2 out of 6

... = no data available

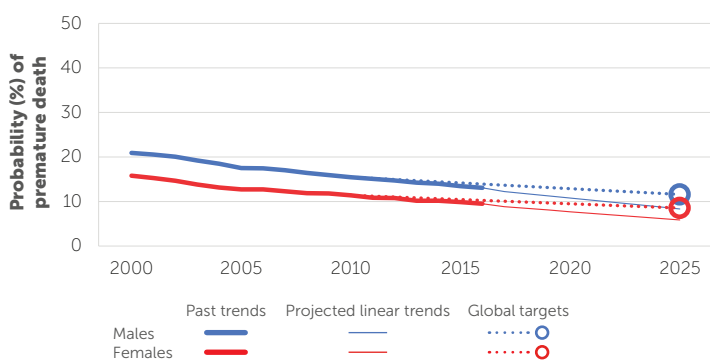
\* The mortality estimates for this country have a high degree of uncertainty because they are not based on any national NCD mortality data (see Explanatory Notes)

World Health Organization - Noncommunicable Diseases (NCD) Country Profiles, 2018.

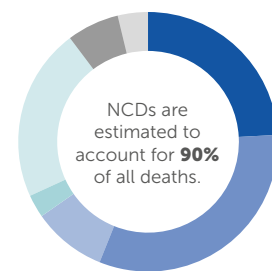
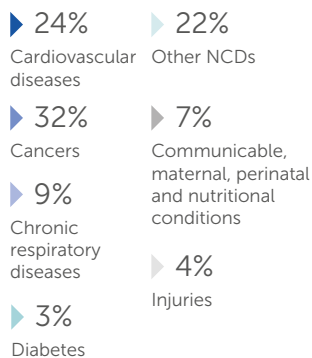
# DENMARK

2016 TOTAL POPULATION: 5 712 000  
2016 TOTAL DEATHS: 52 000

## RISK OF PREMATURE DEATH DUE TO NCDs (%)



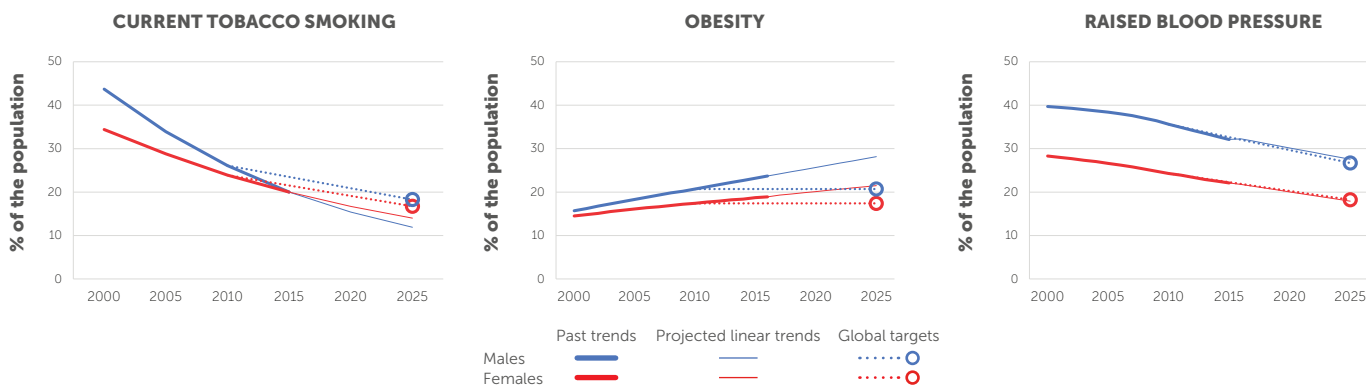
## PROPORTIONAL MORTALITY



### 1 000 LIVES CAN BE SAVED BY 2025 BY IMPLEMENTING ALL OF THE WHO "BEST BUYS"

MORTALITY		NATIONAL TARGET SET		DATA YEAR	MALES	FEMALES	TOTAL
	<b>Premature mortality from NCDs</b>	X	Total NCD deaths	2016	23 300	23 100	46 400
			Risk of premature death between 30-70 years (%)	2016	13	9	11
	<b>Suicide mortality</b>	-	Suicide mortality rate (per 100 000 population)	2016	-	-	13
RISK FACTORS							
	<b>Harmful use of alcohol</b>	X	Total alcohol per capita consumption, adults aged 15+ (litres of pure alcohol)	2016	17	4	10
	<b>Physical inactivity</b>	X	Physical inactivity, adults aged 18+ (%)	2016	28	34	31
	<b>Salt/Sodium intake</b>	X	Mean population salt intake, adults aged 20+ (g/day)	2010	9	8	8
	<b>Tobacco use</b>	X	Current tobacco smoking, adults aged 15+ (%)	2016	19	19	19
	<b>Raised blood pressure</b>	X	Raised blood pressure, adults aged 18+ (%)	2015	32	22	27
	<b>Diabetes</b>	X	Raised blood glucose, adults aged 18+ (%)	2014	7	5	6
	<b>Obesity</b>	X	Obesity, adults aged 18+ (%)	2016	24	19	21
			Obesity, adolescents aged 10-19 (%)	2016	8	4	6
	<b>Ambient air pollution</b>	-	Exceedance of WHO guidelines level for annual PM2.5 concentration (by a multiple of)	2016	-	-	1
	<b>Household air pollution</b>	-	Population with primary reliance on polluting fuels and technologies (%)	2016	-	-	<5

## SELECTED ADULT RISK FACTOR TRENDS



## NATIONAL SYSTEMS RESPONSE

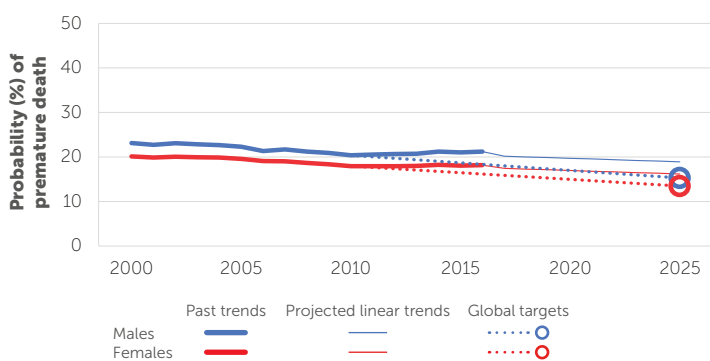
	<b>Drug therapy to prevent heart attacks and strokes</b>	X	Proportion of population at high risk for CVD or with existing CVD (%)	-	...
			Proportion of high risk persons receiving any drug therapy and counselling to prevent heart attacks and strokes (%)	-	...
			Proportion of primary health care centres reported as offering CVD risk stratification	2017	More than 50%
			Reported having CVD guidelines that are utilized in at least 50% of health facilities	2017	Yes
	<b>Essential NCD medicines and basic technologies to treat major NCDs</b>	X	Number of essential NCD medicines reported as "generally available"	2017	10 out of 10
			Number of essential NCD technologies reported as "generally available"	2017	6 out of 6

... = no data available

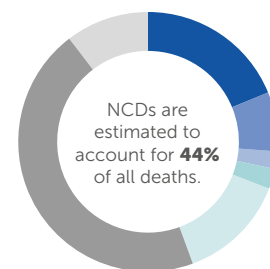
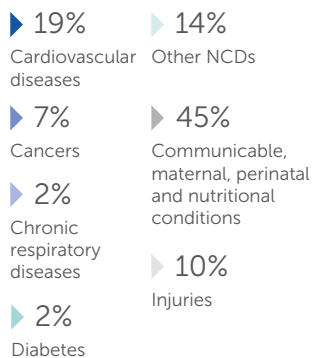
# DJIBOUTI

2016 TOTAL POPULATION: 942 000  
2016 TOTAL DEATHS: 7 400

## RISK OF PREMATURE DEATH DUE TO NCDs (%)\*



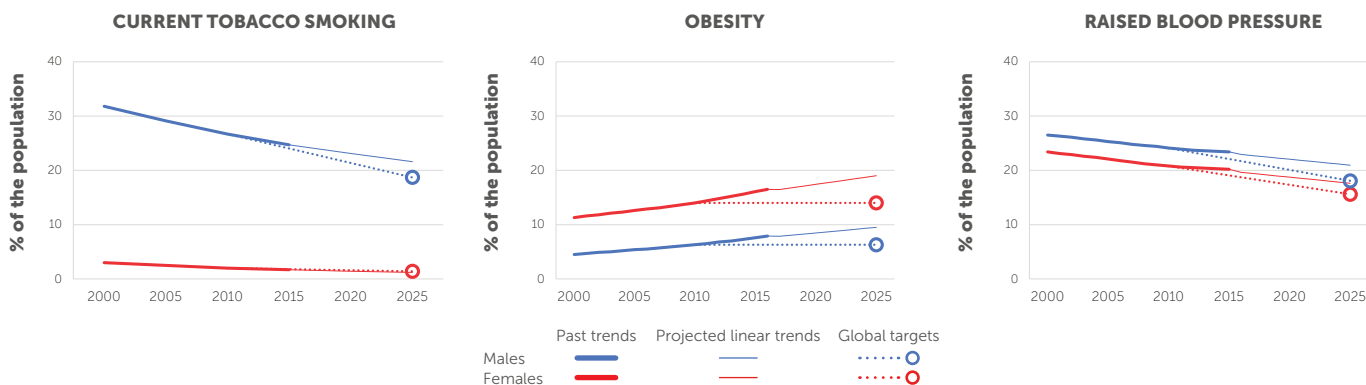
## PROPORTIONAL MORTALITY\*



## 600 LIVES CAN BE SAVED BY 2025 BY IMPLEMENTING ALL OF THE WHO "BEST BUYS"

MORTALITY*		NATIONAL TARGET SET		DATA YEAR	MALES	FEMALES	TOTAL
	<b>Premature mortality from NCDs</b>	X	Total NCD deaths	2016	1 700	1 600	3 300
			Risk of premature death between 30-70 years (%)	2016	21	18	20
	<b>Suicide mortality</b>	-	Suicide mortality rate (per 100 000 population)	2016	-	-	7
RISK FACTORS							
	<b>Harmful use of alcohol</b>	X	Total alcohol per capita consumption, adults aged 15+ (litres of pure alcohol)	2016	1	0	1
	<b>Physical inactivity</b>	X	Physical inactivity, adults aged 18+ (%)	2016	...	...	...
	<b>Salt/Sodium intake</b>	X	Mean population salt intake, adults aged 20+ (g/day)	2010	6	6	6
	<b>Tobacco use</b>	X	Current tobacco smoking, adults aged 15+ (%)	2016	24	2	13
	<b>Raised blood pressure</b>	X	Raised blood pressure, adults aged 18+ (%)	2015	23	20	22
	<b>Diabetes</b>	X	Raised blood glucose, adults aged 18+ (%)	2014	7	6	6
	<b>Obesity</b>	X	Obesity, adults aged 18+ (%)	2016	8	17	12
			Obesity, adolescents aged 10-19 (%)	2016	4	5	4
	<b>Ambient air pollution</b>	-	Exceedance of WHO guidelines level for annual PM2.5 concentration (by a multiple of)	2016	-	-	4
	<b>Household air pollution</b>	-	Population with primary reliance on polluting fuels and technologies (%)	2016	-	-	88

## SELECTED ADULT RISK FACTOR TRENDS



## NATIONAL SYSTEMS RESPONSE

	<b>Drug therapy to prevent heart attacks and strokes</b>	X	Proportion of population at high risk for CVD or with existing CVD (%)	-	...
			Proportion of high risk persons receiving any drug therapy and counselling to prevent heart attacks and strokes (%)	-	...
			Proportion of primary health care centres reported as offering CVD risk stratification	2017	None
			Reported having CVD guidelines that are utilized in at least 50% of health facilities	2017	No
	<b>Essential NCD medicines and basic technologies to treat major NCDs</b>	X	Number of essential NCD medicines reported as "generally available"	2017	7 out of 10
			Number of essential NCD technologies reported as "generally available"	2017	6 out of 6

... = no data available

\* The mortality estimates for this country have a high degree of uncertainty because they are not based on any national NCD mortality data (see Explanatory Notes)












World Health Organization - Noncommunicable Diseases (NCD) Country Profiles, 2018.

## RISK OF PREMATURE DEATH DUE TO NCDS (%)†

## PROPORTIONAL MORTALITY†

NO DATA AVAILABLE

NO DATA AVAILABLE

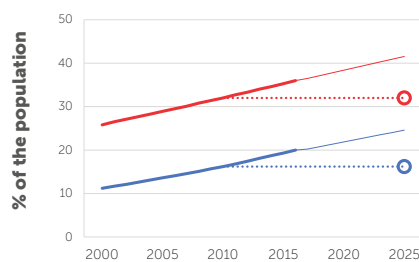
		NATIONAL TARGET SET		DATA YEAR	MALES	FEMALES	TOTAL
<b>MORTALITY†</b>							
	<b>Premature mortality from NCDs</b>	✓	Total NCD deaths	2016	...	...	...
			Risk of premature death between 30-70 years (%)	2016	...	...	...
	<b>Suicide mortality</b>	-	Suicide mortality rate (per 100 000 population)	2016	-	-	...
<b>RISK FACTORS</b>							
	<b>Harmful use of alcohol</b>	✓	Total alcohol per capita consumption, adults aged 15+ (litres of pure alcohol)	2016	14	3	8
	<b>Physical inactivity</b>	✓	Physical inactivity, adults aged 18+ (%)	2016	16	34	25
	<b>Salt/Sodium intake</b>	✓	Mean population salt intake, adults aged 20+ (g/day)	2010	7	7	7
	<b>Tobacco use</b>	✓	Current tobacco smoking, adults aged 15+ (%)	2016	...	...	...
	<b>Raised blood pressure</b>	✓	Raised blood pressure, adults aged 18+ (%)	2015	26	21	23
	<b>Diabetes</b>	✓	Raised blood glucose, adults aged 18+ (%)	2014	9	14	11
	<b>Obesity</b>	✓	Obesity, adults aged 18+ (%)	2016	20	36	28
			Obesity, adolescents aged 10-19 (%)	2016	13	14	13
	<b>Ambient air pollution</b>	-	Exceedance of WHO guidelines level for annual PM2.5 concentration (by a multiple of)	2016	-	-	2
	<b>Household air pollution</b>	-	Population with primary reliance on polluting fuels and technologies (%)	2016	-	-	9

## SELECTED ADULT RISK FACTOR TRENDS

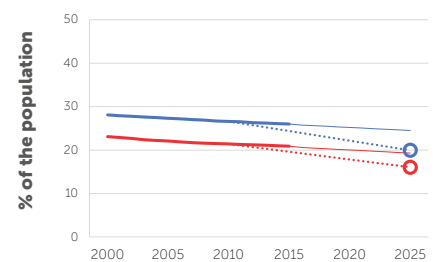
### CURRENT TOBACCO SMOKING

NO DATA AVAILABLE

### OBESITY





### RAISED BLOOD PRESSURE



Past trends    Projected linear trends    Global targets

Males    Females

## NATIONAL SYSTEMS RESPONSE

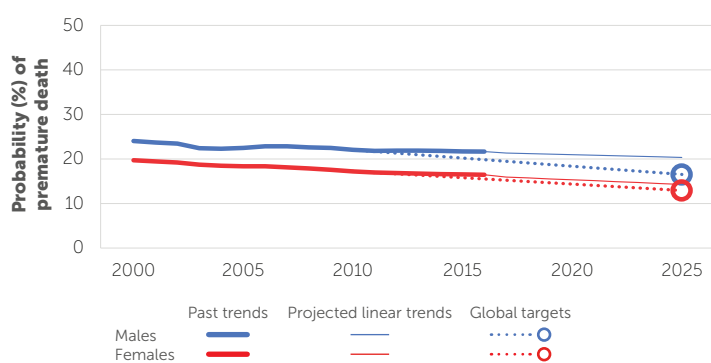
	<b>Drug therapy to prevent heart attacks and strokes</b>	✓	Proportion of population at high risk for CVD or with existing CVD (%)	-	...
			Proportion of high risk persons receiving any drug therapy and counselling to prevent heart attacks and strokes (%)	-	...
			Proportion of primary health care centres reported as offering CVD risk stratification	2017	None
			Reported having CVD guidelines that are utilized in at least 50% of health facilities	2017	Yes
	<b>Essential NCD medicines and basic technologies to treat major NCDs</b>	✓	Number of essential NCD medicines reported as "generally available"	2017	9 out of 10
			Number of essential NCD technologies reported as "generally available"	2017	6 out of 6

... = no data available  
† See Explanatory Notes

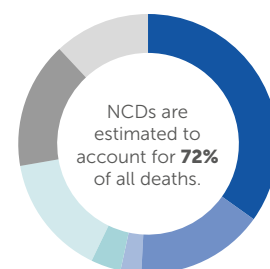
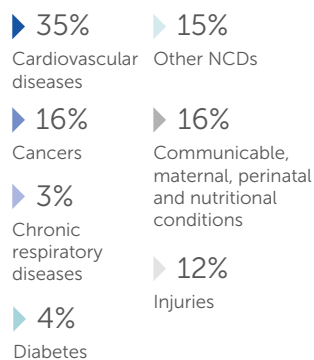
# DOMINICAN REPUBLIC

2016 TOTAL POPULATION: 10 649 000  
2016 TOTAL DEATHS: 66 000

## RISK OF PREMATURE DEATH DUE TO NCDs (%)\*



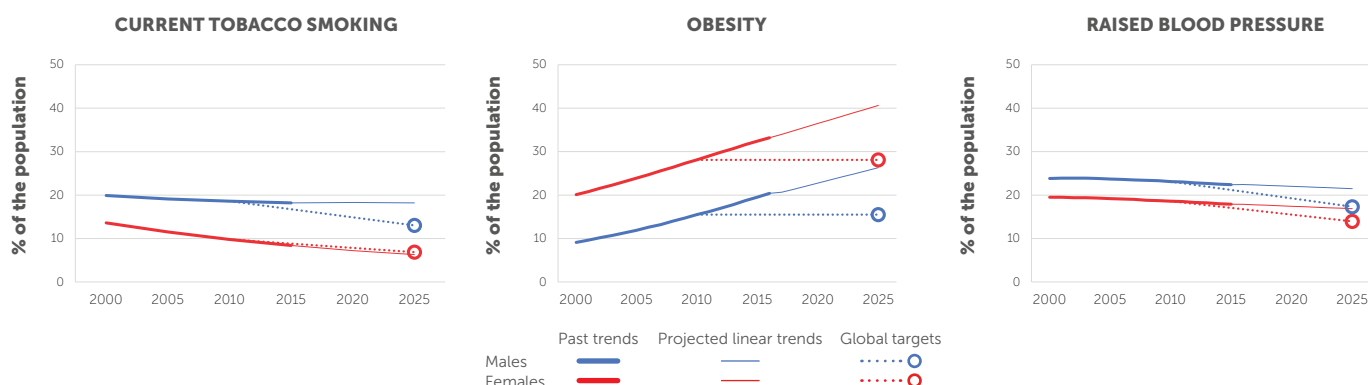
## PROPORTIONAL MORTALITY\*



10 500 LIVES CAN BE SAVED BY 2025 BY IMPLEMENTING ALL OF THE WHO "BEST BUYS"

MORTALITY*		NATIONAL TARGET SET		DATA YEAR	MALES	FEMALES	TOTAL
Premature mortality from NCDs	✓	Total NCD deaths	2016	25 600	21 800	47 500	
		Risk of premature death between 30-70 years (%)	2016	22	16	19	
Suicide mortality	-	Suicide mortality rate (per 100 000 population)	2016	-	-	10	
RISK FACTORS							
Harmful use of alcohol	X	Total alcohol per capita consumption, adults aged 15+ (litres of pure alcohol)	2016	12	2	7	
Physical inactivity	✓	Physical inactivity, adults aged 18+ (%)	2016	33	42	38	
Salt/Sodium intake	X	Mean population salt intake, adults aged 20+ (g/day)	2010	7	6	7	
Tobacco use	✓	Current tobacco smoking, adults aged 15+ (%)	2016	18	8	13	
Raised blood pressure	✓	Raised blood pressure, adults aged 18+ (%)	2015	22	18	20	
Diabetes	✓	Raised blood glucose, adults aged 18+ (%)	2014	8	11	9	
Obesity	✓	Obesity, adults aged 18+ (%)	2016	20	33	27	
		Obesity, adolescents aged 10-19 (%)	2016	14	13	13	
Ambient air pollution	-	Exceedance of WHO guidelines level for annual PM2.5 concentration (by a multiple of)	2016	-	-	1	
Household air pollution	-	Population with primary reliance on polluting fuels and technologies (%)	2016	-	-	10	

## SELECTED ADULT RISK FACTOR TRENDS



## NATIONAL SYSTEMS RESPONSE

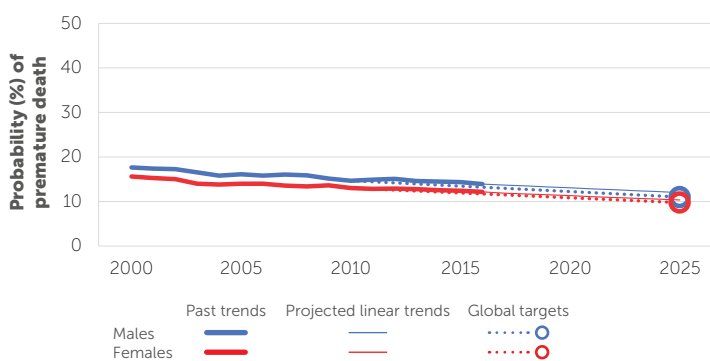
Drug therapy to prevent heart attacks and strokes	X	Proportion of population at high risk for CVD or with existing CVD (%)	-	...
		Proportion of high risk persons receiving any drug therapy and counselling to prevent heart attacks and strokes (%)	-	...
		Proportion of primary health care centres reported as offering CVD risk stratification	2017	25% to 50%
		Reported having CVD guidelines that are utilized in at least 50% of health facilities	2017	No
Essential NCD medicines and basic technologies to treat major NCDs	X	Number of essential NCD medicines reported as "generally available"	2017	9 out of 10
		Number of essential NCD technologies reported as "generally available"	2017	5 out of 6

... = no data available

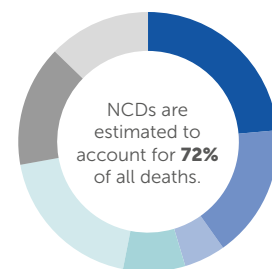
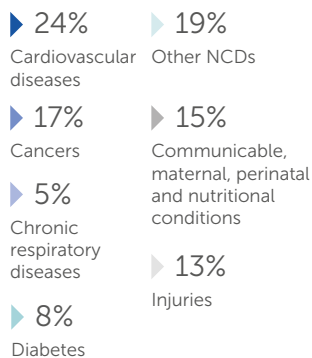
\* The mortality estimates for this country have a high degree of uncertainty because they are not based on any national NCD mortality data (see Explanatory Notes)

World Health Organization - Noncommunicable Diseases (NCD) Country Profiles, 2018.

## RISK OF PREMATURE DEATH DUE TO NCDs (%)



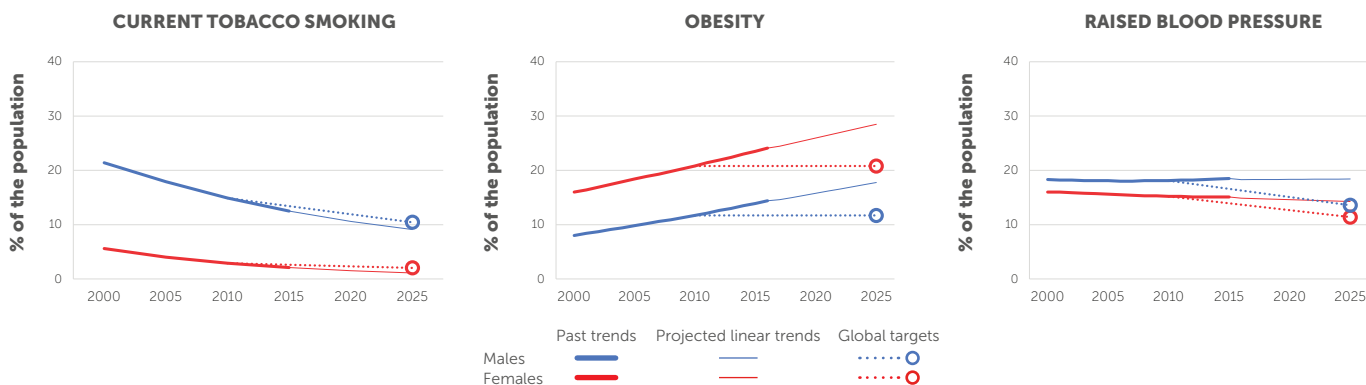
## PROPORTIONAL MORTALITY



**113 800 LIVES CAN BE SAVED BY 2025 BY IMPLEMENTING ALL OF THE WHO "BEST BUYS"**

		NATIONAL TARGET SET		DATA YEAR	MALES	FEMALES	TOTAL
<b>MORTALITY</b>							
	<b>Premature mortality from NCDs</b>	X	Total NCD deaths	2016	31 500	29 300	60 700
			Risk of premature death between 30-70 years (%)	2016	14	12	13
	<b>Suicide mortality</b>	-	Suicide mortality rate (per 100 000 population)	2016	-	-	7
<b>RISK FACTORS</b>							
	<b>Harmful use of alcohol</b>	X	Total alcohol per capita consumption, adults aged 15+ (litres of pure alcohol)	2016	7	1	4
	<b>Physical inactivity</b>	X	Physical inactivity, adults aged 18+ (%)	2016	24	29	27
	<b>Salt/Sodium intake</b>	X	Mean population salt intake, adults aged 20+ (g/day)	2010	8	7	8
	<b>Tobacco use</b>	X	Current tobacco smoking, adults aged 15+ (%)	2016	12	2	7
	<b>Raised blood pressure</b>	X	Raised blood pressure, adults aged 18+ (%)	2015	19	15	17
	<b>Diabetes</b>	X	Raised blood glucose, adults aged 18+ (%)	2014	7	8	7
	<b>Obesity</b>	X	Obesity, adults aged 18+ (%)	2016	14	24	19
			Obesity, adolescents aged 10-19 (%)	2016	9	7	8
	<b>Ambient air pollution</b>	-	Exceedance of WHO guidelines level for annual PM2.5 concentration (by a multiple of)	2016	-	-	1
	<b>Household air pollution</b>	-	Population with primary reliance on polluting fuels and technologies (%)	2016	-	-	<5

## SELECTED ADULT RISK FACTOR TRENDS



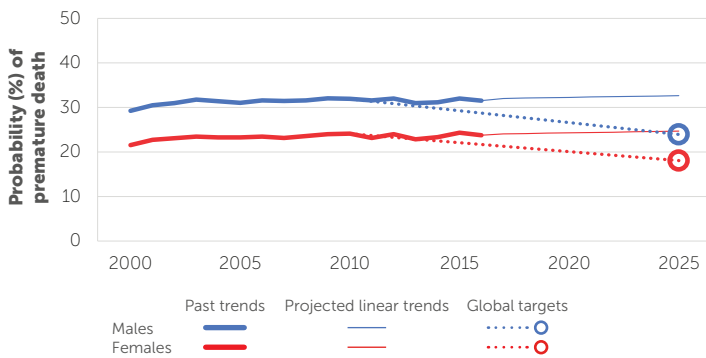
## NATIONAL SYSTEMS RESPONSE

	<b>Drug therapy to prevent heart attacks and strokes</b>	X	Proportion of population at high risk for CVD or with existing CVD (%)	-	...
			Proportion of high risk persons receiving any drug therapy and counselling to prevent heart attacks and strokes (%)	-	...
			Proportion of primary health care centres reported as offering CVD risk stratification	2017	Less than 25%
			Reported having CVD guidelines that are utilized in at least 50% of health facilities	2017	No
	<b>Essential NCD medicines and basic technologies to treat major NCDs</b>	X	Number of essential NCD medicines reported as "generally available"	2017	9 out of 10
			Number of essential NCD technologies reported as "generally available"	2017	6 out of 6

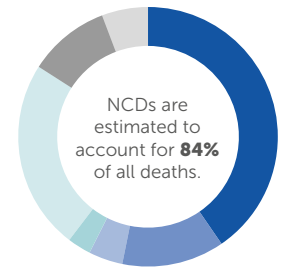
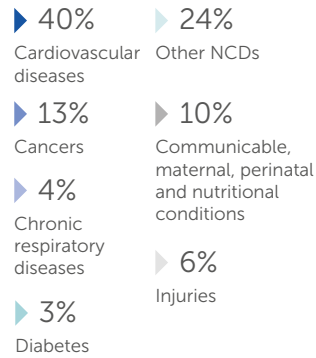
... = no data available



## RISK OF PREMATURE DEATH DUE TO NCDs (%)\*



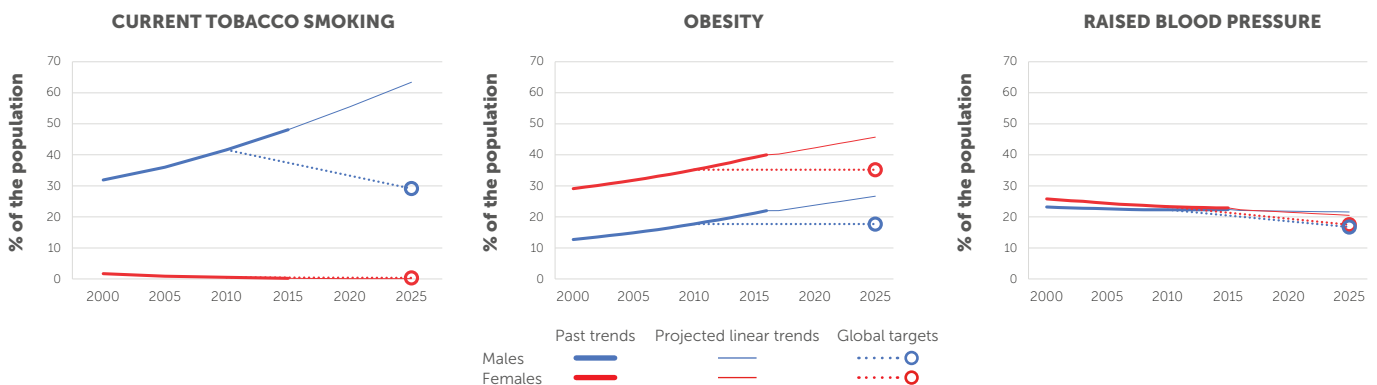
## PROPORTIONAL MORTALITY\*



**152 900 LIVES CAN BE SAVED BY 2025 BY IMPLEMENTING ALL OF THE WHO "BEST BUYS"**

MORTALITY*		NATIONAL TARGET SET		DATA YEAR	MALES	FEMALES	TOTAL
📄	<b>Premature mortality from NCDs</b>	✓	Total NCD deaths	2016	270 200	241 300	511 500
			Risk of premature death between 30-70 years (%)	2016	32	24	28
👤	<b>Suicide mortality</b>	-	Suicide mortality rate (per 100 000 population)	2016	-	-	4
RISK FACTORS							
🍷	<b>Harmful use of alcohol</b>	✗	Total alcohol per capita consumption, adults aged 15+ (litres of pure alcohol)	2016	1	0	0
🏃	<b>Physical inactivity</b>	✓	Physical inactivity, adults aged 18+ (%)	2016	22	38	30
🧂	<b>Salt/Sodium intake</b>	✓	Mean population salt intake, adults aged 20+ (g/day)	2010	10	9	9
🚬	<b>Tobacco use</b>	✓	Current tobacco smoking, adults aged 15+ (%)	2016	49	0	25
🩺	<b>Raised blood pressure</b>	✓	Raised blood pressure, adults aged 18+ (%)	2015	22	23	23
👤	<b>Diabetes</b>	✓	Raised blood glucose, adults aged 18+ (%)	2014	14	18	16
👤	<b>Obesity</b>	✓	Obesity, adults aged 18+ (%)	2016	22	40	31
			Obesity, adolescents aged 10-19 (%)	2016	13	17	15
🏠	<b>Ambient air pollution</b>	-	Exceedance of WHO guidelines level for annual PM2.5 concentration (by a multiple of)	2016	-	-	8
🏠	<b>Household air pollution</b>	-	Population with primary reliance on polluting fuels and technologies (%)	2016	-	-	<5

## SELECTED ADULT RISK FACTOR TRENDS



## NATIONAL SYSTEMS RESPONSE

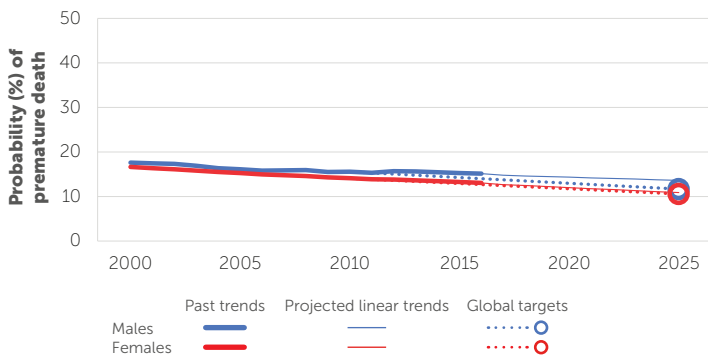
👤	<b>Drug therapy to prevent heart attacks and strokes</b>	✓	Proportion of population at high risk for CVD or with existing CVD (%)	2017	8
			Proportion of high risk persons receiving any drug therapy and counselling to prevent heart attacks and strokes (%)	2017	61
			Proportion of primary health care centres reported as offering CVD risk stratification	2017	None
			Reported having CVD guidelines that are utilized in at least 50% of health facilities	2017	No
📄	<b>Essential NCD medicines and basic technologies to treat major NCDs</b>	✓	Number of essential NCD medicines reported as "generally available"	2017	7 out of 10
			Number of essential NCD technologies reported as "generally available"	2017	6 out of 6

\* The mortality estimates for this country have a high degree of uncertainty because they are not based on any national NCD mortality data (see Explanatory Notes)

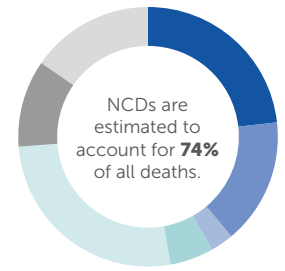
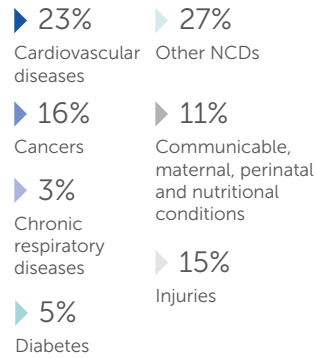
# EL SALVADOR

2016 TOTAL POPULATION: 6 345 000  
2016 TOTAL DEATHS: 42 000

## RISK OF PREMATURE DEATH DUE TO NCDs (%)\*



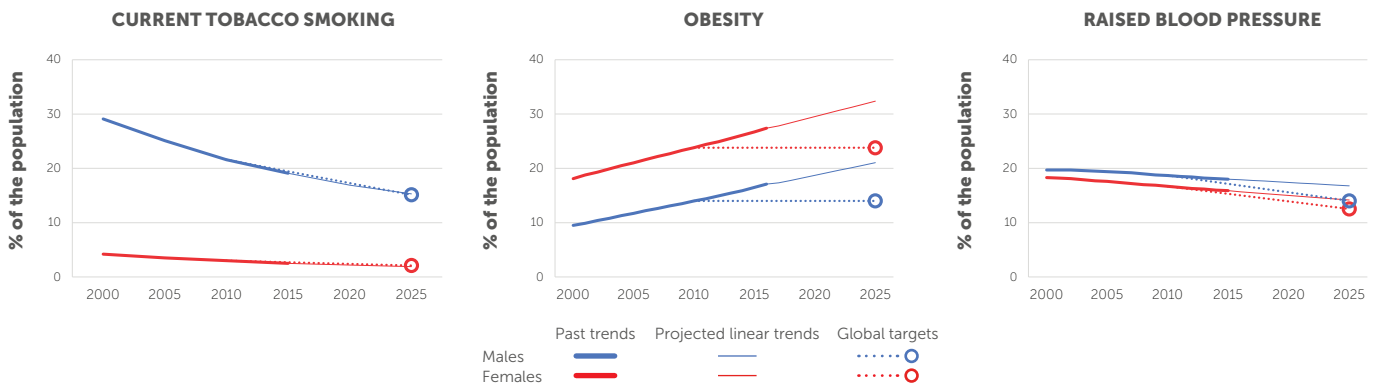
## PROPORTIONAL MORTALITY\*



**2 700 LIVES CAN BE SAVED BY 2025 BY IMPLEMENTING ALL OF THE WHO "BEST BUYS"**

		NATIONAL TARGET SET		DATA YEAR	MALES	FEMALES	TOTAL
<b>MORTALITY*</b>							
	<b>Premature mortality from NCDs</b>	X	Total NCD deaths	2016	16 000	15 100	31 100
			Risk of premature death between 30-70 years (%)	2016	15	13	14
	<b>Suicide mortality</b>	-	Suicide mortality rate (per 100 000 population)	2016	-	-	14
<b>RISK FACTORS</b>							
	<b>Harmful use of alcohol</b>	X	Total alcohol per capita consumption, adults aged 15+ (litres of pure alcohol)	2016	7	1	4
	<b>Physical inactivity</b>	X	Physical inactivity, adults aged 18+ (%)	2016	...	...	...
	<b>Salt/Sodium intake</b>	X	Mean population salt intake, adults aged 20+ (g/day)	2010	9	8	8
	<b>Tobacco use</b>	X	Current tobacco smoking, adults aged 15+ (%)	2016	19	3	10
	<b>Raised blood pressure</b>	X	Raised blood pressure, adults aged 18+ (%)	2015	18	16	17
	<b>Diabetes</b>	X	Raised blood glucose, adults aged 18+ (%)	2014	8	10	9
	<b>Obesity</b>	X	Obesity, adults aged 18+ (%)	2016	17	27	23
			Obesity, adolescents aged 10-19 (%)	2016	9	11	10
	<b>Ambient air pollution</b>	-	Exceedance of WHO guidelines level for annual PM2.5 concentration (by a multiple of)	2016	-	-	2
	<b>Household air pollution</b>	-	Population with primary reliance on polluting fuels and technologies (%)	2016	-	-	14

## SELECTED ADULT RISK FACTOR TRENDS



## NATIONAL SYSTEMS RESPONSE

			Proportion of population at high risk for CVD or with existing CVD (%)	-	...
	<b>Drug therapy to prevent heart attacks and strokes</b>	X	Proportion of high risk persons receiving any drug therapy and counselling to prevent heart attacks and strokes (%)	-	...
			Proportion of primary health care centres reported as offering CVD risk stratification	2017	Less than 25%
			Reported having CVD guidelines that are utilized in at least 50% of health facilities	2017	Yes
	<b>Essential NCD medicines and basic technologies to treat major NCDs</b>	X	Number of essential NCD medicines reported as "generally available"	2017	7 out of 10
			Number of essential NCD technologies reported as "generally available"	2017	5 out of 6

... = no data available

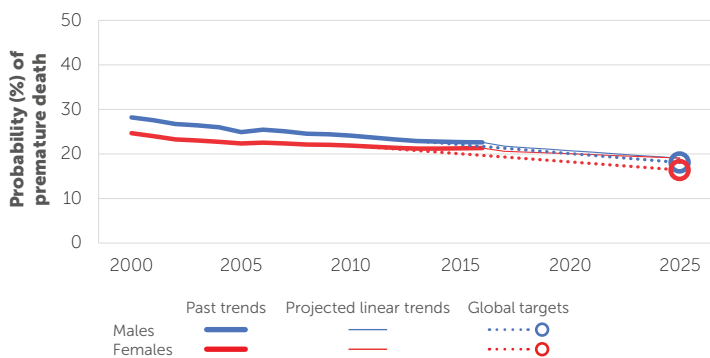
\* The mortality estimates for this country have a high degree of uncertainty because they are not based on any national NCD mortality data (see Explanatory Notes)

World Health Organization - Noncommunicable Diseases (NCD) Country Profiles, 2018.

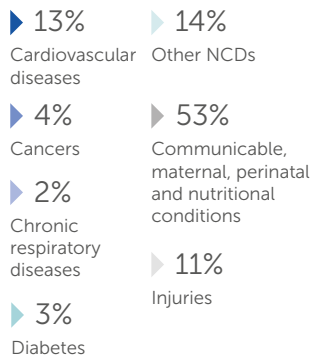
# EQUATORIAL GUINEA

2016 TOTAL POPULATION: 1 221 000  
2016 TOTAL DEATHS: 11 600

## RISK OF PREMATURE DEATH DUE TO NCDs (%)\*



## PROPORTIONAL MORTALITY\*



**3 700 LIVES CAN BE SAVED BY 2025 BY IMPLEMENTING ALL OF THE WHO "BEST BUYS"**

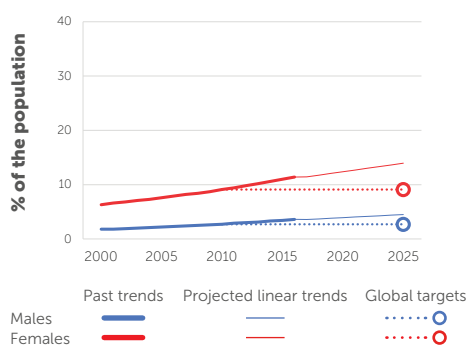
MORTALITY*		NATIONAL TARGET SET		DATA YEAR	MALES	FEMALES	TOTAL
Premature mortality from NCDs	X	Total NCD deaths		2016	2 300	1 900	4 200
		Risk of premature death between 30-70 years (%)		2016	23	21	22
Suicide mortality	-	Suicide mortality rate (per 100 000 population)		2016	-	-	16
RISK FACTORS							
Harmful use of alcohol	X	Total alcohol per capita consumption, adults aged 15+ (litres of pure alcohol)		2016	17	5	11
Physical inactivity	X	Physical inactivity, adults aged 18+ (%)		2016	...	...	...
Salt/Sodium intake	X	Mean population salt intake, adults aged 20+ (g/day)		2010	6	6	6
Tobacco use	X	Current tobacco smoking, adults aged 15+ (%)		2016	...	...	...
Raised blood pressure	X	Raised blood pressure, adults aged 18+ (%)		2015	26	22	24
Diabetes	X	Raised blood glucose, adults aged 18+ (%)		2014	8	7	8
Obesity	X	Obesity, adults aged 18+ (%)		2016	4	11	7
		Obesity, adolescents aged 10-19 (%)		2016	1	2	2
Ambient air pollution	-	Exceedance of WHO guidelines level for annual PM2.5 concentration (by a multiple of)		2016	-	-	5
Household air pollution	-	Population with primary reliance on polluting fuels and technologies (%)		2016	-	-	66

## SELECTED ADULT RISK FACTOR TRENDS

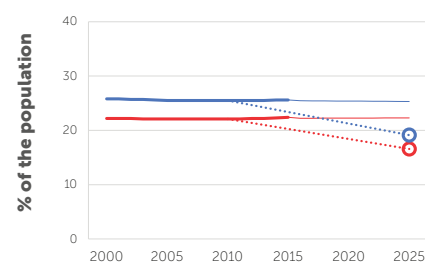
### CURRENT TOBACCO SMOKING

NO DATA AVAILABLE

### OBESITY



### RAISED BLOOD PRESSURE



## NATIONAL SYSTEMS RESPONSE

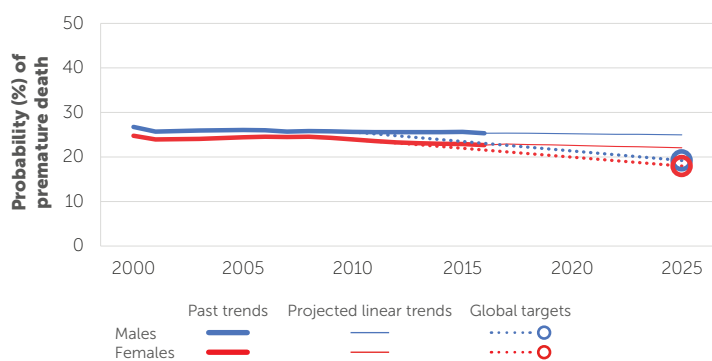
Drug therapy to prevent heart attacks and strokes	X	Proportion of population at high risk for CVD or with existing CVD (%)	-	...
		Proportion of high risk persons receiving any drug therapy and counselling to prevent heart attacks and strokes (%)	-	...
		Proportion of primary health care centres reported as offering CVD risk stratification	2017	Less than 25%
		Reported having CVD guidelines that are utilized in at least 50% of health facilities	2017	Don't know
Essential NCD medicines and basic technologies to treat major NCDs	X	Number of essential NCD medicines reported as "generally available"	2017	0 out of 10
		Number of essential NCD technologies reported as "generally available"	2017	2 out of 6

... = no data available

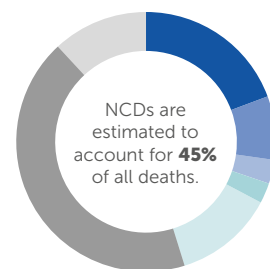
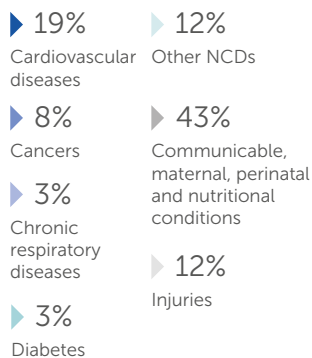
\* The mortality estimates for this country have a high degree of uncertainty because they are not based on any national NCD mortality data (see Explanatory Notes)

World Health Organization - Noncommunicable Diseases (NCD) Country Profiles, 2018.

## RISK OF PREMATURE DEATH DUE TO NCDs (%)\*



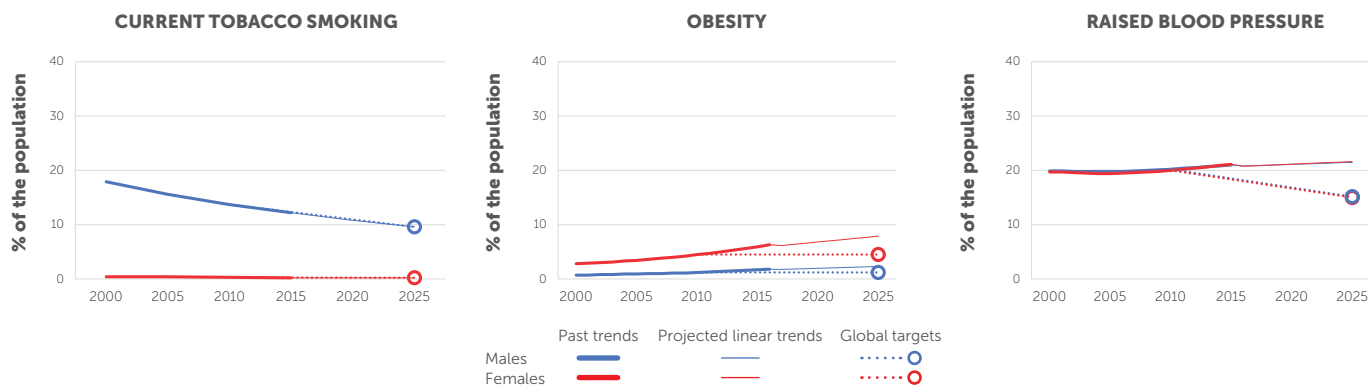
## PROPORTIONAL MORTALITY\*



**2 600 LIVES CAN BE SAVED BY 2025 BY IMPLEMENTING ALL OF THE WHO "BEST BUYS"**

MORTALITY*		NATIONAL TARGET SET		DATA YEAR	MALES	FEMALES	TOTAL
	<b>Premature mortality from NCDs</b>	X	Total NCD deaths	2016	8 000	7 500	15 500
			Risk of premature death between 30-70 years (%)	2016	25	23	24
	<b>Suicide mortality</b>	-	Suicide mortality rate (per 100 000 population)	2016	-	-	8
RISK FACTORS							
	<b>Harmful use of alcohol</b>	✓	Total alcohol per capita consumption, adults aged 15+ (litres of pure alcohol)	2016	2	0	1
	<b>Physical inactivity</b>	✓	Physical inactivity, adults aged 18+ (%)	2016	12	29	21
	<b>Salt/Sodium intake</b>	X	Mean population salt intake, adults aged 20+ (g/day)	2010	6	6	6
	<b>Tobacco use</b>	✓	Current tobacco smoking, adults aged 15+ (%)	2016	12	0	6
	<b>Raised blood pressure</b>	✓	Raised blood pressure, adults aged 18+ (%)	2015	21	21	21
	<b>Diabetes</b>	✓	Raised blood glucose, adults aged 18+ (%)	2014	4	3	3
	<b>Obesity</b>	X	Obesity, adults aged 18+ (%)	2016	2	6	4
			Obesity, adolescents aged 10-19 (%)	2016	1	2	2
	<b>Ambient air pollution</b>	-	Exceedance of WHO guidelines level for annual PM2.5 concentration (by a multiple of)	2016	-	-	4
	<b>Household air pollution</b>	-	Population with primary reliance on polluting fuels and technologies (%)	2016	-	-	84

## SELECTED ADULT RISK FACTOR TRENDS



## NATIONAL SYSTEMS RESPONSE

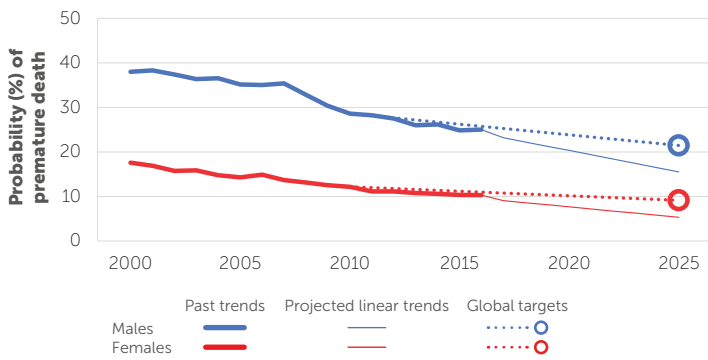
	<b>Drug therapy to prevent heart attacks and strokes</b>	X	Proportion of population at high risk for CVD or with existing CVD (%)	-	...
			Proportion of high risk persons receiving any drug therapy and counselling to prevent heart attacks and strokes (%)	-	...
			Proportion of primary health care centres reported as offering CVD risk stratification	2017	Less than 25%
			Reported having CVD guidelines that are utilized in at least 50% of health facilities	2017	No
	<b>Essential NCD medicines and basic technologies to treat major NCDs</b>	X	Number of essential NCD medicines reported as "generally available"	2017	4 out of 10
			Number of essential NCD technologies reported as "generally available"	2017	5 out of 6

... = no data available

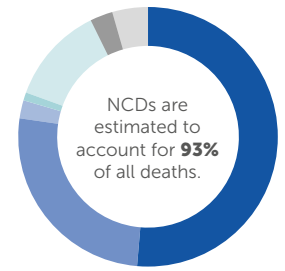
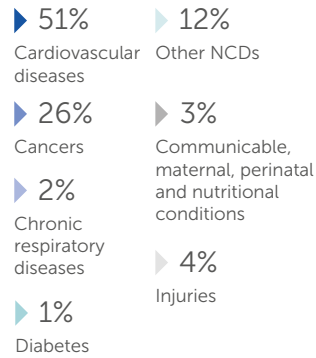
\* The mortality estimates for this country have a high degree of uncertainty because they are not based on any national NCD mortality data (see Explanatory Notes)

World Health Organization - Noncommunicable Diseases (NCD) Country Profiles, 2018.

## RISK OF PREMATURE DEATH DUE TO NCDs (%)



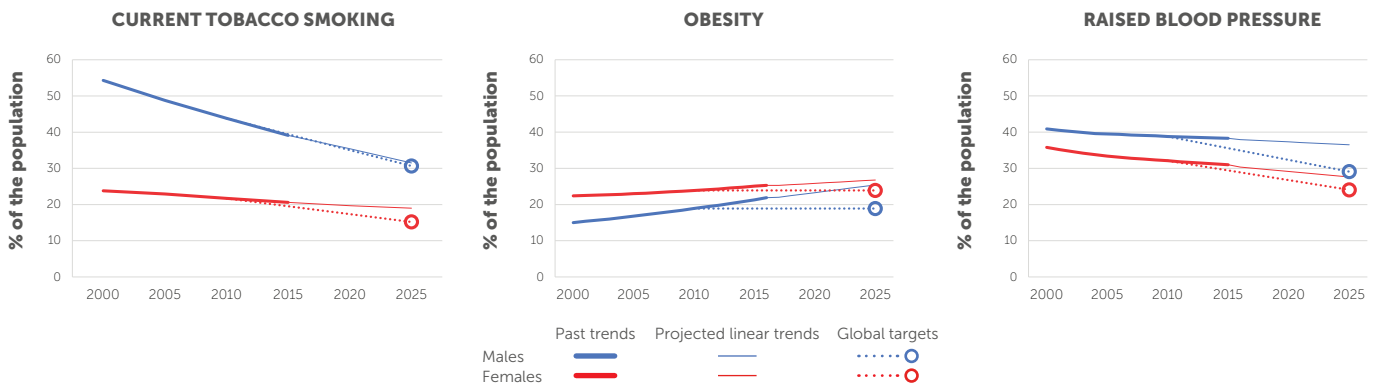
## PROPORTIONAL MORTALITY



**76 100 LIVES CAN BE SAVED BY 2025 BY IMPLEMENTING ALL OF THE WHO "BEST BUYS"**

MORTALITY		NATIONAL TARGET SET		DATA YEAR	MALES	FEMALES	TOTAL
Premature mortality from NCDs	✓	Total NCD deaths	2016	6 500	7 700	14 200	
		Risk of premature death between 30-70 years (%)	2016	25	10	17	
Suicide mortality	-	Suicide mortality rate (per 100 000 population)	2016	-	-	18	
RISK FACTORS							
Harmful use of alcohol	✓	Total alcohol per capita consumption, adults aged 15+ (litres of pure alcohol)	2016	19	5	12	
Physical inactivity	✓	Physical inactivity, adults aged 18+ (%)	2016	30	38	34	
Salt/Sodium intake	X	Mean population salt intake, adults aged 20+ (g/day)	2010	11	10	10	
Tobacco use	✓	Current tobacco smoking, adults aged 15+ (%)	2016	38	20	29	
Raised blood pressure	X	Raised blood pressure, adults aged 18+ (%)	2015	38	31	34	
Diabetes	X	Raised blood glucose, adults aged 18+ (%)	2014	9	10	9	
Obesity	✓	Obesity, adults aged 18+ (%)	2016	22	25	24	
		Obesity, adolescents aged 10-19 (%)	2016	6	4	5	
Ambient air pollution	-	Exceedance of WHO guidelines level for annual PM2.5 concentration (by a multiple of) <sup>a</sup>	2016	-	-	-	
Household air pollution	-	Population with primary reliance on polluting fuels and technologies (%)	2016	-	-	7	

## SELECTED ADULT RISK FACTOR TRENDS

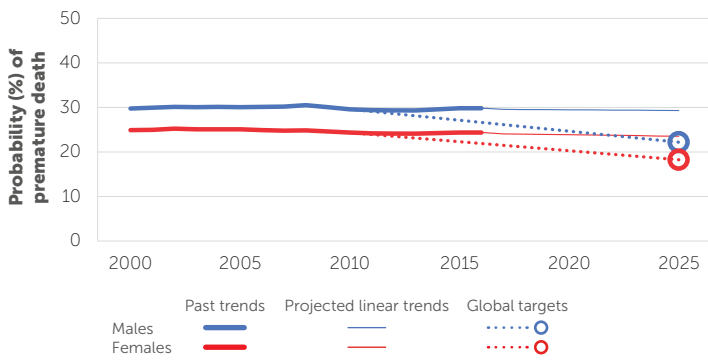


## NATIONAL SYSTEMS RESPONSE

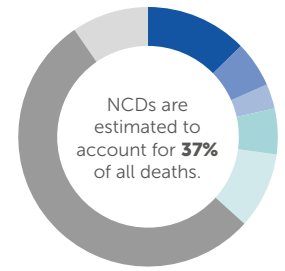
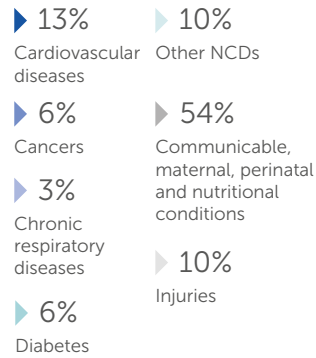
Drug therapy to prevent heart attacks and strokes	X	Proportion of population at high risk for CVD or with existing CVD (%)	-	...
		Proportion of high risk persons receiving any drug therapy and counselling to prevent heart attacks and strokes (%)	-	...
		Proportion of primary health care centres reported as offering CVD risk stratification	2017	More than 50%
		Reported having CVD guidelines that are utilized in at least 50% of health facilities	2017	Yes
Essential NCD medicines and basic technologies to treat major NCDs	X	Number of essential NCD medicines reported as "generally available"	2017	10 out of 10
		Number of essential NCD technologies reported as "generally available"	2017	6 out of 6

... = no data available  
° not exceeding

## RISK OF PREMATURE DEATH DUE TO NCDs (%)\*



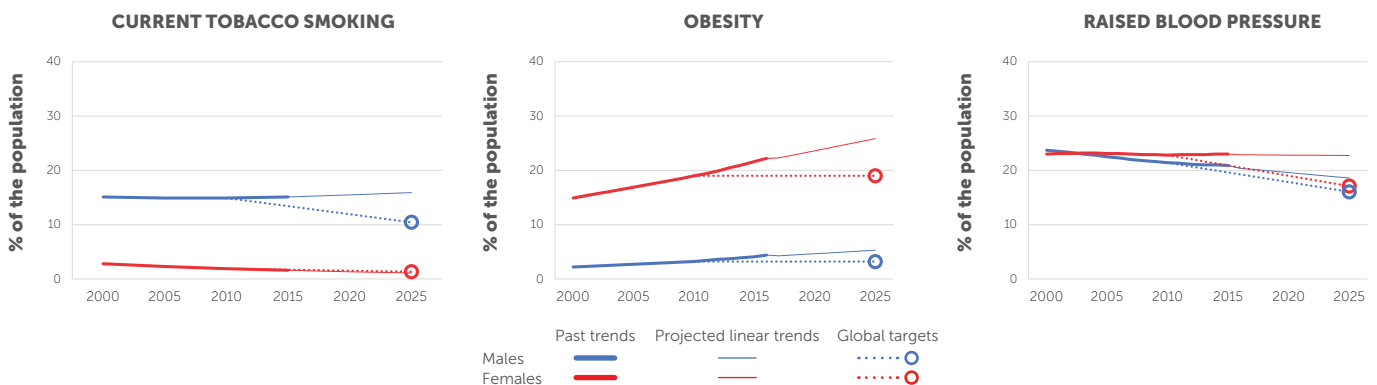
## PROPORTIONAL MORTALITY\*



## 1 000 LIVES CAN BE SAVED BY 2025 BY IMPLEMENTING ALL OF THE WHO "BEST BUYS"

MORTALITY*		NATIONAL TARGET SET		DATA YEAR	MALES	FEMALES	TOTAL
Premature mortality from NCDs	✓	Total NCD deaths	2016	2 200	2 600	4 800	
		Risk of premature death between 30-70 years (%)	2016	30	24	27	
Suicide mortality	-	Suicide mortality rate (per 100 000 population)	2016	-	-	13	
RISK FACTORS							
Harmful use of alcohol	✓	Total alcohol per capita consumption, adults aged 15+ (litres of pure alcohol)	2016	17	3	10	
Physical inactivity	✓	Physical inactivity, adults aged 18+ (%)	2016	22	31	27	
Salt/Sodium intake	✓	Mean population salt intake, adults aged 20+ (g/day)	2010	7	6	6	
Tobacco use	✓	Current tobacco smoking, adults aged 15+ (%)	2016	15	2	8	
Raised blood pressure	✓	Raised blood pressure, adults aged 18+ (%)	2015	21	23	22	
Diabetes	✓	Raised blood glucose, adults aged 18+ (%)	2014	5	8	7	
Obesity	X	Obesity, adults aged 18+ (%)	2016	4	22	14	
		Obesity, adolescents aged 10-19 (%)	2016	2	8	5	
Ambient air pollution	-	Exceedance of WHO guidelines level for annual PM2.5 concentration (by a multiple of)	2016	-	-	2	
Household air pollution	-	Population with primary reliance on polluting fuels and technologies (%)	2016	-	-	50	

## SELECTED ADULT RISK FACTOR TRENDS



## NATIONAL SYSTEMS RESPONSE

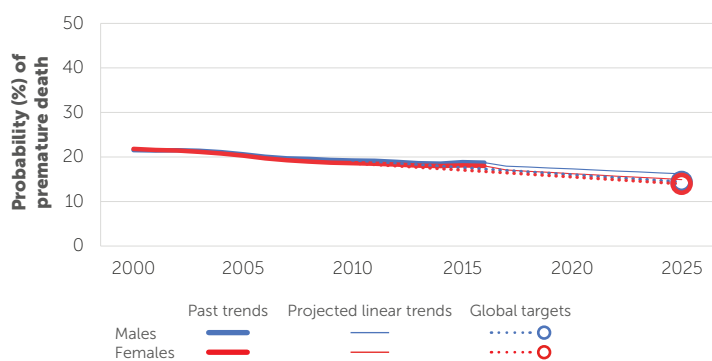
Drug therapy to prevent heart attacks and strokes	✓	Proportion of population at high risk for CVD or with existing CVD (%)	2014	9
		Proportion of high risk persons receiving any drug therapy and counselling to prevent heart attacks and strokes (%)	2014	43
		Proportion of primary health care centres reported as offering CVD risk stratification	2017	None
		Reported having CVD guidelines that are utilized in at least 50% of health facilities	2017	No
Essential NCD medicines and basic technologies to treat major NCDs	✓	Number of essential NCD medicines reported as "generally available"	2017	10 out of 10
		Number of essential NCD technologies reported as "generally available"	2017	4 out of 6

\* The mortality estimates for this country have a high degree of uncertainty because they are not based on any national NCD mortality data (see Explanatory Notes)

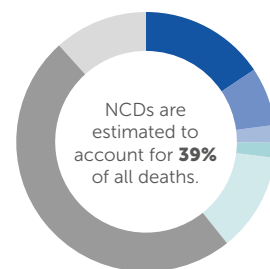
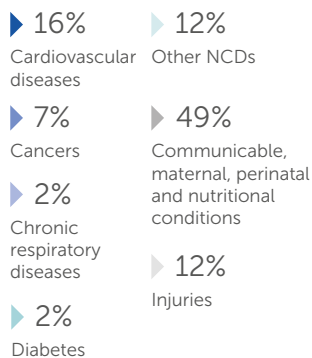
# ETHIOPIA

2016 TOTAL POPULATION: 102 400 000  
2016 TOTAL DEATHS: 700 000

## RISK OF PREMATURE DEATH DUE TO NCDs (%)\*



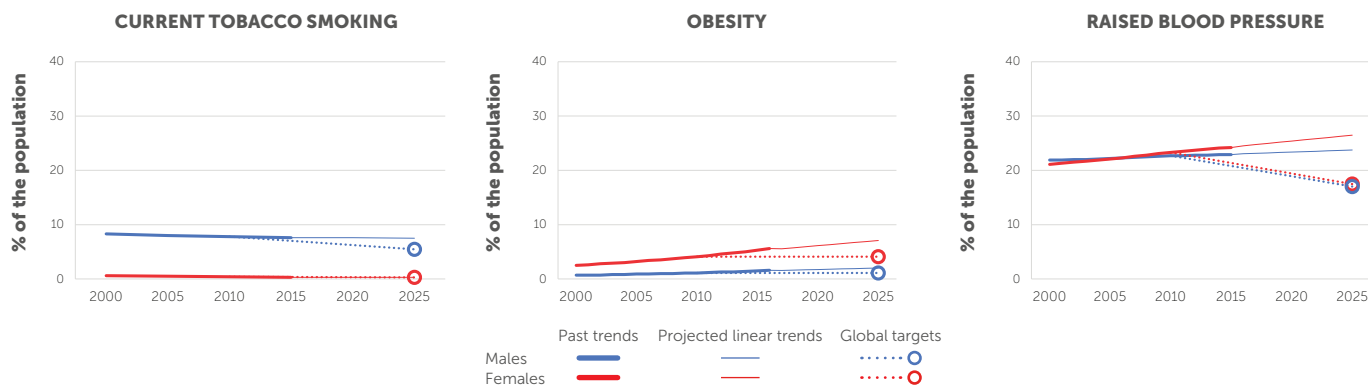
## PROPORTIONAL MORTALITY\*



57 900 LIVES CAN BE SAVED BY 2025 BY IMPLEMENTING ALL OF THE WHO "BEST BUYS"

MORTALITY*		NATIONAL TARGET SET		DATA YEAR	MALES	FEMALES	TOTAL
Premature mortality from NCDs	✓	Total NCD deaths	2016	140 600	134 400	275 000	
		Risk of premature death between 30-70 years (%)	2016	19	18	18	
Suicide mortality	-	Suicide mortality rate (per 100 000 population)	2016	-	-	7	
RISK FACTORS							
Harmful use of alcohol	✓	Total alcohol per capita consumption, adults aged 15+ (litres of pure alcohol)	2016	5	1	3	
Physical inactivity	✓	Physical inactivity, adults aged 18+ (%)	2016	10	17	14	
Salt/Sodium intake	✓	Mean population salt intake, adults aged 20+ (g/day)	2010	6	6	6	
Tobacco use	✓	Current tobacco smoking, adults aged 15+ (%)	2016	8	0	4	
Raised blood pressure	✓	Raised blood pressure, adults aged 18+ (%)	2015	23	24	24	
Diabetes	✓	Raised blood glucose, adults aged 18+ (%)	2014	4	4	4	
Obesity	X	Obesity, adults aged 18+ (%)	2016	2	6	4	
		Obesity, adolescents aged 10-19 (%)	2016	1	1	1	
Ambient air pollution	-	Exceedance of WHO guidelines level for annual PM2.5 concentration (by a multiple of)	2016	-	-	3	
Household air pollution	-	Population with primary reliance on polluting fuels and technologies (%)	2016	-	-	>95	

## SELECTED ADULT RISK FACTOR TRENDS

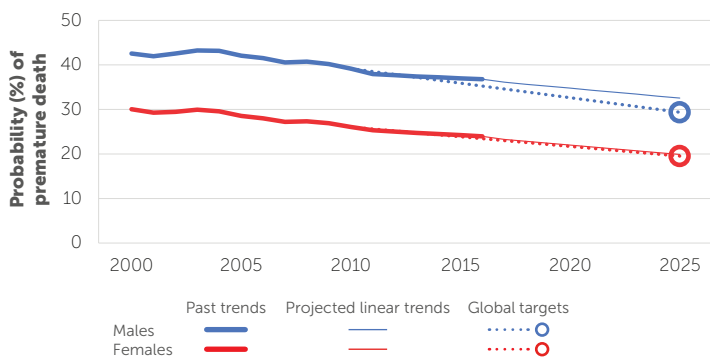


## NATIONAL SYSTEMS RESPONSE

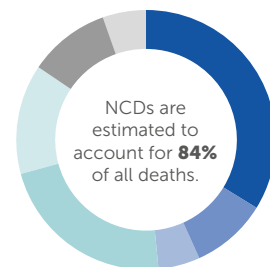
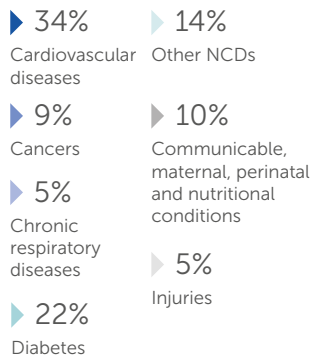
Drug therapy to prevent heart attacks and strokes	X	Proportion of population at high risk for CVD or with existing CVD (%)	2015	5
		Proportion of high risk persons receiving any drug therapy and counselling to prevent heart attacks and strokes (%)	2015	12
		Proportion of primary health care centres reported as offering CVD risk stratification	2017	Less than 25%
		Reported having CVD guidelines that are utilized in at least 50% of health facilities	2017	No
Essential NCD medicines and basic technologies to treat major NCDs	X	Number of essential NCD medicines reported as "generally available"	2017	1 out of 10
		Number of essential NCD technologies reported as "generally available"	2017	3 out of 6

\* The mortality estimates for this country have a high degree of uncertainty because they are not based on any national NCD mortality data (see Explanatory Notes)

## RISK OF PREMATURE DEATH DUE TO NCDs (%)



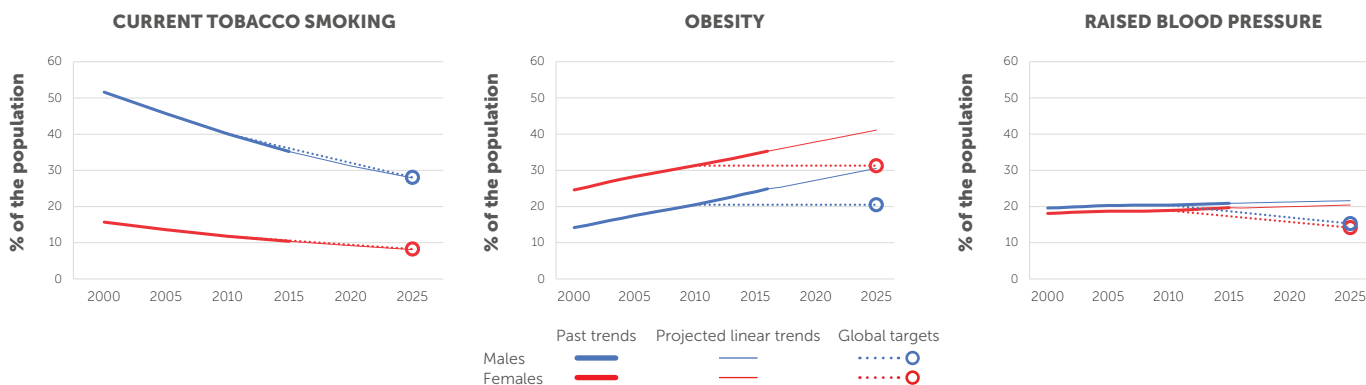
## PROPORTIONAL MORTALITY



## 800 LIVES CAN BE SAVED BY 2025 BY IMPLEMENTING ALL OF THE WHO "BEST BUYS"

MORTALITY		NATIONAL TARGET SET		DATA YEAR	MALES	FEMALES	TOTAL
	<b>Premature mortality from NCDs</b>	✓	Total NCD deaths	2016	3 200	2 300	5 500
			Risk of premature death between 30-70 years (%)	2016	37	24	31
	<b>Suicide mortality</b>	-	Suicide mortality rate (per 100 000 population)	2016	-	-	5
RISK FACTORS							
	<b>Harmful use of alcohol</b>	✓	Total alcohol per capita consumption, adults aged 15+ (litres of pure alcohol)	2016	5	1	3
	<b>Physical inactivity</b>	✓	Physical inactivity, adults aged 18+ (%)	2016	10	23	17
	<b>Salt/Sodium intake</b>	✓	Mean population salt intake, adults aged 20+ (g/day)	2010	8	7	7
	<b>Tobacco use</b>	✓	Current tobacco smoking, adults aged 15+ (%)	2016	35	10	22
	<b>Raised blood pressure</b>	✗	Raised blood pressure, adults aged 18+ (%)	2015	21	20	20
	<b>Diabetes</b>	✓	Raised blood glucose, adults aged 18+ (%)	2014	15	18	17
	<b>Obesity</b>	✓	Obesity, adults aged 18+ (%)	2016	25	35	30
			Obesity, adolescents aged 10-19 (%)	2016	10	10	10
	<b>Ambient air pollution</b>	-	Exceedance of WHO guidelines level for annual PM2.5 concentration (by a multiple of)	2016	-	-	1
	<b>Household air pollution</b>	-	Population with primary reliance on polluting fuels and technologies (%)	2016	-	-	60

## SELECTED ADULT RISK FACTOR TRENDS



## NATIONAL SYSTEMS RESPONSE

	<b>Drug therapy to prevent heart attacks and strokes</b>	✗	Proportion of population at high risk for CVD or with existing CVD (%)	-	...
			Proportion of high risk persons receiving any drug therapy and counselling to prevent heart attacks and strokes (%)	-	...
			Proportion of primary health care centres reported as offering CVD risk stratification	2017	25% to 50%
			Reported having CVD guidelines that are utilized in at least 50% of health facilities	2017	No
	<b>Essential NCD medicines and basic technologies to treat major NCDs</b>	✓	Number of essential NCD medicines reported as "generally available"	2017	10 out of 10
			Number of essential NCD technologies reported as "generally available"	2017	4 out of 6

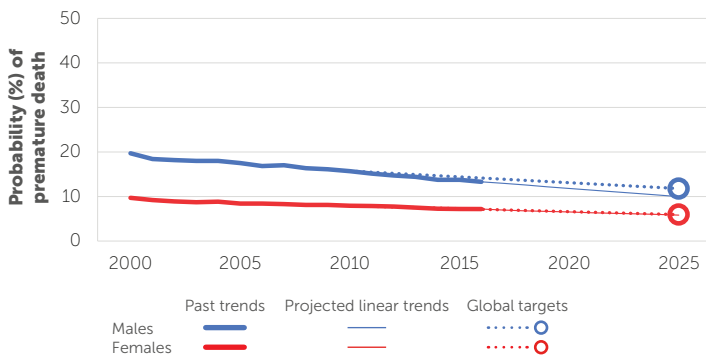
... = no data available



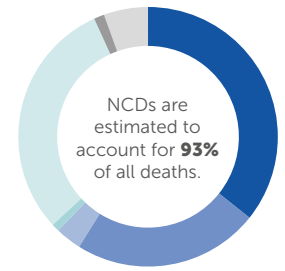
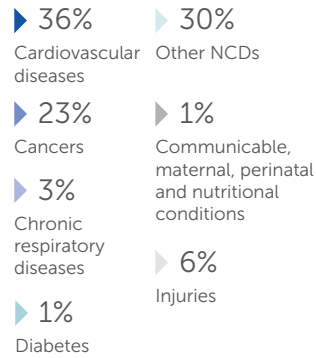
# FINLAND

2016 TOTAL POPULATION: 5 503 000  
2016 TOTAL DEATHS: 53 000

## RISK OF PREMATURE DEATH DUE TO NCDs (%)



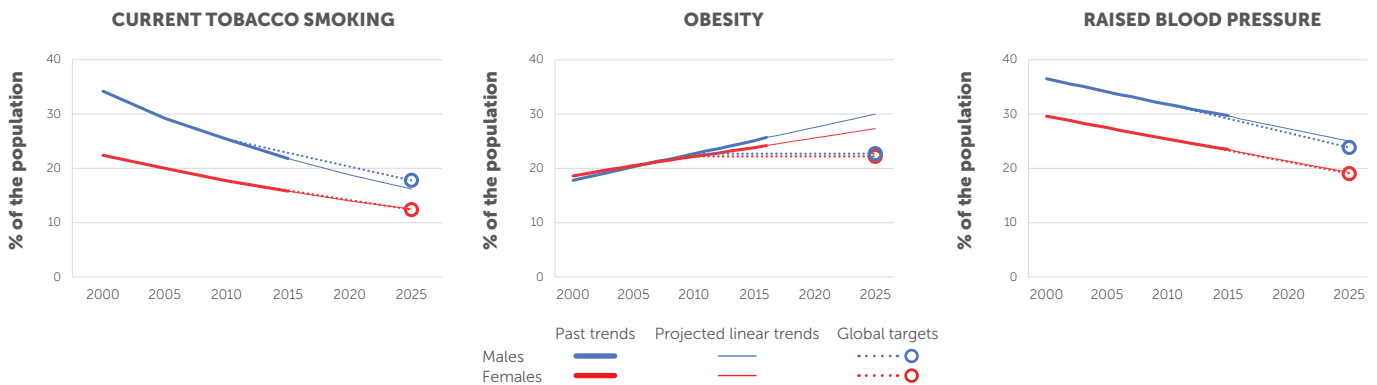
## PROPORTIONAL MORTALITY



21 300 LIVES CAN BE SAVED BY 2025 BY IMPLEMENTING ALL OF THE WHO "BEST BUYS"

		NATIONAL TARGET SET		DATA YEAR	MALES	FEMALES	TOTAL
<b>MORTALITY</b>							
	<b>Premature mortality from NCDs</b>	X	Total NCD deaths	2016	24 200	25 600	49 700
			Risk of premature death between 30-70 years (%)	2016	13	7	10
	<b>Suicide mortality</b>	-	Suicide mortality rate (per 100 000 population)	2016	-	-	16
<b>RISK FACTORS</b>							
	<b>Harmful use of alcohol</b>	X	Total alcohol per capita consumption, adults aged 15+ (litres of pure alcohol)	2016	17	4	11
	<b>Physical inactivity</b>	X	Physical inactivity, adults aged 18+ (%)	2016	19	19	19
	<b>Salt/Sodium intake</b>	X	Mean population salt intake, adults aged 20+ (g/day)	2010	10	9	10
	<b>Tobacco use</b>	X	Current tobacco smoking, adults aged 15+ (%)	2016	21	15	18
	<b>Raised blood pressure</b>	X	Raised blood pressure, adults aged 18+ (%)	2015	30	24	27
	<b>Diabetes</b>	X	Raised blood glucose, adults aged 18+ (%)	2014	9	7	8
	<b>Obesity</b>	X	Obesity, adults aged 18+ (%)	2016	26	24	25
			Obesity, adolescents aged 10-19 (%)	2016	11	5	8
	<b>Ambient air pollution</b>	-	Exceedance of WHO guidelines level for annual PM2.5 concentration (by a multiple of) <sup>a</sup>	2016	-	-	-
	<b>Household air pollution</b>	-	Population with primary reliance on polluting fuels and technologies (%)	2016	-	-	<5

## SELECTED ADULT RISK FACTOR TRENDS



## NATIONAL SYSTEMS RESPONSE

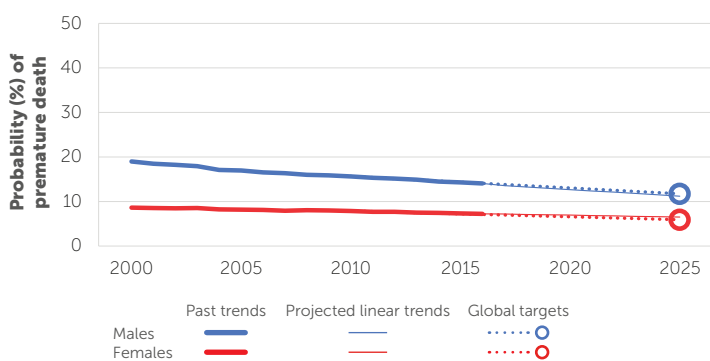
			Proportion of population at high risk for CVD or with existing CVD (%)	-	...
	<b>Drug therapy to prevent heart attacks and strokes</b>	X	Proportion of high risk persons receiving any drug therapy and counselling to prevent heart attacks and strokes (%)	-	...
			Proportion of primary health care centres reported as offering CVD risk stratification	2017	More than 50%
			Reported having CVD guidelines that are utilized in at least 50% of health facilities	2017	Yes
	<b>Essential NCD medicines and basic technologies to treat major NCDs</b>	X	Number of essential NCD medicines reported as "generally available"	2017	10 out of 10
			Number of essential NCD technologies reported as "generally available"	2017	6 out of 6

... = no data available  
° not exceeding

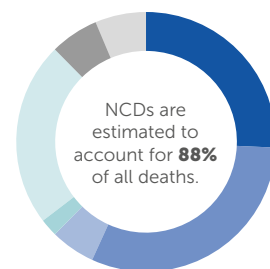
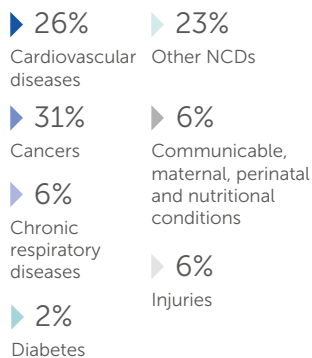
# FRANCE

2016 TOTAL POPULATION: 64 721 000  
2016 TOTAL DEATHS: 558 000

## RISK OF PREMATURE DEATH DUE TO NCDs (%)



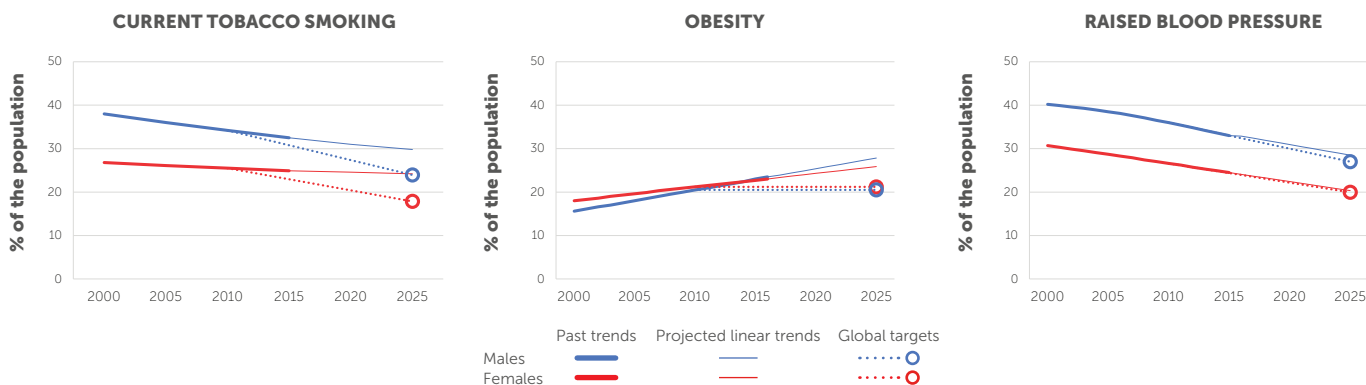
## PROPORTIONAL MORTALITY



257 900 LIVES CAN BE SAVED BY 2025 BY IMPLEMENTING ALL OF THE WHO "BEST BUYS"

MORTALITY		NATIONAL TARGET SET†	DATA YEAR	MALES	FEMALES	TOTAL
Premature mortality from NCDs	Total NCD deaths	-	2016	243 600	244 900	488 500
	Risk of premature death between 30-70 years (%)	-	2016	14	7	11
Suicide mortality	Suicide mortality rate (per 100 000 population)	-	2016	-	-	18
RISK FACTORS						
Harmful use of alcohol	Total alcohol per capita consumption, adults aged 15+ (litres of pure alcohol)	-	2016	20	5	13
Physical inactivity	Physical inactivity, adults aged 18+ (%)	-	2016	27	37	32
Salt/Sodium intake	Mean population salt intake, adults aged 20+ (g/day)	-	2010	10	9	10
Tobacco use	Current tobacco smoking, adults aged 15+ (%)	-	2016	32	25	28
Raised blood pressure	Raised blood pressure, adults aged 18+ (%)	-	2015	33	25	29
Diabetes	Raised blood glucose, adults aged 18+ (%)	-	2014	10	7	8
Obesity	Obesity, adults aged 18+ (%)	-	2016	24	23	23
	Obesity, adolescents aged 10-19 (%)	-	2016	7	6	7
Ambient air pollution	Exceedance of WHO guidelines level for annual PM2.5 concentration (by a multiple of)	-	2016	-	-	1
Household air pollution	Population with primary reliance on polluting fuels and technologies (%)	-	2016	-	-	<5

## SELECTED ADULT RISK FACTOR TRENDS



## NATIONAL SYSTEMS RESPONSE

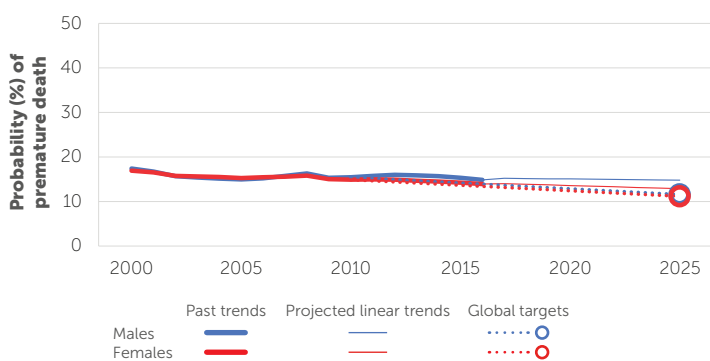
Drug therapy to prevent heart attacks and strokes	Proportion of population at high risk for CVD or with existing CVD (%)	-	...
	Proportion of high risk persons receiving any drug therapy and counselling to prevent heart attacks and strokes (%)	-	...
	Proportion of primary health care centres reported as offering CVD risk stratification	2017	More than 50%
	Reported having CVD guidelines that are utilized in at least 50% of health facilities	2017	Yes
Essential NCD medicines and basic technologies to treat major NCDs	Number of essential NCD medicines reported as "generally available"	2017	10 out of 10
	Number of essential NCD technologies reported as "generally available"	2017	6 out of 6

... = no data available  
† See Explanatory Notes

# GABON

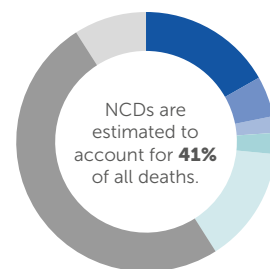
2016 TOTAL POPULATION: 1 980 000  
2016 TOTAL DEATHS: 15 000

## RISK OF PREMATURE DEATH DUE TO NCDs (%)\*



## PROPORTIONAL MORTALITY\*

- ▶ 17% Cardiovascular diseases
- ▶ 5% Cancers
- ▶ 2% Chronic respiratory diseases
- ▶ 3% Diabetes
- ▶ 14% Other NCDs
- ▶ 50% Communicable, maternal, perinatal and nutritional conditions
- ▶ 9% Injuries



**1 500 LIVES CAN BE SAVED BY 2025 BY IMPLEMENTING ALL OF THE WHO "BEST BUYS"**

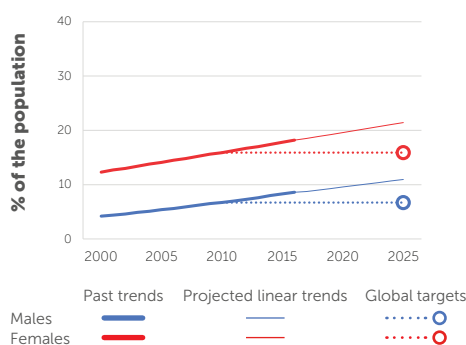
		NATIONAL TARGET SET		DATA YEAR	MALES	FEMALES	TOTAL
<b>MORTALITY*</b>							
	<b>Premature mortality from NCDs</b>	✓	Total NCD deaths	2016	3 000	3 100	6 200
			Risk of premature death between 30-70 years (%)	2016	15	14	14
	<b>Suicide mortality</b>	-	Suicide mortality rate (per 100 000 population)	2016	-	-	7
<b>RISK FACTORS</b>							
	<b>Harmful use of alcohol</b>	✓	Total alcohol per capita consumption, adults aged 15+ (litres of pure alcohol)	2016	18	5	11
	<b>Physical inactivity</b>	X	Physical inactivity, adults aged 18+ (%)	2016	16	33	24
	<b>Salt/Sodium intake</b>	X	Mean population salt intake, adults aged 20+ (g/day)	2010	5	5	5
	<b>Tobacco use</b>	✓	Current tobacco smoking, adults aged 15+ (%)	2016	...	...	...
	<b>Raised blood pressure</b>	X	Raised blood pressure, adults aged 18+ (%)	2015	24	19	22
	<b>Diabetes</b>	X	Raised blood glucose, adults aged 18+ (%)	2014	8	8	8
	<b>Obesity</b>	X	Obesity, adults aged 18+ (%)	2016	9	18	13
			Obesity, adolescents aged 10-19 (%)	2016	3	4	3
	<b>Ambient air pollution</b>	-	Exceedance of WHO guidelines level for annual PM2.5 concentration (by a multiple of)	2016	-	-	4
	<b>Household air pollution</b>	-	Population with primary reliance on polluting fuels and technologies (%)	2016	-	-	21

## SELECTED ADULT RISK FACTOR TRENDS

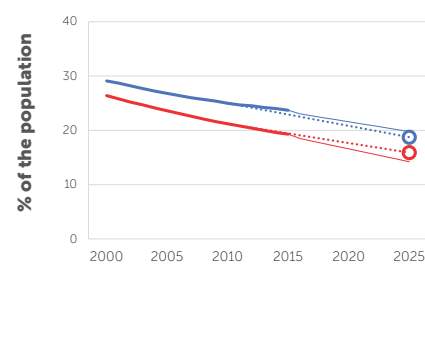
### CURRENT TOBACCO SMOKING

NO DATA AVAILABLE

### OBESITY



### RAISED BLOOD PRESSURE



## NATIONAL SYSTEMS RESPONSE

		Proportion of population at high risk for CVD or with existing CVD (%)	-	...
	<b>Drug therapy to prevent heart attacks and strokes</b>	✓	Proportion of high risk persons receiving any drug therapy and counselling to prevent heart attacks and strokes (%)	-
		Proportion of primary health care centres reported as offering CVD risk stratification	2017	Less than 25%
		Reported having CVD guidelines that are utilized in at least 50% of health facilities	2017	No
	<b>Essential NCD medicines and basic technologies to treat major NCDs</b>	X	Number of essential NCD medicines reported as "generally available"	2017
		Number of essential NCD technologies reported as "generally available"	2017	3 out of 6

... = no data available

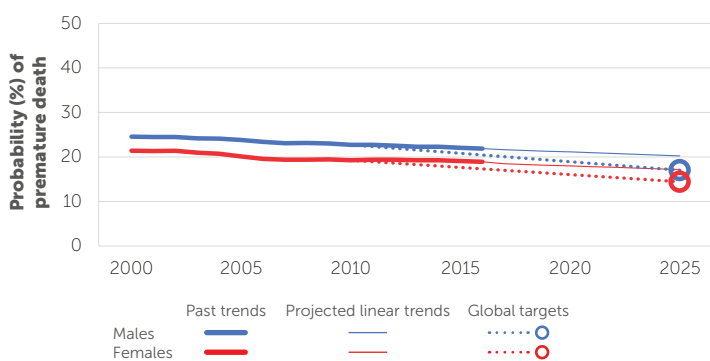
\* The mortality estimates for this country have a high degree of uncertainty because they are not based on any national NCD mortality data (see Explanatory Notes)

World Health Organization - Noncommunicable Diseases (NCD) Country Profiles, 2018.

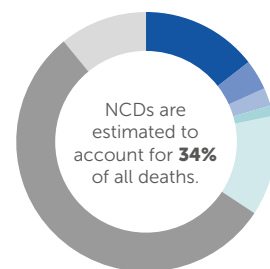
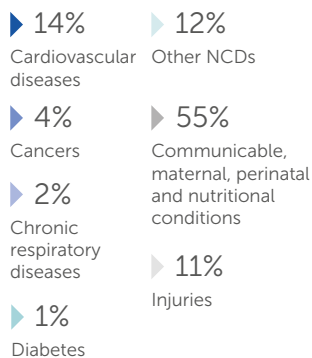
# GAMBIA

2016 TOTAL POPULATION: 2 039 000  
2016 TOTAL DEATHS: 16 000

## RISK OF PREMATURE DEATH DUE TO NCDs (%)\*



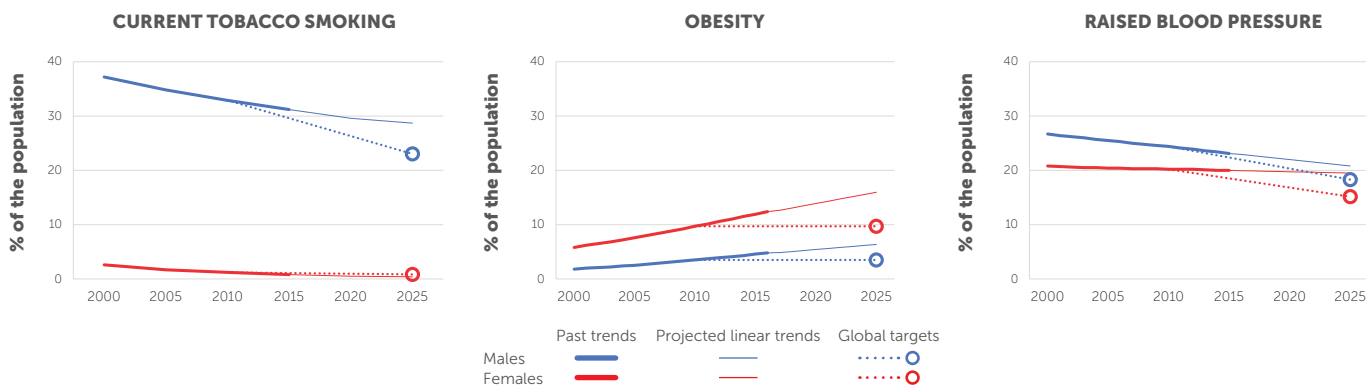
## PROPORTIONAL MORTALITY\*



**1 100 LIVES CAN BE SAVED BY 2025 BY IMPLEMENTING ALL OF THE WHO "BEST BUYS"**

MORTALITY*		NATIONAL TARGET SET		DATA YEAR	MALES	FEMALES	TOTAL
📊	<b>Premature mortality from NCDs</b>	X	Total NCD deaths	2016	2 800	2 500	5 300
			Risk of premature death between 30-70 years (%)	2016	22	19	20
👤	<b>Suicide mortality</b>	-	Suicide mortality rate (per 100 000 population)	2016	-	-	5
RISK FACTORS							
🍷	<b>Harmful use of alcohol</b>	✓	Total alcohol per capita consumption, adults aged 15+ (litres of pure alcohol)	2016	7	1	4
🚶	<b>Physical inactivity</b>	X	Physical inactivity, adults aged 18+ (%)	2016	14	24	19
🧂	<b>Salt/Sodium intake</b>	X	Mean population salt intake, adults aged 20+ (g/day)	2010	8	7	8
🚬	<b>Tobacco use</b>	✓	Current tobacco smoking, adults aged 15+ (%)	2016	31	1	15
🩺	<b>Raised blood pressure</b>	X	Raised blood pressure, adults aged 18+ (%)	2015	23	20	22
👤	<b>Diabetes</b>	X	Raised blood glucose, adults aged 18+ (%)	2014	7	5	6
👤	<b>Obesity</b>	X	Obesity, adults aged 18+ (%)	2016	5	12	9
			Obesity, adolescents aged 10-19 (%)	2016	2	3	2
🏠	<b>Ambient air pollution</b>	-	Exceedance of WHO guidelines level for annual PM2.5 concentration (by a multiple of)	2016	-	-	3
🏠	<b>Household air pollution</b>	-	Population with primary reliance on polluting fuels and technologies (%)	2016	-	-	>95

## SELECTED ADULT RISK FACTOR TRENDS



## NATIONAL SYSTEMS RESPONSE

👤	<b>Drug therapy to prevent heart attacks and strokes</b>	X	Proportion of population at high risk for CVD or with existing CVD (%)	-	...
			Proportion of high risk persons receiving any drug therapy and counselling to prevent heart attacks and strokes (%)	-	...
			Proportion of primary health care centres reported as offering CVD risk stratification	2017	No response
			Reported having CVD guidelines that are utilized in at least 50% of health facilities	2017	No
📦	<b>Essential NCD medicines and basic technologies to treat major NCDs</b>	X	Number of essential NCD medicines reported as "generally available"	2017	3 out of 10
			Number of essential NCD technologies reported as "generally available"	2017	3 out of 6

... = no data available

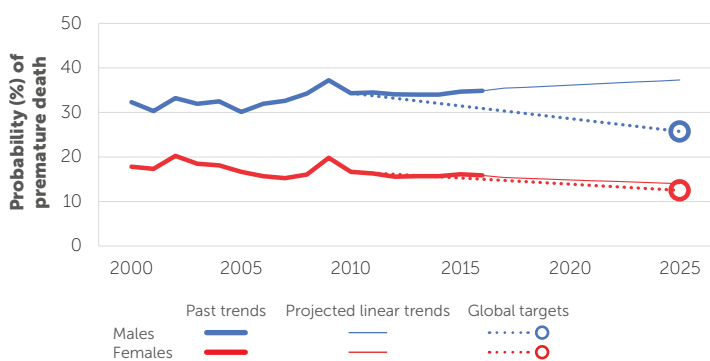
\* The mortality estimates for this country have a high degree of uncertainty because they are not based on any national NCD mortality data (see Explanatory Notes)

World Health Organization - Noncommunicable Diseases (NCD) Country Profiles, 2018.

# GEORGIA

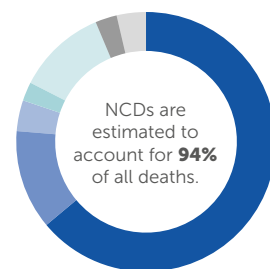
2016 TOTAL POPULATION: 3 925 000  
2016 TOTAL DEATHS: 57 000

## RISK OF PREMATURE DEATH DUE TO NCDs (%)\*



## PROPORTIONAL MORTALITY\*

- ▶ 64% Cardiovascular diseases
- ▶ 12% Cancers
- ▶ 4% Chronic respiratory diseases
- ▶ 2% Diabetes
- ▶ 11% Other NCDs
- ▶ 3% Communicable, maternal, perinatal and nutritional conditions
- ▶ 4% Injuries



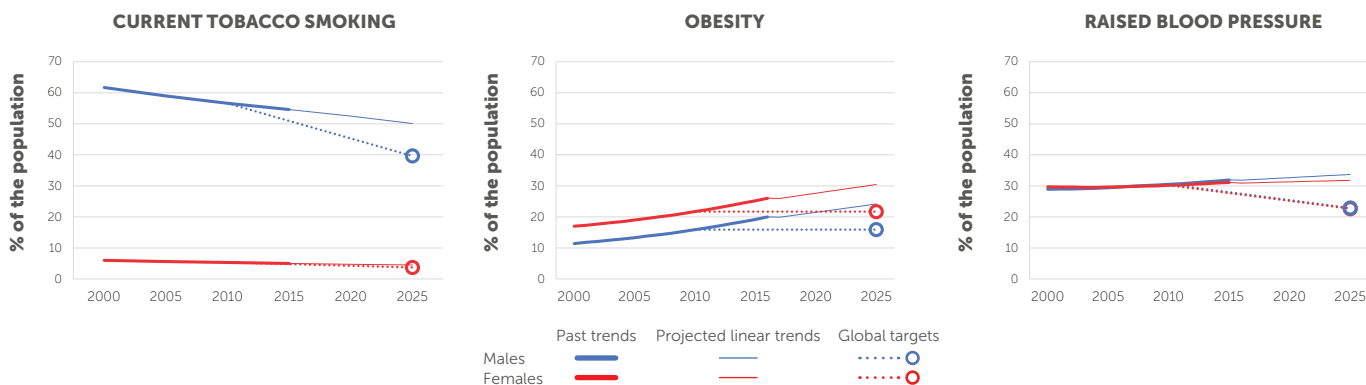
**5 900 LIVES CAN BE SAVED BY 2025 BY IMPLEMENTING ALL OF THE WHO "BEST BUYS"**

MORTALITY*		NATIONAL TARGET SET		DATA YEAR	MALES	FEMALES	TOTAL
Premature mortality from NCDs	✓	Total NCD deaths	2016	25 700	27 500	53 200	
		Risk of premature death between 30-70 years (%)	2016	35	16	25	
Suicide mortality	-	Suicide mortality rate (per 100 000 population)	2016	-	-	8	

RISK FACTORS				DATA YEAR	MALES	FEMALES	TOTAL
Harmful use of alcohol	✓	Total alcohol per capita consumption, adults aged 15+ (litres of pure alcohol)	2016	18	3	10	
Physical inactivity	✓	Physical inactivity, adults aged 18+ (%)	2016	18	20	19	
Salt/Sodium intake	✓	Mean population salt intake, adults aged 20+ (g/day)	2010	14	13	13	
Tobacco use	✓	Current tobacco smoking, adults aged 15+ (%)	2016	54	5	28	
Raised blood pressure	✓	Raised blood pressure, adults aged 18+ (%)	2015	32	31	32	
Diabetes	✓	Raised blood glucose, adults aged 18+ (%)	2014	15	15	15	
Obesity	✓	Obesity, adults aged 18+ (%)	2016	20	26	23	
		Obesity, adolescents aged 10-19 (%)	2016	7	4	6	
Ambient air pollution	-	Exceedance of WHO guidelines level for annual PM2.5 concentration (by a multiple of)	2016	-	-	2	
Household air pollution	-	Population with primary reliance on polluting fuels and technologies (%)	2016	-	-	22	

## SELECTED ADULT RISK FACTOR TRENDS



## NATIONAL SYSTEMS RESPONSE

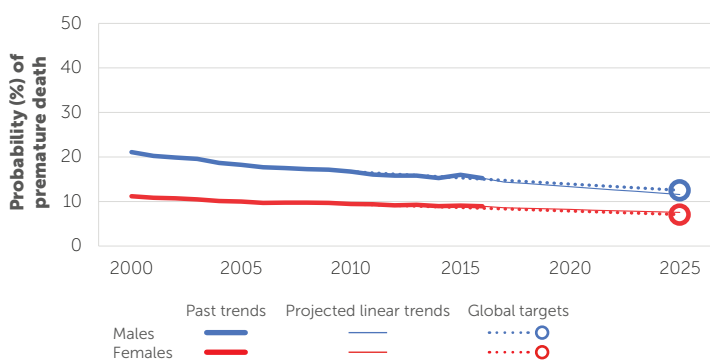
Drug therapy to prevent heart attacks and strokes	✓	Proportion of population at high risk for CVD or with existing CVD (%)	2016	29
		Proportion of high risk persons receiving any drug therapy and counselling to prevent heart attacks and strokes (%)	2016	38
		Proportion of primary health care centres reported as offering CVD risk stratification	2017	25% to 50%
		Reported having CVD guidelines that are utilized in at least 50% of health facilities	2017	Yes
Essential NCD medicines and basic technologies to treat major NCDs	✓	Number of essential NCD medicines reported as "generally available"	2017	10 out of 10
		Number of essential NCD technologies reported as "generally available"	2017	5 out of 6

\* The mortality estimates for this country have a high degree of uncertainty because they are not based on any national NCD mortality data (see Explanatory Notes)

# GERMANY

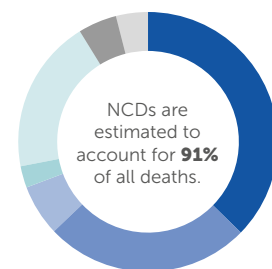
2016 TOTAL POPULATION: 81 915 000  
2016 TOTAL DEATHS: 921 000

## RISK OF PREMATURE DEATH DUE TO NCDs (%)



## PROPORTIONAL MORTALITY

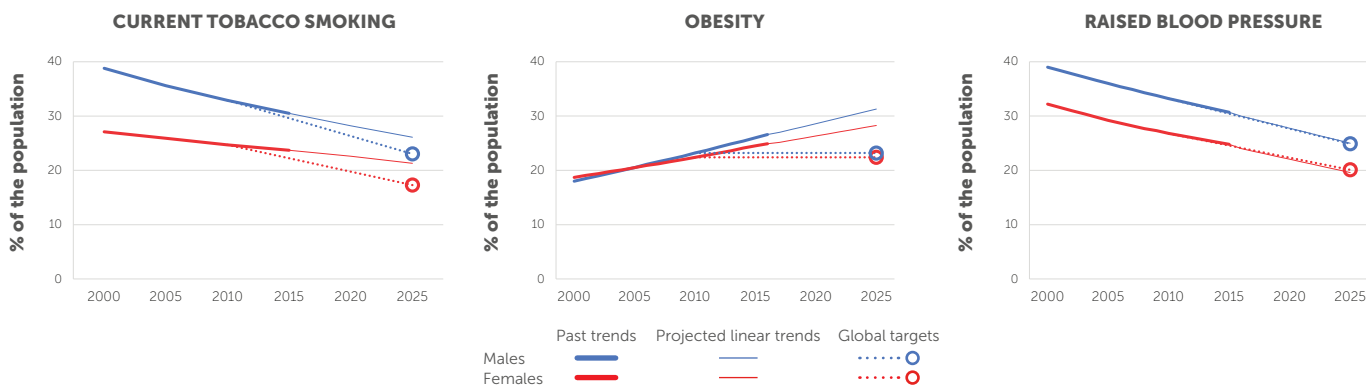
- ▶ 37% Cardiovascular diseases
- ▶ 26% Cancers
- ▶ 6% Chronic respiratory diseases
- ▶ 3% Diabetes
- ▶ 19% Other NCDs
- ▶ 5% Communicable, maternal, perinatal and nutritional conditions
- ▶ 4% Injuries



**340 800 LIVES CAN BE SAVED BY 2025 BY IMPLEMENTING ALL OF THE WHO "BEST BUYS"**

MORTALITY		NATIONAL TARGET SET		DATA YEAR	MALES	FEMALES	TOTAL
📊	<b>Premature mortality from NCDs</b>	X	Total NCD deaths	2016	406 900	432 700	839 500
			Risk of premature death between 30-70 years (%)	2016	15	9	12
👤	<b>Suicide mortality</b>	-	Suicide mortality rate (per 100 000 population)	2016	-	-	14
RISK FACTORS							
🍷	<b>Harmful use of alcohol</b>	X	Total alcohol per capita consumption, adults aged 15+ (litres of pure alcohol)	2016	21	6	13
🚶	<b>Physical inactivity</b>	X	Physical inactivity, adults aged 18+ (%)	2016	44	48	46
🧂	<b>Salt/Sodium intake</b>	X	Mean population salt intake, adults aged 20+ (g/day)	2010	9	9	9
🚬	<b>Tobacco use</b>	X	Current tobacco smoking, adults aged 15+ (%)	2016	30	23	27
🩺	<b>Raised blood pressure</b>	X	Raised blood pressure, adults aged 18+ (%)	2015	31	25	28
👤	<b>Diabetes</b>	X	Raised blood glucose, adults aged 18+ (%)	2014	8	6	7
👤	<b>Obesity</b>	✓	Obesity, adults aged 18+ (%)	2016	27	25	26
			Obesity, adolescents aged 10-19 (%)	2016	10	6	8
🏠	<b>Ambient air pollution</b>	-	Exceedance of WHO guidelines level for annual PM2.5 concentration (by a multiple of)	2016	-	-	1
🏠	<b>Household air pollution</b>	-	Population with primary reliance on polluting fuels and technologies (%)	2016	-	-	<5

## SELECTED ADULT RISK FACTOR TRENDS



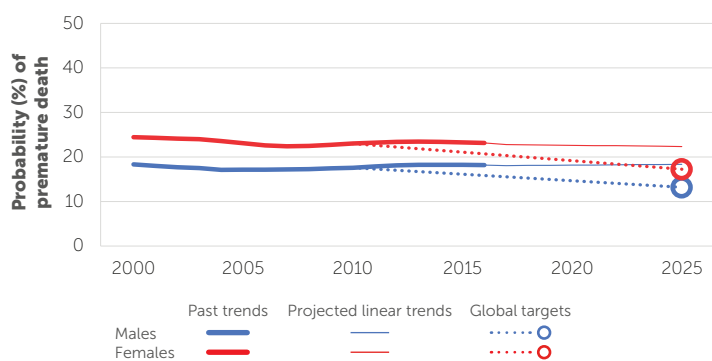
## NATIONAL SYSTEMS RESPONSE

👤	<b>Drug therapy to prevent heart attacks and strokes</b>	X	Proportion of population at high risk for CVD or with existing CVD (%)	-	...
			Proportion of high risk persons receiving any drug therapy and counselling to prevent heart attacks and strokes (%)	-	...
			Proportion of primary health care centres reported as offering CVD risk stratification	2017	More than 50%
			Reported having CVD guidelines that are utilized in at least 50% of health facilities	2017	Yes
📦	<b>Essential NCD medicines and basic technologies to treat major NCDs</b>	X	Number of essential NCD medicines reported as "generally available"	2017	10 out of 10
			Number of essential NCD technologies reported as "generally available"	2017	6 out of 6

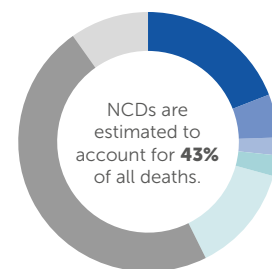
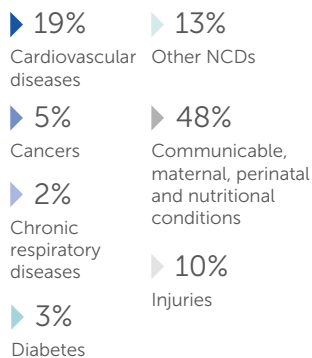
... = no data available

World Health Organization - Noncommunicable Diseases (NCD) Country Profiles, 2018.

## RISK OF PREMATURE DEATH DUE TO NCDs (%)\*



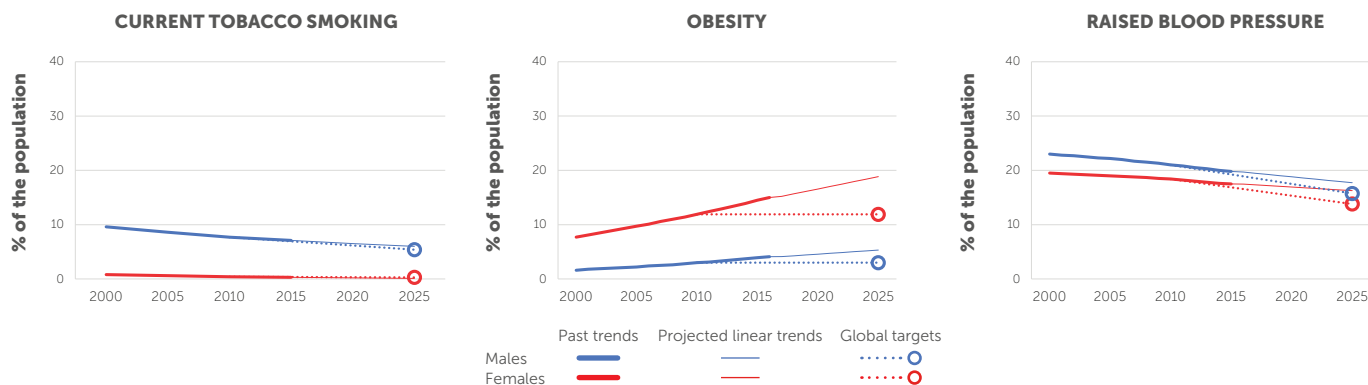
## PROPORTIONAL MORTALITY\*



**22 000 LIVES CAN BE SAVED BY 2025 BY IMPLEMENTING ALL OF THE WHO "BEST BUYS"**

MORTALITY*		NATIONAL TARGET SET		DATA YEAR	MALES	FEMALES	TOTAL
Premature mortality from NCDs	X	Total NCD deaths	2016	41 300	53 100	94 400	
		Risk of premature death between 30-70 years (%)	2016	18	23	21	
Suicide mortality	-	Suicide mortality rate (per 100 000 population)	2016	-	-	5	
RISK FACTORS							
Harmful use of alcohol	X	Total alcohol per capita consumption, adults aged 15+ (litres of pure alcohol)	2016	5	1	3	
Physical inactivity	X	Physical inactivity, adults aged 18+ (%)	2016	17	23	20	
Salt/Sodium intake	X	Mean population salt intake, adults aged 20+ (g/day)	2010	6	6	6	
Tobacco use	X	Current tobacco smoking, adults aged 15+ (%)	2016	7	0	4	
Raised blood pressure	X	Raised blood pressure, adults aged 18+ (%)	2015	20	18	19	
Diabetes	X	Raised blood glucose, adults aged 18+ (%)	2014	5	5	5	
Obesity	X	Obesity, adults aged 18+ (%)	2016	4	15	10	
		Obesity, adolescents aged 10-19 (%)	2016	1	3	2	
Ambient air pollution	-	Exceedance of WHO guidelines level for annual PM2.5 concentration (by a multiple of)	2016	-	-	3	
Household air pollution	-	Population with primary reliance on polluting fuels and technologies (%)	2016	-	-	78	

## SELECTED ADULT RISK FACTOR TRENDS



## NATIONAL SYSTEMS RESPONSE

Drug therapy to prevent heart attacks and strokes	X	Proportion of population at high risk for CVD or with existing CVD (%)	-	...
		Proportion of high risk persons receiving any drug therapy and counselling to prevent heart attacks and strokes (%)	-	...
		Proportion of primary health care centres reported as offering CVD risk stratification	2017	None
		Reported having CVD guidelines that are utilized in at least 50% of health facilities	2017	Yes
Essential NCD medicines and basic technologies to treat major NCDs	X	Number of essential NCD medicines reported as "generally available"	2017	9 out of 10
		Number of essential NCD technologies reported as "generally available"	2017	5 out of 6

... = no data available

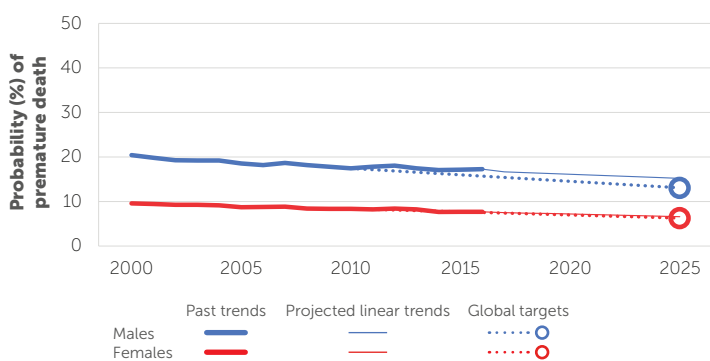
\* The mortality estimates for this country have a high degree of uncertainty because they are not based on any national NCD mortality data (see Explanatory Notes)

# GREECE

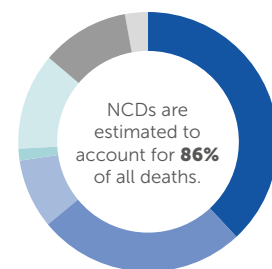
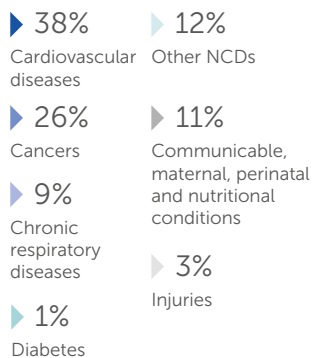
2016 TOTAL POPULATION: 11 184 000

2016 TOTAL DEATHS: 121 000

## RISK OF PREMATURE DEATH DUE TO NCDs (%)



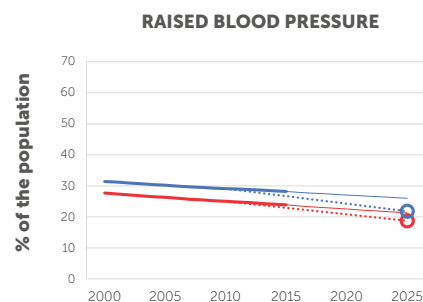
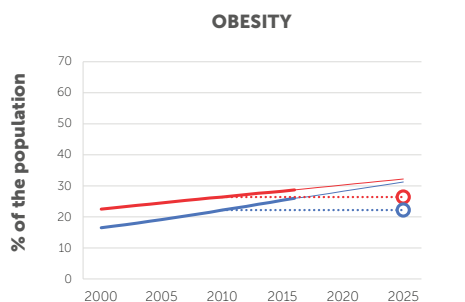
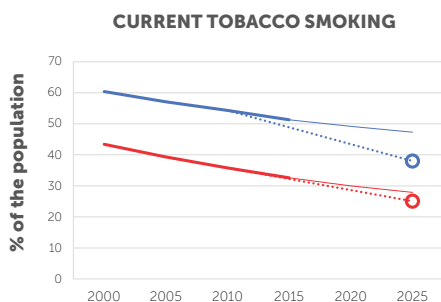
## PROPORTIONAL MORTALITY



**44 100 LIVES CAN BE SAVED BY 2025 BY IMPLEMENTING ALL OF THE WHO "BEST BUYS"**

		NATIONAL TARGET SET		DATA YEAR	MALES	FEMALES	TOTAL
<b>MORTALITY</b>							
	<b>Premature mortality from NCDs</b>	X	Total NCD deaths	2016	53 300	51 100	104 400
			Risk of premature death between 30-70 years (%)	2016	17	8	12
	<b>Suicide mortality</b>	-	Suicide mortality rate (per 100 000 population)	2016	-	-	5
<b>RISK FACTORS</b>							
	<b>Harmful use of alcohol</b>	X	Total alcohol per capita consumption, adults aged 15+ (litres of pure alcohol)	2016	17	4	10
	<b>Physical inactivity</b>	X	Physical inactivity, adults aged 18+ (%)	2016	37	44	41
	<b>Salt/Sodium intake</b>	X	Mean population salt intake, adults aged 20+ (g/day)	2010	10	9	10
	<b>Tobacco use</b>	X	Current tobacco smoking, adults aged 15+ (%)	2016	51	32	41
	<b>Raised blood pressure</b>	X	Raised blood pressure, adults aged 18+ (%)	2015	28	24	26
	<b>Diabetes</b>	X	Raised blood glucose, adults aged 18+ (%)	2014	10	9	9
	<b>Obesity</b>	X	Obesity, adults aged 18+ (%)	2016	26	29	27
			Obesity, adolescents aged 10-19 (%)	2016	14	9	12
	<b>Ambient air pollution</b>	-	Exceedance of WHO guidelines level for annual PM2.5 concentration (by a multiple of)	2016	-	-	2
	<b>Household air pollution</b>	-	Population with primary reliance on polluting fuels and technologies (%)	2016	-	-	6

## SELECTED ADULT RISK FACTOR TRENDS



## NATIONAL SYSTEMS RESPONSE

	<b>Drug therapy to prevent heart attacks and strokes</b>	X	Proportion of population at high risk for CVD or with existing CVD (%)	-	...
			Proportion of high risk persons receiving any drug therapy and counselling to prevent heart attacks and strokes (%)	-	...
			Proportion of primary health care centres reported as offering CVD risk stratification	2017	Don't know
			Reported having CVD guidelines that are utilized in at least 50% of health facilities	2017	No
	<b>Essential NCD medicines and basic technologies to treat major NCDs</b>	X	Number of essential NCD medicines reported as "generally available"	2017	10 out of 10
			Number of essential NCD technologies reported as "generally available"	2017	5 out of 6

... = no data available

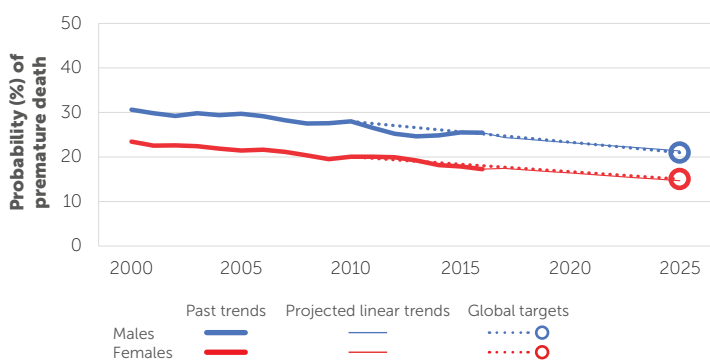
World Health Organization - Noncommunicable Diseases (NCD) Country Profiles, 2018.



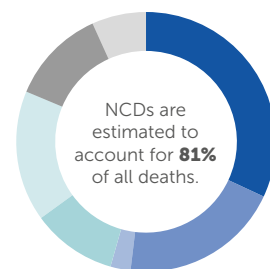
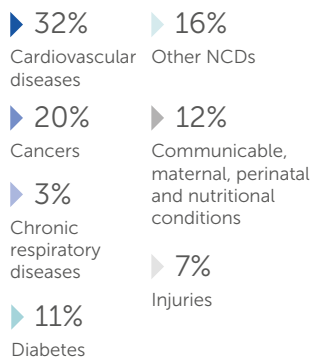
# GRENADA

2016 TOTAL POPULATION: 107 000  
2016 TOTAL DEATHS: 780

## RISK OF PREMATURE DEATH DUE TO NCDs (%)



## PROPORTIONAL MORTALITY



**8 800 LIVES CAN BE SAVED BY 2025 BY IMPLEMENTING ALL OF THE WHO "BEST BUYS"**

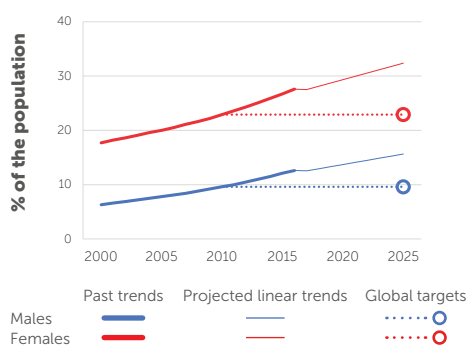
		NATIONAL TARGET SET		DATA YEAR	MALES	FEMALES	TOTAL
<b>MORTALITY</b>							
	<b>Premature mortality from NCDs</b>	✓	Total NCD deaths	2016	310	330	630
			Risk of premature death between 30-70 years (%)	2016	25	17	21
	<b>Suicide mortality</b>	-	Suicide mortality rate (per 100 000 population)	2016	-	-	2
<b>RISK FACTORS</b>							
	<b>Harmful use of alcohol</b>	✓	Total alcohol per capita consumption, adults aged 15+ (litres of pure alcohol)	2016	15	3	9
	<b>Physical inactivity</b>	✓	Physical inactivity, adults aged 18+ (%)	2016	21	35	28
	<b>Salt/Sodium intake</b>	X	Mean population salt intake, adults aged 20+ (g/day)	2010	7	6	7
	<b>Tobacco use</b>	✓	Current tobacco smoking, adults aged 15+ (%)	2016	...	...	...
	<b>Raised blood pressure</b>	✓	Raised blood pressure, adults aged 18+ (%)	2015	24	20	22
	<b>Diabetes</b>	✓	Raised blood glucose, adults aged 18+ (%)	2014	7	12	10
	<b>Obesity</b>	✓	Obesity, adults aged 18+ (%)	2016	13	28	20
			Obesity, adolescents aged 10-19 (%)	2016	9	9	9
	<b>Ambient air pollution</b>	-	Exceedance of WHO guidelines level for annual PM2.5 concentration (by a multiple of)	2016	-	-	2
	<b>Household air pollution</b>	-	Population with primary reliance on polluting fuels and technologies (%)	2016	-	-	<5

## SELECTED ADULT RISK FACTOR TRENDS

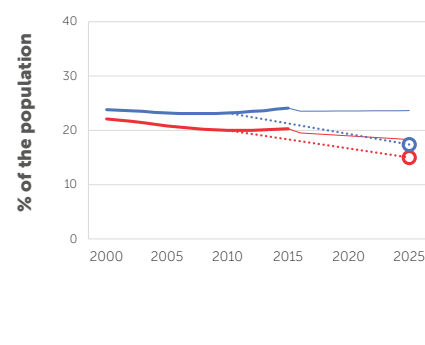
### CURRENT TOBACCO SMOKING

NO DATA AVAILABLE

### OBESITY



### RAISED BLOOD PRESSURE



## NATIONAL SYSTEMS RESPONSE

	<b>Drug therapy to prevent heart attacks and strokes</b>	X	Proportion of population at high risk for CVD or with existing CVD (%)	-	...
			Proportion of high risk persons receiving any drug therapy and counselling to prevent heart attacks and strokes (%)	-	...
			Proportion of primary health care centres reported as offering CVD risk stratification	2017	None
			Reported having CVD guidelines that are utilized in at least 50% of health facilities	2017	No
	<b>Essential NCD medicines and basic technologies to treat major NCDs</b>	✓	Number of essential NCD medicines reported as "generally available"	2017	10 out of 10
			Number of essential NCD technologies reported as "generally available"	2017	5 out of 6

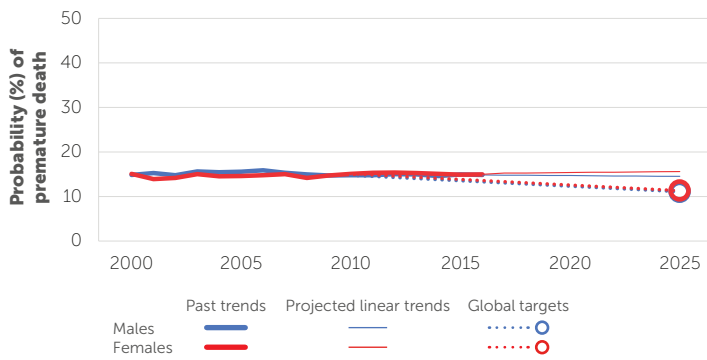
... = no data available

World Health Organization - Noncommunicable Diseases (NCD) Country Profiles, 2018.

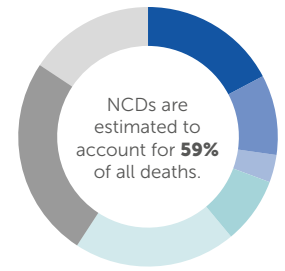
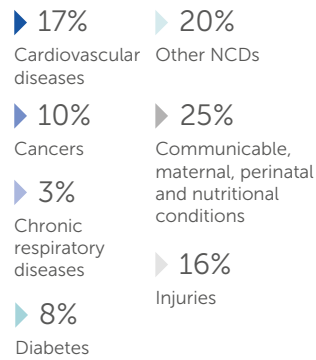
# GUATEMALA

2016 TOTAL POPULATION: 16 582 000  
2016 TOTAL DEATHS: 80 000

## RISK OF PREMATURE DEATH DUE TO NCDs (%)



## PROPORTIONAL MORTALITY




**5 900 LIVES CAN BE SAVED BY 2025 BY IMPLEMENTING ALL OF THE WHO "BEST BUYS"**

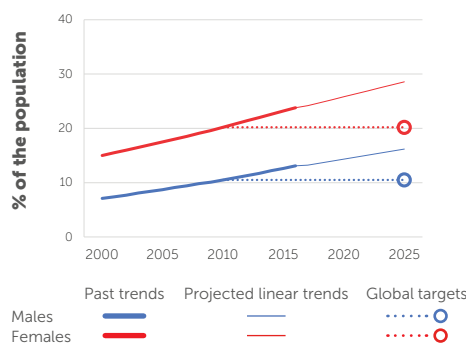
		NATIONAL TARGET SET		DATA YEAR	MALES	FEMALES	TOTAL
<b>MORTALITY</b>							
	<b>Premature mortality from NCDs</b>	✓	Total NCD deaths	2016	23 900	23 500	47 500
			Risk of premature death between 30-70 years (%)	2016	15	15	15
	<b>Suicide mortality</b>	-	Suicide mortality rate (per 100 000 population)	2016	-	-	3
<b>RISK FACTORS</b>							
	<b>Harmful use of alcohol</b>	✓	Total alcohol per capita consumption, adults aged 15+ (litres of pure alcohol)	2016	4	1	2
	<b>Physical inactivity</b>	✓	Physical inactivity, adults aged 18+ (%)	2016	35	36	35
	<b>Salt/Sodium intake</b>	✓	Mean population salt intake, adults aged 20+ (g/day)	2010	8	7	7
	<b>Tobacco use</b>	✓	Current tobacco smoking, adults aged 15+ (%)	2016	...	...	...
	<b>Raised blood pressure</b>	✓	Raised blood pressure, adults aged 18+ (%)	2015	18	16	17
	<b>Diabetes</b>	✓	Raised blood glucose, adults aged 18+ (%)	2014	7	8	8
	<b>Obesity</b>	✓	Obesity, adults aged 18+ (%)	2016	13	24	19
			Obesity, adolescents aged 10-19 (%)	2016	8	9	8
	<b>Ambient air pollution</b>	-	Exceedance of WHO guidelines level for annual PM2.5 concentration (by a multiple of)	2016	-	-	2
	<b>Household air pollution</b>	-	Population with primary reliance on polluting fuels and technologies (%)	2016	-	-	55

## SELECTED ADULT RISK FACTOR TRENDS

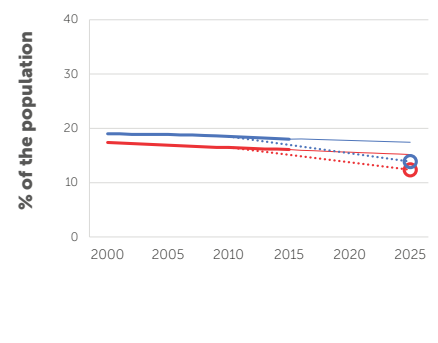
### CURRENT TOBACCO SMOKING



### OBESITY



### RAISED BLOOD PRESSURE



## NATIONAL SYSTEMS RESPONSE

	<b>Drug therapy to prevent heart attacks and strokes</b>	X	Proportion of population at high risk for CVD or with existing CVD (%)	-	...
			Proportion of high risk persons receiving any drug therapy and counselling to prevent heart attacks and strokes (%)	-	...
			Proportion of primary health care centres reported as offering CVD risk stratification	2017	Less than 25%
			Reported having CVD guidelines that are utilized in at least 50% of health facilities	2017	No
	<b>Essential NCD medicines and basic technologies to treat major NCDs</b>	X	Number of essential NCD medicines reported as "generally available"	2017	2 out of 10
			Number of essential NCD technologies reported as "generally available"	2017	3 out of 6

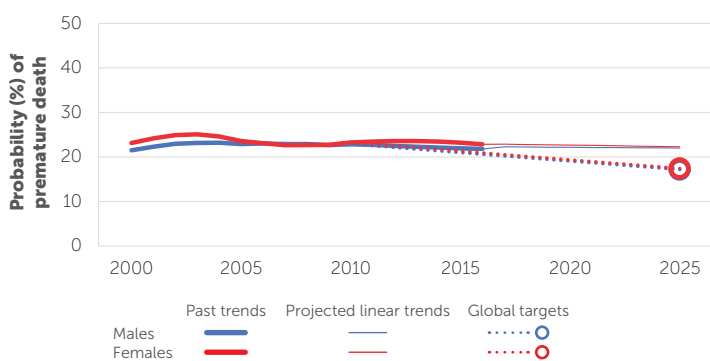
... = no data available

World Health Organization - Noncommunicable Diseases (NCD) Country Profiles, 2018.

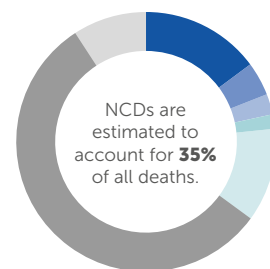
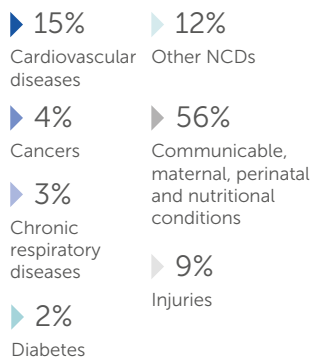
# GUINEA

2016 TOTAL POPULATION: 12 396 000  
2016 TOTAL DEATHS: 117 000

## RISK OF PREMATURE DEATH DUE TO NCDs (%)\*



## PROPORTIONAL MORTALITY\*




7 700 LIVES CAN BE SAVED BY 2025 BY IMPLEMENTING ALL OF THE WHO "BEST BUYS"

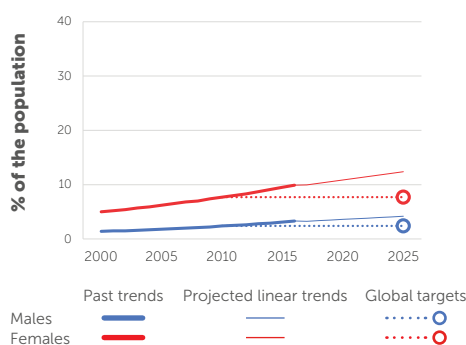
MORTALITY*		NATIONAL TARGET SET		DATA YEAR	MALES	FEMALES	TOTAL
	<b>Premature mortality from NCDs</b>	X	Total NCD deaths	2016	19 500	21 600	41 100
			Risk of premature death between 30-70 years (%)	2016	22	23	22
	<b>Suicide mortality</b>	-	Suicide mortality rate (per 100 000 population)	2016	-	-	6
RISK FACTORS							
	<b>Harmful use of alcohol</b>	X	Total alcohol per capita consumption, adults aged 15+ (litres of pure alcohol)	2016	2	0	1
	<b>Physical inactivity</b>	X	Physical inactivity, adults aged 18+ (%)	2016	10	17	14
	<b>Salt/Sodium intake</b>	X	Mean population salt intake, adults aged 20+ (g/day)	2010	7	7	7
	<b>Tobacco use</b>	X	Current tobacco smoking, adults aged 15+ (%)	2016	...	...	...
	<b>Raised blood pressure</b>	X	Raised blood pressure, adults aged 18+ (%)	2015	24	25	24
	<b>Diabetes</b>	X	Raised blood glucose, adults aged 18+ (%)	2014	5	5	5
	<b>Obesity</b>	X	Obesity, adults aged 18+ (%)	2016	3	10	7
			Obesity, adolescents aged 10-19 (%)	2016	1	2	1
	<b>Ambient air pollution</b>	-	Exceedance of WHO guidelines level for annual PM2.5 concentration (by a multiple of)	2016	-	-	2
	<b>Household air pollution</b>	-	Population with primary reliance on polluting fuels and technologies (%)	2016	-	-	>95

## SELECTED ADULT RISK FACTOR TRENDS

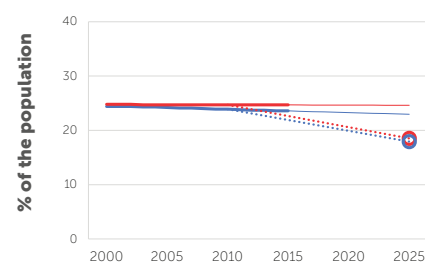
### CURRENT TOBACCO SMOKING



### OBESITY



### RAISED BLOOD PRESSURE



## NATIONAL SYSTEMS RESPONSE

	<b>Drug therapy to prevent heart attacks and strokes</b>	X	Proportion of population at high risk for CVD or with existing CVD (%)	-	...
			Proportion of high risk persons receiving any drug therapy and counselling to prevent heart attacks and strokes (%)	-	...
			Proportion of primary health care centres reported as offering CVD risk stratification	2017	Less than 25%
			Reported having CVD guidelines that are utilized in at least 50% of health facilities	2017	No
	<b>Essential NCD medicines and basic technologies to treat major NCDs</b>	X	Number of essential NCD medicines reported as "generally available"	2017	6 out of 10
			Number of essential NCD technologies reported as "generally available"	2017	3 out of 6

... = no data available

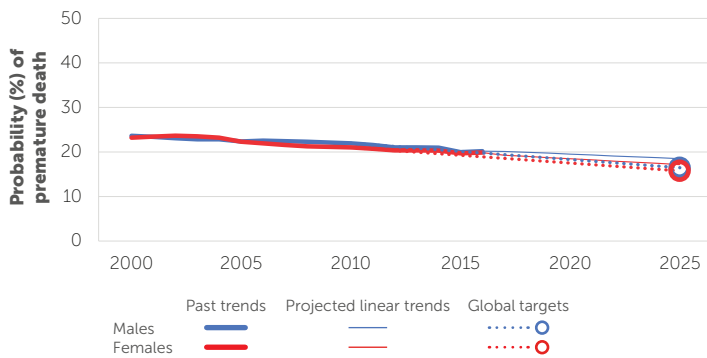
\* The mortality estimates for this country have a high degree of uncertainty because they are not based on any national NCD mortality data (see Explanatory Notes)

World Health Organization - Noncommunicable Diseases (NCD) Country Profiles, 2018.

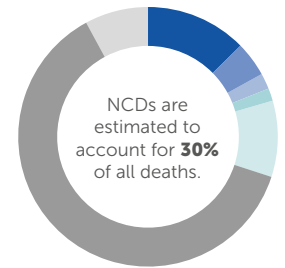
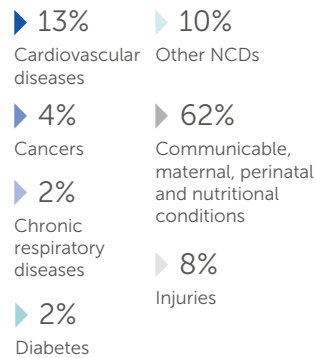
# GUINEA-BISSAU

2016 TOTAL POPULATION: 1 816 000  
2016 TOTAL DEATHS: 16 000

## RISK OF PREMATURE DEATH DUE TO NCDs (%)\*



## PROPORTIONAL MORTALITY\*




## 1 100 LIVES CAN BE SAVED BY 2025 BY IMPLEMENTING ALL OF THE WHO "BEST BUYS"

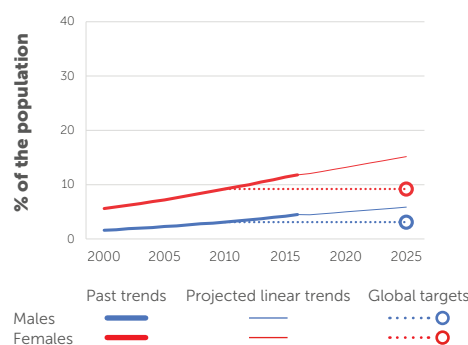
		NATIONAL TARGET SET		DATA YEAR	MALES	FEMALES	TOTAL
<b>MORTALITY*</b>							
	<b>Premature mortality from NCDs</b>	X	Total NCD deaths	2016	2 300	2 600	5 000
			Risk of premature death between 30-70 years (%)	2016	20	20	20
	<b>Suicide mortality</b>	-	Suicide mortality rate (per 100 000 population)	2016	-	-	4
<b>RISK FACTORS</b>							
	<b>Harmful use of alcohol</b>	X	Total alcohol per capita consumption, adults aged 15+ (litres of pure alcohol)	2016	8	1	5
	<b>Physical inactivity</b>	X	Physical inactivity, adults aged 18+ (%)	2016	...	...	...
	<b>Salt/Sodium intake</b>	X	Mean population salt intake, adults aged 20+ (g/day)	2010	8	7	8
	<b>Tobacco use</b>	X	Current tobacco smoking, adults aged 15+ (%)	2016	...	...	...
	<b>Raised blood pressure</b>	X	Raised blood pressure, adults aged 18+ (%)	2015	24	24	24
	<b>Diabetes</b>	X	Raised blood glucose, adults aged 18+ (%)	2014	5	5	5
	<b>Obesity</b>	X	Obesity, adults aged 18+ (%)	2016	5	12	8
			Obesity, adolescents aged 10-19 (%)	2016	1	2	2
	<b>Ambient air pollution</b>	-	Exceedance of WHO guidelines level for annual PM2.5 concentration (by a multiple of)	2016	-	-	3
	<b>Household air pollution</b>	-	Population with primary reliance on polluting fuels and technologies (%)	2016	-	-	>95

## SELECTED ADULT RISK FACTOR TRENDS

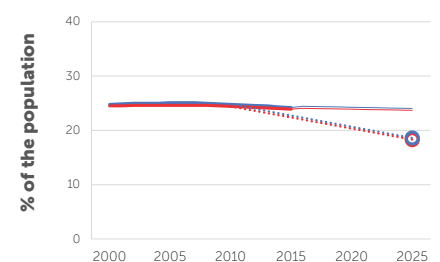
### CURRENT TOBACCO SMOKING



### OBESITY



### RAISED BLOOD PRESSURE



## NATIONAL SYSTEMS RESPONSE

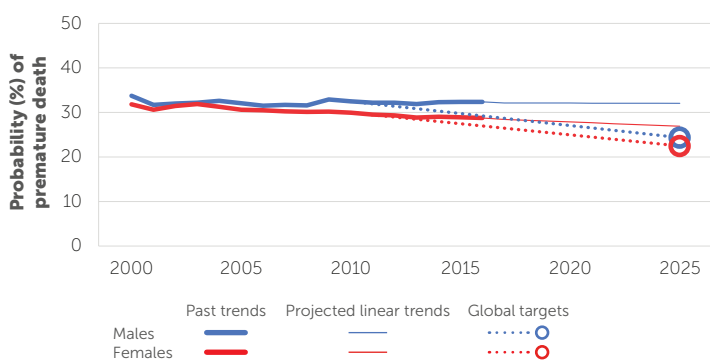
			Proportion of population at high risk for CVD or with existing CVD (%)	-	...
	<b>Drug therapy to prevent heart attacks and strokes</b>	X	Proportion of high risk persons receiving any drug therapy and counselling to prevent heart attacks and strokes (%)	-	...
			Proportion of primary health care centres reported as offering CVD risk stratification	2017	None
			Reported having CVD guidelines that are utilized in at least 50% of health facilities	2017	No
	<b>Essential NCD medicines and basic technologies to treat major NCDs</b>	X	Number of essential NCD medicines reported as "generally available"	2017	3 out of 10
			Number of essential NCD technologies reported as "generally available"	2017	3 out of 6

... = no data available

\* The mortality estimates for this country have a high degree of uncertainty because they are not based on any national NCD mortality data (see Explanatory Notes)

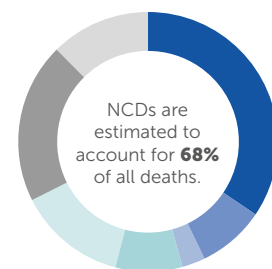
World Health Organization - Noncommunicable Diseases (NCD) Country Profiles, 2018.

## RISK OF PREMATURE DEATH DUE TO NCDs (%)



## PROPORTIONAL MORTALITY

- ▶ 34% Cardiovascular diseases
- ▶ 8% Cancers
- ▶ 3% Chronic respiratory diseases
- ▶ 8% Diabetes
- ▶ 14% Other NCDs
- ▶ 20% Communicable, maternal, perinatal and nutritional conditions
- ▶ 12% Injuries



## 6 000 LIVES CAN BE SAVED BY 2025 BY IMPLEMENTING ALL OF THE WHO "BEST BUYS"

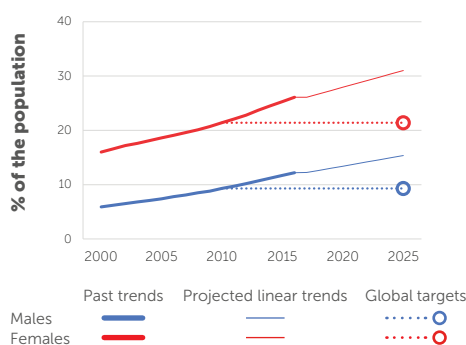
		NATIONAL TARGET SET		DATA YEAR	MALES	FEMALES	TOTAL
<b>MORTALITY</b>							
	<b>Premature mortality from NCDs</b>	✓	Total NCD deaths	2016	2 300	2 200	4 400
			Risk of premature death between 30-70 years (%)	2016	32	29	31
	<b>Suicide mortality</b>	-	Suicide mortality rate (per 100 000 population)	2016	-	-	29
<b>RISK FACTORS</b>							
	<b>Harmful use of alcohol</b>	✓	Total alcohol per capita consumption, adults aged 15+ (litres of pure alcohol)	2016	11	2	6
	<b>Physical inactivity</b>	✓	Physical inactivity, adults aged 18+ (%)	2016	...	...	...
	<b>Salt/Sodium intake</b>	✓	Mean population salt intake, adults aged 20+ (g/day)	2010	7	6	6
	<b>Tobacco use</b>	✓	Current tobacco smoking, adults aged 15+ (%)	2016	...	...	...
	<b>Raised blood pressure</b>	X	Raised blood pressure, adults aged 18+ (%)	2015	21	18	20
	<b>Diabetes</b>	X	Raised blood glucose, adults aged 18+ (%)	2014	7	11	9
	<b>Obesity</b>	X	Obesity, adults aged 18+ (%)	2016	12	26	19
			Obesity, adolescents aged 10-19 (%)	2016	8	9	9
	<b>Ambient air pollution</b>	-	Exceedance of WHO guidelines level for annual PM2.5 concentration (by a multiple of)	2016	-	-	2
	<b>Household air pollution</b>	-	Population with primary reliance on polluting fuels and technologies (%)	2016	-	-	26

## SELECTED ADULT RISK FACTOR TRENDS

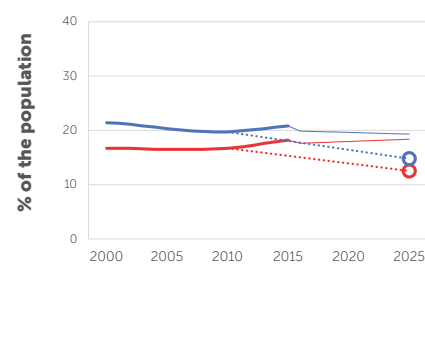
### CURRENT TOBACCO SMOKING

NO DATA AVAILABLE

### OBESITY



### RAISED BLOOD PRESSURE

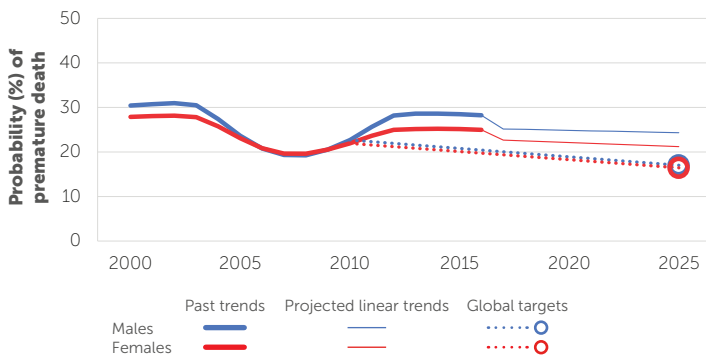


## NATIONAL SYSTEMS RESPONSE

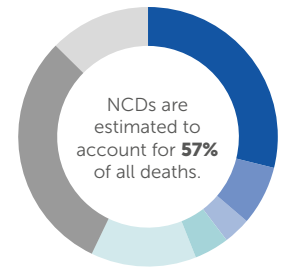
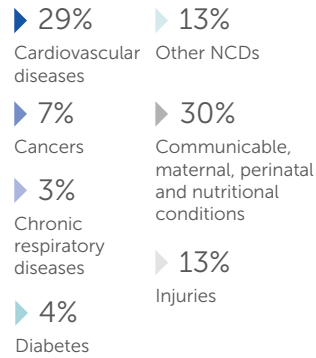
			Proportion of population at high risk for CVD or with existing CVD (%)	-	...
	<b>Drug therapy to prevent heart attacks and strokes</b>	✓	Proportion of high risk persons receiving any drug therapy and counselling to prevent heart attacks and strokes (%)	-	...
			Proportion of primary health care centres reported as offering CVD risk stratification	2017	25% to 50%
			Reported having CVD guidelines that are utilized in at least 50% of health facilities	2017	Yes
	<b>Essential NCD medicines and basic technologies to treat major NCDs</b>	X	Number of essential NCD medicines reported as "generally available"	2017	9 out of 10
			Number of essential NCD technologies reported as "generally available"	2017	6 out of 6

... = no data available

## RISK OF PREMATURE DEATH DUE TO NCDs (%)\*



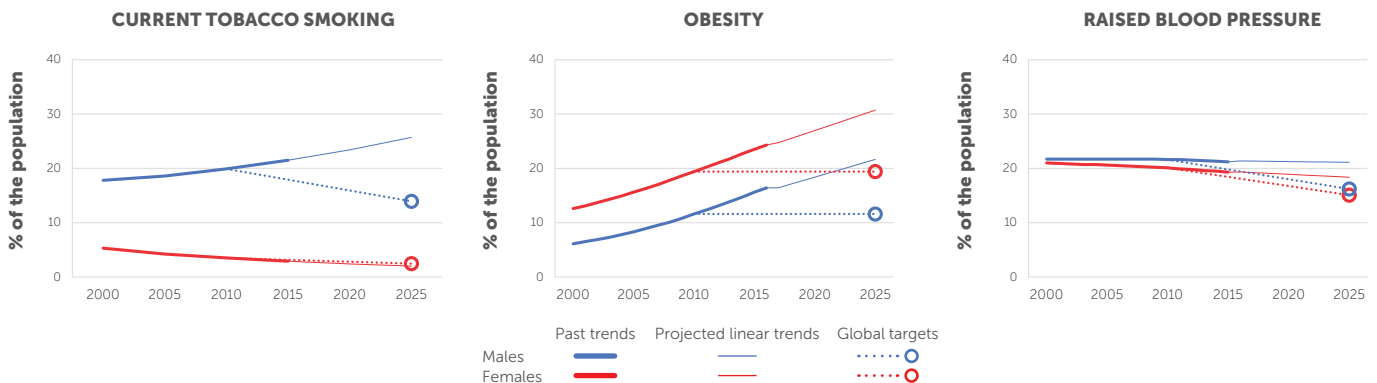
## PROPORTIONAL MORTALITY\*



**3 000 LIVES CAN BE SAVED BY 2025 BY IMPLEMENTING ALL OF THE WHO "BEST BUYS"**

MORTALITY*		NATIONAL TARGET SET		DATA YEAR	MALES	FEMALES	TOTAL
	<b>Premature mortality from NCDs</b>	X	Total NCD deaths	2016	25 900	26 800	52 700
			Risk of premature death between 30-70 years (%)	2016	28	25	27
	<b>Suicide mortality</b>	-	Suicide mortality rate (per 100 000 population)	2016	-	-	12
RISK FACTORS							
	<b>Harmful use of alcohol</b>	X	Total alcohol per capita consumption, adults aged 15+ (litres of pure alcohol)	2016	10	2	6
	<b>Physical inactivity</b>	X	Physical inactivity, adults aged 18+ (%)	2016	...	...	...
	<b>Salt/Sodium intake</b>	X	Mean population salt intake, adults aged 20+ (g/day)	2010	7	6	7
	<b>Tobacco use</b>	X	Current tobacco smoking, adults aged 15+ (%)	2016	22	3	12
	<b>Raised blood pressure</b>	X	Raised blood pressure, adults aged 18+ (%)	2015	21	19	20
	<b>Diabetes</b>	X	Raised blood glucose, adults aged 18+ (%)	2014	7	7	7
	<b>Obesity</b>	X	Obesity, adults aged 18+ (%)	2016	16	24	21
			Obesity, adolescents aged 10-19 (%)	2016	12	6	9
	<b>Ambient air pollution</b>	-	Exceedance of WHO guidelines level for annual PM2.5 concentration (by a multiple of)	2016	-	-	1
	<b>Household air pollution</b>	-	Population with primary reliance on polluting fuels and technologies (%)	2016	-	-	>95

## SELECTED ADULT RISK FACTOR TRENDS



## NATIONAL SYSTEMS RESPONSE

	<b>Drug therapy to prevent heart attacks and strokes</b>	X	Proportion of population at high risk for CVD or with existing CVD (%)	-	...
			Proportion of high risk persons receiving any drug therapy and counselling to prevent heart attacks and strokes (%)	-	...
			Proportion of primary health care centres reported as offering CVD risk stratification	2017	Less than 25%
			Reported having CVD guidelines that are utilized in at least 50% of health facilities	2017	No
	<b>Essential NCD medicines and basic technologies to treat major NCDs</b>	X	Number of essential NCD medicines reported as "generally available"	2017	9 out of 10
			Number of essential NCD technologies reported as "generally available"	2017	4 out of 6

... = no data available

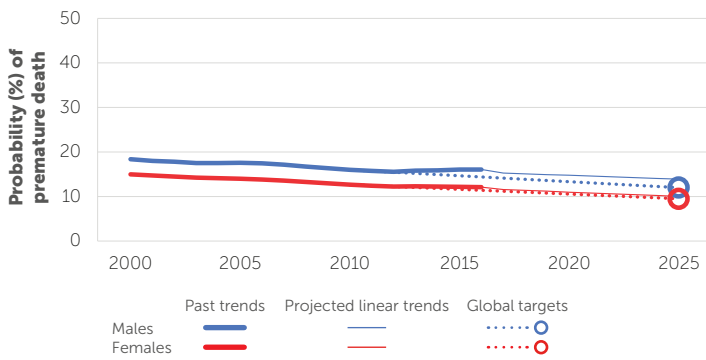
\* The mortality estimates for this country have a high degree of uncertainty because they are not based on any national NCD mortality data (see Explanatory Notes)

World Health Organization - Noncommunicable Diseases (NCD) Country Profiles, 2018.

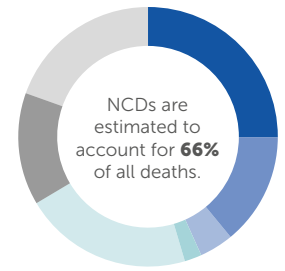
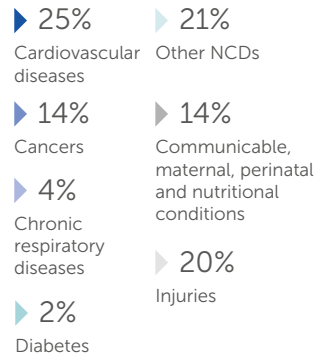
# HONDURAS

2016 TOTAL POPULATION: 9 113 000  
2016 TOTAL DEATHS: 39 000

## RISK OF PREMATURE DEATH DUE TO NCDs (%)\*



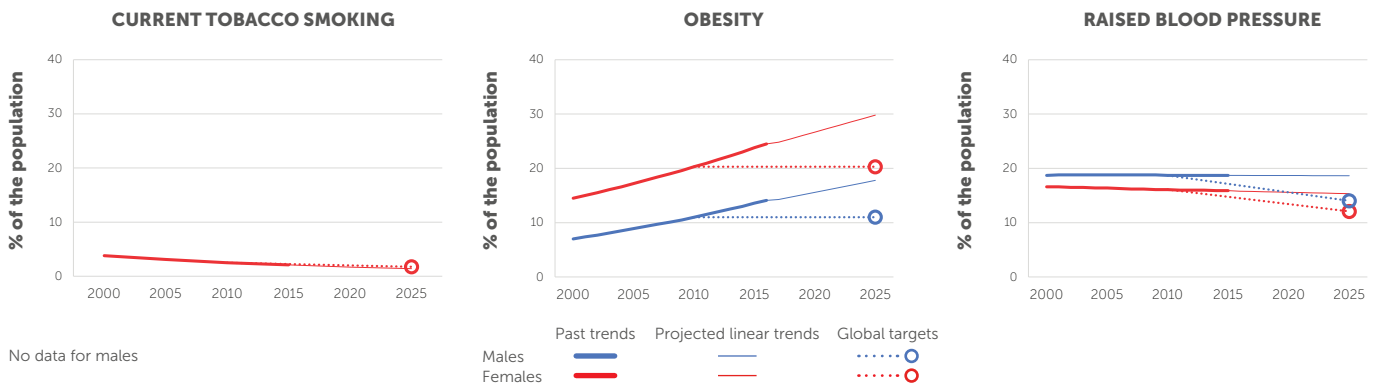
## PROPORTIONAL MORTALITY\*



**3 500 LIVES CAN BE SAVED BY 2025 BY IMPLEMENTING ALL OF THE WHO "BEST BUYS"**

MORTALITY*		NATIONAL TARGET SET		DATA YEAR	MALES	FEMALES	TOTAL
Premature mortality from NCDs	✓	Total NCD deaths	2016	13 000	13 200	26 200	
		Risk of premature death between 30-70 years (%)	2016	16	12	14	
Suicide mortality	-	Suicide mortality rate (per 100 000 population)	2016	-	-	3	
RISK FACTORS							
Harmful use of alcohol	✓	Total alcohol per capita consumption, adults aged 15+ (litres of pure alcohol)	2016	7	1	4	
Physical inactivity	X	Physical inactivity, adults aged 18+ (%)	2016	...	...	...	
Salt/Sodium intake	X	Mean population salt intake, adults aged 20+ (g/day)	2010	8	7	7	
Tobacco use	✓	Current tobacco smoking, adults aged 15+ (%)	2016	...	2	...	
Raised blood pressure	✓	Raised blood pressure, adults aged 18+ (%)	2015	19	16	17	
Diabetes	✓	Raised blood glucose, adults aged 18+ (%)	2014	7	8	7	
Obesity	✓	Obesity, adults aged 18+ (%)	2016	14	25	19	
		Obesity, adolescents aged 10-19 (%)	2016	8	9	8	
Ambient air pollution	-	Exceedance of WHO guidelines level for annual PM2.5 concentration (by a multiple of)	2016	-	-	2	
Household air pollution	-	Population with primary reliance on polluting fuels and technologies (%)	2016	-	-	47	

## SELECTED ADULT RISK FACTOR TRENDS



## NATIONAL SYSTEMS RESPONSE

Drug therapy to prevent heart attacks and strokes	X	Proportion of population at high risk for CVD or with existing CVD (%)	-	...
		Proportion of high risk persons receiving any drug therapy and counselling to prevent heart attacks and strokes (%)	-	...
		Proportion of primary health care centres reported as offering CVD risk stratification	2017	None
		Reported having CVD guidelines that are utilized in at least 50% of health facilities	2017	No
Essential NCD medicines and basic technologies to treat major NCDs	X	Number of essential NCD medicines reported as "generally available"	2017	2 out of 10
		Number of essential NCD technologies reported as "generally available"	2017	4 out of 6

... = no data available

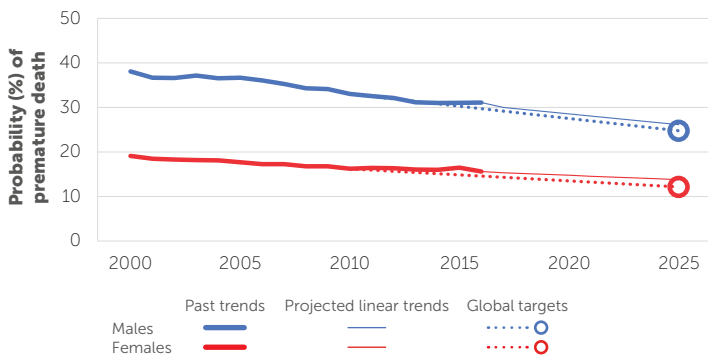
\* The mortality estimates for this country have a high degree of uncertainty because they are not based on any national NCD mortality data (see Explanatory Notes)

World Health Organization - Noncommunicable Diseases (NCD) Country Profiles, 2018.

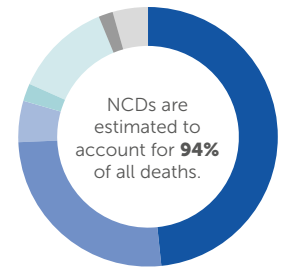
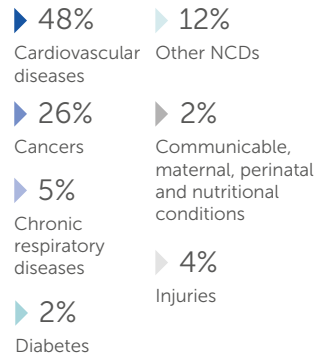
# HUNGARY

2016 TOTAL POPULATION: 9 753 000  
2016 TOTAL DEATHS: 127 000

## RISK OF PREMATURE DEATH DUE TO NCDs (%)



## PROPORTIONAL MORTALITY

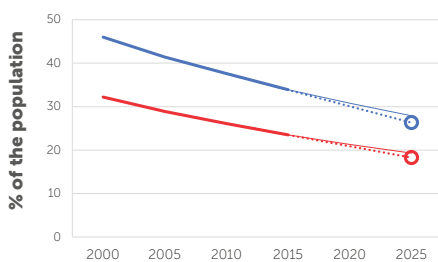


**35 300 LIVES CAN BE SAVED BY 2025 BY IMPLEMENTING ALL OF THE WHO "BEST BUYS"**

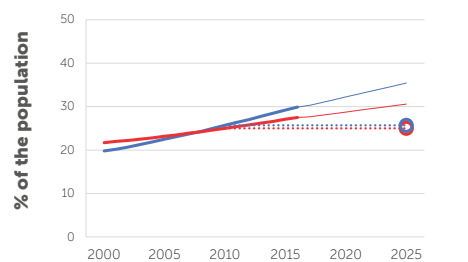
		NATIONAL TARGET SET		DATA YEAR	MALES	FEMALES	TOTAL
<b>MORTALITY</b>							
	<b>Premature mortality from NCDs</b>	X	Total NCD deaths	2016	57 900	61 300	119 200
			Risk of premature death between 30-70 years (%)	2016	31	16	23
	<b>Suicide mortality</b>	-	Suicide mortality rate (per 100 000 population)	2016	-	-	19
<b>RISK FACTORS</b>							
	<b>Harmful use of alcohol</b>	X	Total alcohol per capita consumption, adults aged 15+ (litres of pure alcohol)	2016	19	5	11
	<b>Physical inactivity</b>	X	Physical inactivity, adults aged 18+ (%)	2016	35	46	41
	<b>Salt/Sodium intake</b>	X	Mean population salt intake, adults aged 20+ (g/day)	2010	11	10	11
	<b>Tobacco use</b>	X	Current tobacco smoking, adults aged 15+ (%)	2016	33	23	28
	<b>Raised blood pressure</b>	X	Raised blood pressure, adults aged 18+ (%)	2015	41	33	37
	<b>Diabetes</b>	X	Raised blood glucose, adults aged 18+ (%)	2014	11	9	10
	<b>Obesity</b>	X	Obesity, adults aged 18+ (%)	2016	30	28	29
			Obesity, adolescents aged 10-19 (%)	2016	12	7	10
	<b>Ambient air pollution</b>	-	Exceedance of WHO guidelines level for annual PM2.5 concentration (by a multiple of)	2016	-	-	2
	<b>Household air pollution</b>	-	Population with primary reliance on polluting fuels and technologies (%)	2016	-	-	<5

## SELECTED ADULT RISK FACTOR TRENDS

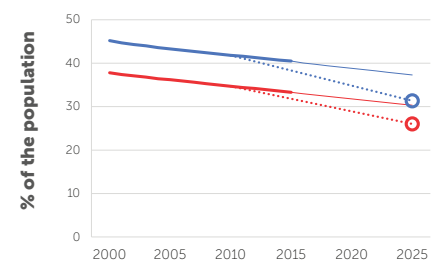
### CURRENT TOBACCO SMOKING



### OBESITY



### RAISED BLOOD PRESSURE



## NATIONAL SYSTEMS RESPONSE

	<b>Drug therapy to prevent heart attacks and strokes</b>	X	Proportion of population at high risk for CVD or with existing CVD (%)	-	...
			Proportion of high risk persons receiving any drug therapy and counselling to prevent heart attacks and strokes (%)	-	...
			Proportion of primary health care centres reported as offering CVD risk stratification	2017	More than 50%
			Reported having CVD guidelines that are utilized in at least 50% of health facilities	2017	Don't know
	<b>Essential NCD medicines and basic technologies to treat major NCDs</b>	X	Number of essential NCD medicines reported as "generally available"	2017	10 out of 10
			Number of essential NCD technologies reported as "generally available"	2017	5 out of 6

... = no data available

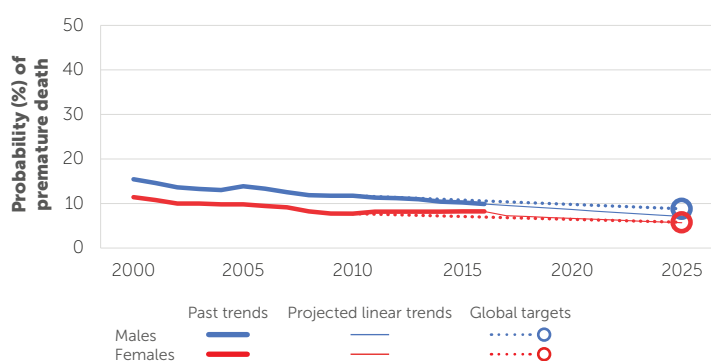
World Health Organization - Noncommunicable Diseases (NCD) Country Profiles, 2018.



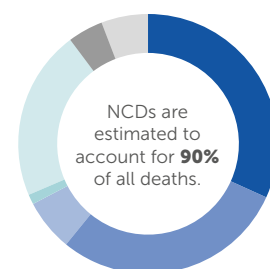
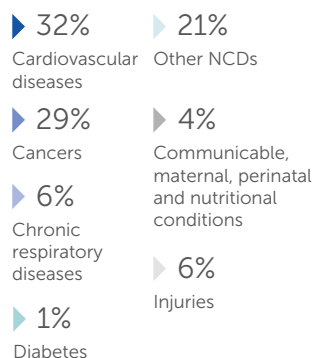
# ICELAND

2016 TOTAL POPULATION: 332 000  
2016 TOTAL DEATHS: 2 200

## RISK OF PREMATURE DEATH DUE TO NCDs (%)



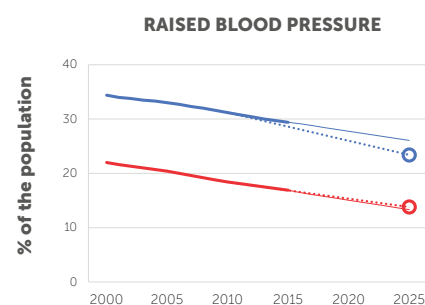
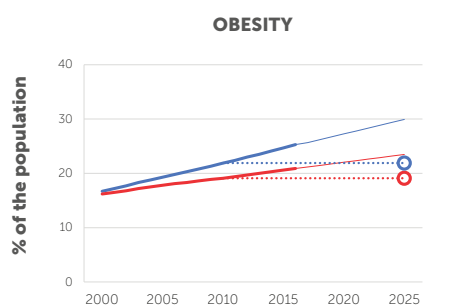
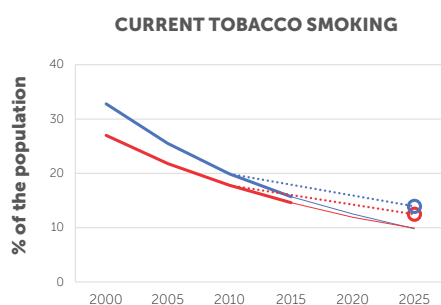
## PROPORTIONAL MORTALITY



**4 100 LIVES CAN BE SAVED BY 2025 BY IMPLEMENTING ALL OF THE WHO "BEST BUYS"**

		NATIONAL TARGET SET		DATA YEAR	MALES	FEMALES	TOTAL
<b>MORTALITY</b>							
	<b>Premature mortality from NCDs</b>	X	Total NCD deaths	2016	1 000	1 000	2 000
			Risk of premature death between 30-70 years (%)	2016	10	8	9
	<b>Suicide mortality</b>	-	Suicide mortality rate (per 100 000 population)	2016	-	-	14
<b>RISK FACTORS</b>							
	<b>Harmful use of alcohol</b>	X	Total alcohol per capita consumption, adults aged 15+ (litres of pure alcohol)	2016	15	4	9
	<b>Physical inactivity</b>	X	Physical inactivity, adults aged 18+ (%)	2016	...	...	...
	<b>Salt/Sodium intake</b>	X	Mean population salt intake, adults aged 20+ (g/day)	2010	10	9	9
	<b>Tobacco use</b>	X	Current tobacco smoking, adults aged 15+ (%)	2016	15	14	14
	<b>Raised blood pressure</b>	X	Raised blood pressure, adults aged 18+ (%)	2015	29	17	23
	<b>Diabetes</b>	X	Raised blood glucose, adults aged 18+ (%)	2014	9	5	7
	<b>Obesity</b>	X	Obesity, adults aged 18+ (%)	2016	25	21	23
			Obesity, adolescents aged 10-19 (%)	2016	11	6	9
	<b>Ambient air pollution</b>	-	Exceedance of WHO guidelines level for annual PM2.5 concentration (by a multiple of) <sup>a</sup>	2016	-	-	-
	<b>Household air pollution</b>	-	Population with primary reliance on polluting fuels and technologies (%)	2016	-	-	<5

## SELECTED ADULT RISK FACTOR TRENDS



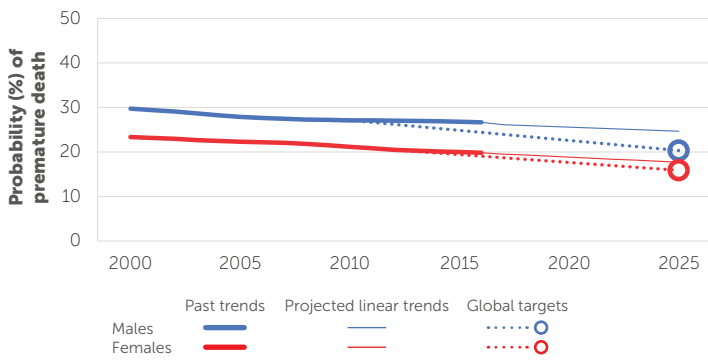
## NATIONAL SYSTEMS RESPONSE

	<b>Drug therapy to prevent heart attacks and strokes</b>	X	Proportion of population at high risk for CVD or with existing CVD (%)	-	...
			Proportion of high risk persons receiving any drug therapy and counselling to prevent heart attacks and strokes (%)	-	...
			Proportion of primary health care centres reported as offering CVD risk stratification	2017	Don't know
			Reported having CVD guidelines that are utilized in at least 50% of health facilities	2017	Yes
	<b>Essential NCD medicines and basic technologies to treat major NCDs</b>	X	Number of essential NCD medicines reported as "generally available"	2017	10 out of 10
			Number of essential NCD technologies reported as "generally available"	2017	6 out of 6

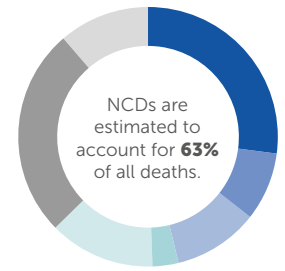
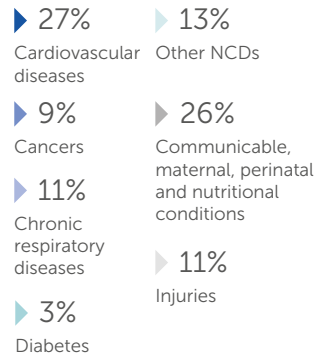
... = no data available  
° not exceeding

World Health Organization - Noncommunicable Diseases (NCD) Country Profiles, 2018.

## RISK OF PREMATURE DEATH DUE TO NCDs (%)\*



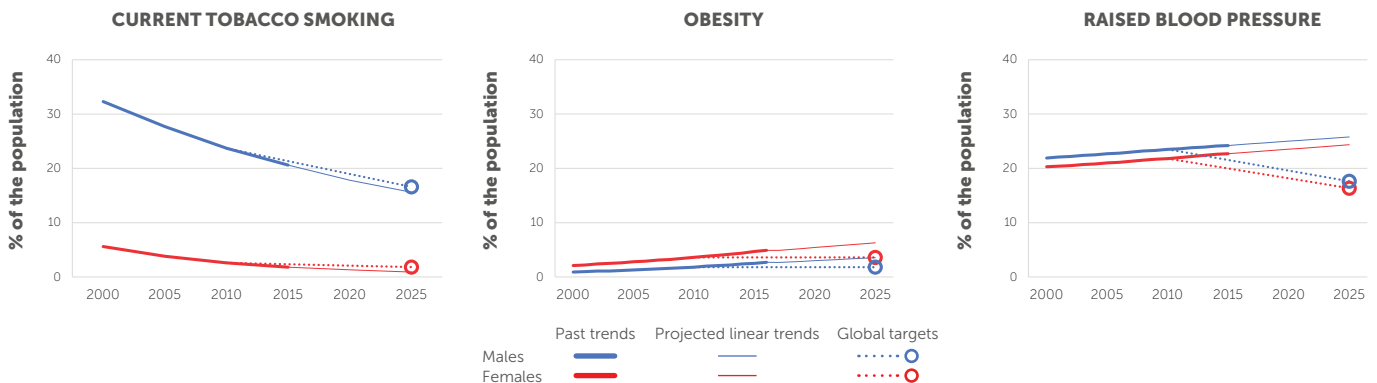
## PROPORTIONAL MORTALITY\*



**1 343 500 LIVES CAN BE SAVED BY 2025 BY IMPLEMENTING ALL OF THE WHO "BEST BUYS"**

MORTALITY*		NATIONAL TARGET SET	DATA YEAR	MALES	FEMALES	TOTAL
📄	<b>Premature mortality from NCDs</b>	✓ Total NCD deaths	2016	3 313 000	2 682 000	5 995 000
		✓ Risk of premature death between 30-70 years (%)	2016	27	20	23
👤	<b>Suicide mortality</b>	- Suicide mortality rate (per 100 000 population)	2016	-	-	16
RISK FACTORS						
🍷	<b>Harmful use of alcohol</b>	✓ Total alcohol per capita consumption, adults aged 15+ (litres of pure alcohol)	2016	9	2	6
🚶	<b>Physical inactivity</b>	✓ Physical inactivity, adults aged 18+ (%)	2016	24	43	33
🧂	<b>Salt/Sodium intake</b>	✓ Mean population salt intake, adults aged 20+ (g/day)	2010	10	9	9
🚬	<b>Tobacco use</b>	✓ Current tobacco smoking, adults aged 15+ (%)	2016	20	2	11
🩺	<b>Raised blood pressure</b>	✓ Raised blood pressure, adults aged 18+ (%)	2015	24	23	24
👤	<b>Diabetes</b>	✓ Raised blood glucose, adults aged 18+ (%)	2014	8	8	8
👤	<b>Obesity</b>	✓ Obesity, adults aged 18+ (%)	2016	3	5	4
		Obesity, adolescents aged 10-19 (%)	2016	2	1	2
🏠	<b>Ambient air pollution</b>	- Exceedance of WHO guidelines level for annual PM2.5 concentration (by a multiple of)	2016	-	-	7
🏠	<b>Household air pollution</b>	- Population with primary reliance on polluting fuels and technologies (%)	2016	-	-	59

## SELECTED ADULT RISK FACTOR TRENDS



## NATIONAL SYSTEMS RESPONSE

👤	<b>Drug therapy to prevent heart attacks and strokes</b>	✓ Proportion of population at high risk for CVD or with existing CVD (%)	-	...
		✓ Proportion of high risk persons receiving any drug therapy and counselling to prevent heart attacks and strokes (%)	-	...
		✓ Proportion of primary health care centres reported as offering CVD risk stratification	2017	25% to 50%
		✓ Reported having CVD guidelines that are utilized in at least 50% of health facilities	2017	Yes
📄	<b>Essential NCD medicines and basic technologies to treat major NCDs</b>	✓ Number of essential NCD medicines reported as "generally available"	2017	9 out of 10
		✓ Number of essential NCD technologies reported as "generally available"	2017	5 out of 6

... = no data available

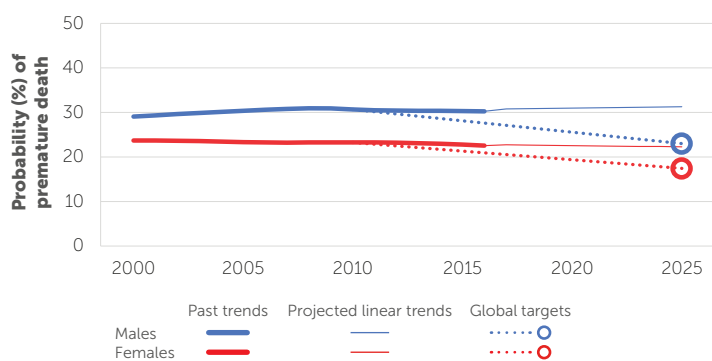
\* The mortality estimates for this country have a high degree of uncertainty because they are not based on any national NCD mortality data (see Explanatory Notes)

World Health Organization - Noncommunicable Diseases (NCD) Country Profiles, 2018.

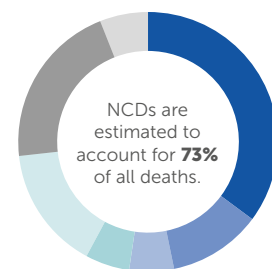
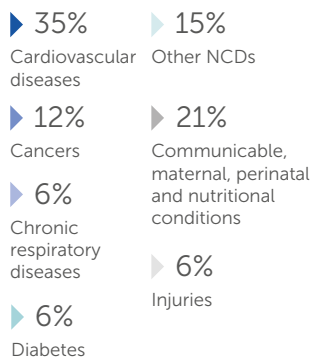
# INDONESIA

2016 TOTAL POPULATION: 261 100 000  
2016 TOTAL DEATHS: 1 863 000

## RISK OF PREMATURE DEATH DUE TO NCDs (%)\*



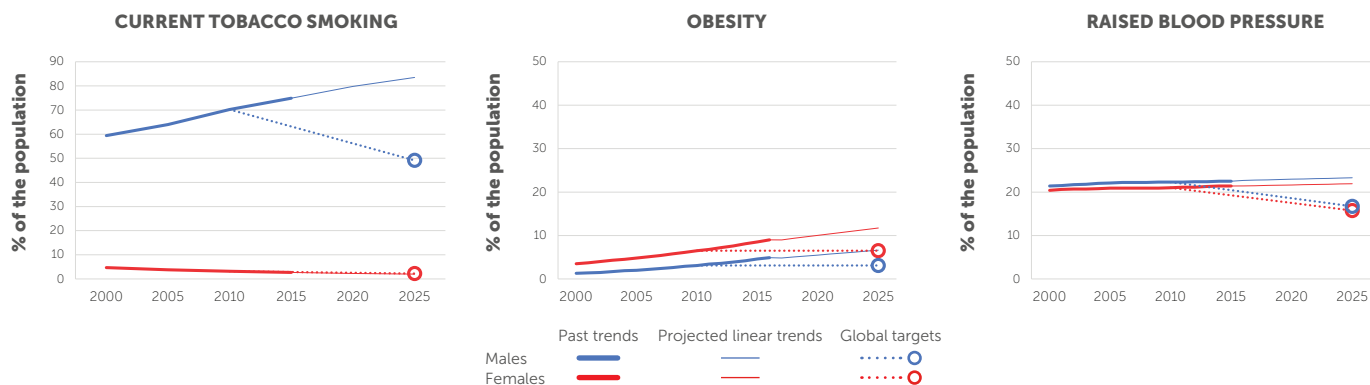
## PROPORTIONAL MORTALITY\*



**193 900 LIVES CAN BE SAVED BY 2025 BY IMPLEMENTING ALL OF THE WHO "BEST BUYS"**

MORTALITY*		NATIONAL TARGET SET		DATA YEAR	MALES	FEMALES	TOTAL
Premature mortality from NCDs	✓	Total NCD deaths	2016	722 400	642 300	1 365 000	
		Risk of premature death between 30-70 years (%)	2016	30	23	26	
Suicide mortality	-	Suicide mortality rate (per 100 000 population)	2016	-	-	3	
RISK FACTORS							
Harmful use of alcohol	✓	Total alcohol per capita consumption, adults aged 15+ (litres of pure alcohol)	2016	1	0	1	
Physical inactivity	✓	Physical inactivity, adults aged 18+ (%)	2016	22	21	22	
Salt/Sodium intake	✓	Mean population salt intake, adults aged 20+ (g/day)	2010	9	8	9	
Tobacco use	✓	Current tobacco smoking, adults aged 15+ (%)	2016	76	3	39	
Raised blood pressure	✓	Raised blood pressure, adults aged 18+ (%)	2015	23	21	22	
Diabetes	X	Raised blood glucose, adults aged 18+ (%)	2014	7	7	7	
Obesity	✓	Obesity, adults aged 18+ (%)	2016	5	9	7	
		Obesity, adolescents aged 10-19 (%)	2016	6	4	5	
Ambient air pollution	-	Exceedance of WHO guidelines level for annual PM2.5 concentration (by a multiple of)	2016	-	-	2	
Household air pollution	-	Population with primary reliance on polluting fuels and technologies (%)	2016	-	-	42	

## SELECTED ADULT RISK FACTOR TRENDS



## NATIONAL SYSTEMS RESPONSE

Drug therapy to prevent heart attacks and strokes	✓	Proportion of population at high risk for CVD or with existing CVD (%)	-	...
		Proportion of high risk persons receiving any drug therapy and counselling to prevent heart attacks and strokes (%)	-	...
		Proportion of primary health care centres reported as offering CVD risk stratification	2017	Less than 25%
		Reported having CVD guidelines that are utilized in at least 50% of health facilities	2017	No
Essential NCD medicines and basic technologies to treat major NCDs	✓	Number of essential NCD medicines reported as "generally available"	2017	10 out of 10
		Number of essential NCD technologies reported as "generally available"	2017	5 out of 6

... = no data available

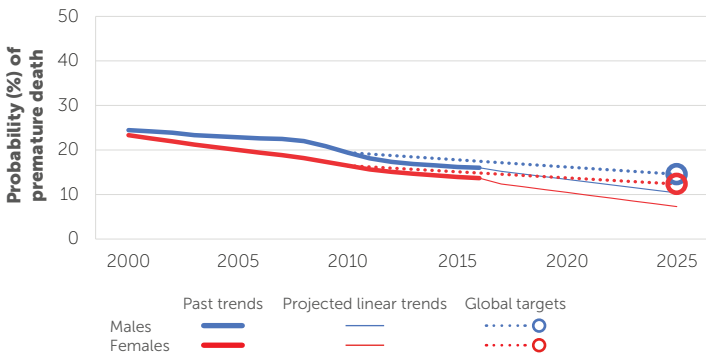
\* The mortality estimates for this country have a high degree of uncertainty because they are not based on any national NCD mortality data (see Explanatory Notes)

World Health Organization - Noncommunicable Diseases (NCD) Country Profiles, 2018.

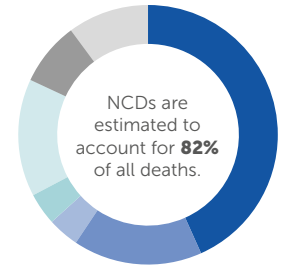
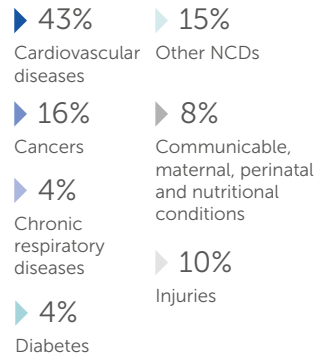
# IRAN (ISLAMIC REPUBLIC OF)

2016 TOTAL POPULATION: 80 277 000  
2016 TOTAL DEATHS: 371 000

## RISK OF PREMATURE DEATH DUE TO NCDs (%)\*



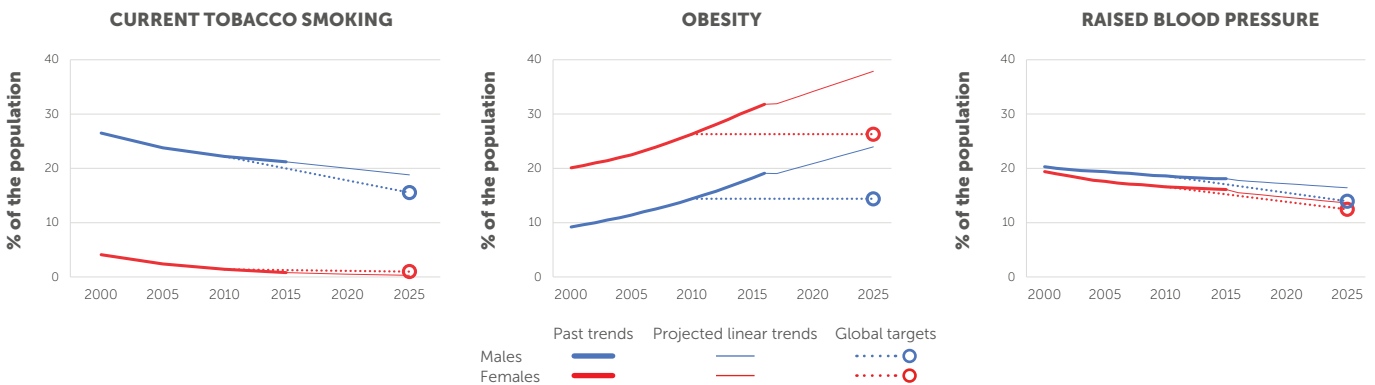
## PROPORTIONAL MORTALITY\*



**31 900 LIVES CAN BE SAVED BY 2025 BY IMPLEMENTING ALL OF THE WHO "BEST BUYS"**

MORTALITY*		NATIONAL TARGET SET		DATA YEAR	MALES	FEMALES	TOTAL
📄	<b>Premature mortality from NCDs</b>	✓	Total NCD deaths	2016	166 200	138 100	304 400
			Risk of premature death between 30-70 years (%)	2016	16	14	15
👤	<b>Suicide mortality</b>	-	Suicide mortality rate (per 100 000 population)	2016	-	-	4
RISK FACTORS							
🍷	<b>Harmful use of alcohol</b>	✓	Total alcohol per capita consumption, adults aged 15+ (litres of pure alcohol)	2016	2	0	1
🚶	<b>Physical inactivity</b>	✓	Physical inactivity, adults aged 18+ (%)	2016	22	42	32
🧂	<b>Salt/Sodium intake</b>	✓	Mean population salt intake, adults aged 20+ (g/day)	2010	11	10	10
🚬	<b>Tobacco use</b>	✓	Current tobacco smoking, adults aged 15+ (%)	2016	21	1	11
🩺	<b>Raised blood pressure</b>	✓	Raised blood pressure, adults aged 18+ (%)	2015	18	16	17
👤	<b>Diabetes</b>	✓	Raised blood glucose, adults aged 18+ (%)	2014	10	11	10
👤	<b>Obesity</b>	✓	Obesity, adults aged 18+ (%)	2016	19	32	26
			Obesity, adolescents aged 10-19 (%)	2016	9	8	9
🏠	<b>Ambient air pollution</b>	-	Exceedance of WHO guidelines level for annual PM2.5 concentration (by a multiple of)	2016	-	-	4
🏠	<b>Household air pollution</b>	-	Population with primary reliance on polluting fuels and technologies (%)	2016	-	-	<5

## SELECTED ADULT RISK FACTOR TRENDS



## NATIONAL SYSTEMS RESPONSE

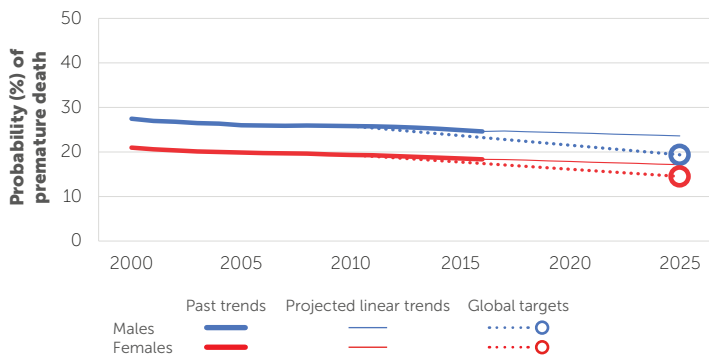
👤	<b>Drug therapy to prevent heart attacks and strokes</b>	✓	Proportion of population at high risk for CVD or with existing CVD (%)	-	...
			Proportion of high risk persons receiving any drug therapy and counselling to prevent heart attacks and strokes (%)	-	...
			Proportion of primary health care centres reported as offering CVD risk stratification	2017	More than 50%
			Reported having CVD guidelines that are utilized in at least 50% of health facilities	2017	Yes
📄	<b>Essential NCD medicines and basic technologies to treat major NCDs</b>	✓	Number of essential NCD medicines reported as "generally available"	2017	10 out of 10
			Number of essential NCD technologies reported as "generally available"	2017	6 out of 6

... = no data available

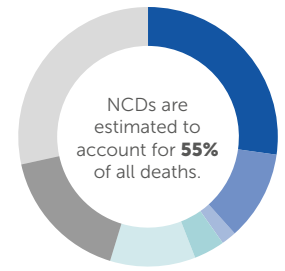
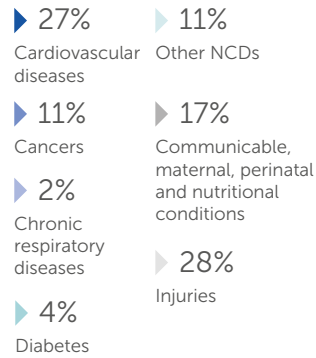
\* The mortality estimates for this country have a high degree of uncertainty because they are not based on any national NCD mortality data (see Explanatory Notes)

World Health Organization - Noncommunicable Diseases (NCD) Country Profiles, 2018.

## RISK OF PREMATURE DEATH DUE TO NCDs (%)\*



## PROPORTIONAL MORTALITY\*



**16 600 LIVES CAN BE SAVED BY 2025 BY IMPLEMENTING ALL OF THE WHO "BEST BUYS"**

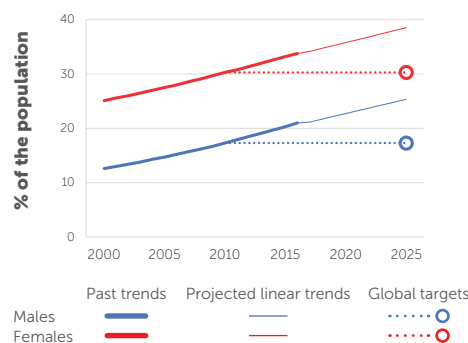
MORTALITY*		NATIONAL TARGET SET		DATA YEAR	MALES	FEMALES	TOTAL
Premature mortality from NCDs	✓	Total NCD deaths	2016	50 700	53 100	103 800	
		Risk of premature death between 30-70 years (%)	2016	25	18	21	
Suicide mortality	-	Suicide mortality rate (per 100 000 population)	2016	-	-	3	
RISK FACTORS							
Harmful use of alcohol	X	Total alcohol per capita consumption, adults aged 15+ (litres of pure alcohol)	2016	1	0	0	
Physical inactivity	✓	Physical inactivity, adults aged 18+ (%)	2016	37	64	50	
Salt/Sodium intake	X	Mean population salt intake, adults aged 20+ (g/day)	2010	10	9	10	
Tobacco use	✓	Current tobacco smoking, adults aged 15+ (%)	2016	...	...	...	
Raised blood pressure	✓	Raised blood pressure, adults aged 18+ (%)	2015	20	19	19	
Diabetes	✓	Raised blood glucose, adults aged 18+ (%)	2014	13	14	13	
Obesity	✓	Obesity, adults aged 18+ (%)	2016	21	34	27	
		Obesity, adolescents aged 10-19 (%)	2016	12	13	13	
Ambient air pollution	-	Exceedance of WHO guidelines level for annual PM2.5 concentration (by a multiple of)	2016	-	-	6	
Household air pollution	-	Population with primary reliance on polluting fuels and technologies (%)	2016	-	-	<5	

## SELECTED ADULT RISK FACTOR TRENDS

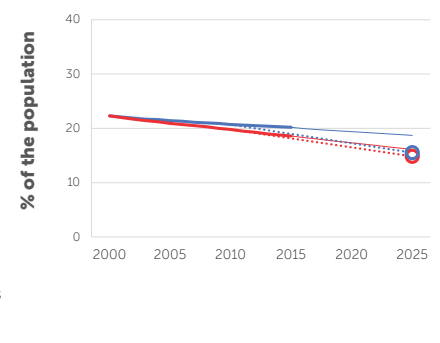
### CURRENT TOBACCO SMOKING

NO DATA AVAILABLE

### OBESITY



### RAISED BLOOD PRESSURE



## NATIONAL SYSTEMS RESPONSE

Drug therapy to prevent heart attacks and strokes	✓	Proportion of population at high risk for CVD or with existing CVD (%)	2015	12
		Proportion of high risk persons receiving any drug therapy and counselling to prevent heart attacks and strokes (%)	2015	69
		Proportion of primary health care centres reported as offering CVD risk stratification	2017	Less than 25%
		Reported having CVD guidelines that are utilized in at least 50% of health facilities	2017	Yes
Essential NCD medicines and basic technologies to treat major NCDs	✓	Number of essential NCD medicines reported as "generally available"	2017	10 out of 10
		Number of essential NCD technologies reported as "generally available"	2017	5 out of 6

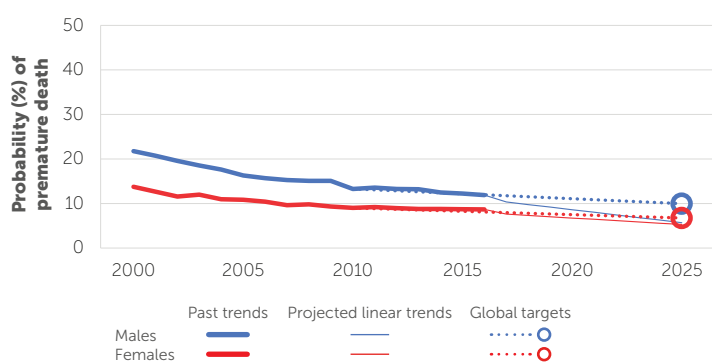
... = no data available

\* The mortality estimates for this country have a high degree of uncertainty because they are not based on any national NCD mortality data (see Explanatory Notes)

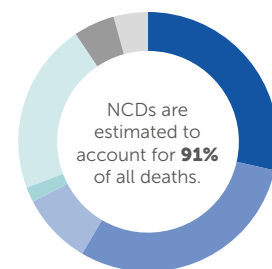
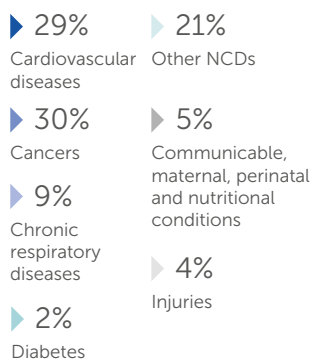
# IRELAND

2016 TOTAL POPULATION: 4 726 000  
2016 TOTAL DEATHS: 31 000

## RISK OF PREMATURE DEATH DUE TO NCDs (%)



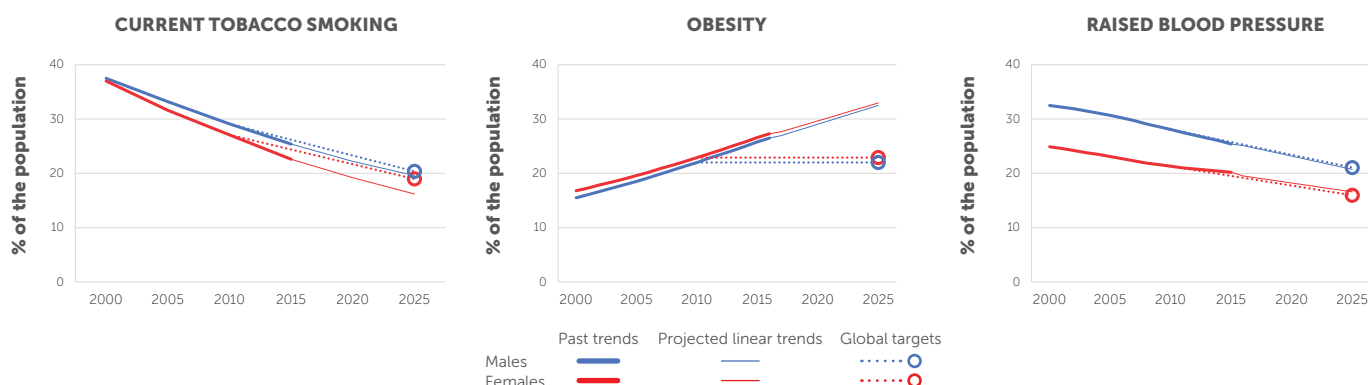
## PROPORTIONAL MORTALITY



**16 600 LIVES CAN BE SAVED BY 2025 BY IMPLEMENTING ALL OF THE WHO "BEST BUYS"**

		NATIONAL TARGET SET		DATA YEAR	MALES	FEMALES	TOTAL
<b>MORTALITY</b>							
	<b>Premature mortality from NCDs</b>	X	Total NCD deaths	2016	13 800	14 000	27 800
			Risk of premature death between 30-70 years (%)	2016	12	9	10
	<b>Suicide mortality</b>	-	Suicide mortality rate (per 100 000 population)	2016	-	-	11
<b>RISK FACTORS</b>							
	<b>Harmful use of alcohol</b>	X	Total alcohol per capita consumption, adults aged 15+ (litres of pure alcohol)	2016	20	6	13
	<b>Physical inactivity</b>	X	Physical inactivity, adults aged 18+ (%)	2016	30	39	34
	<b>Salt/Sodium intake</b>	X	Mean population salt intake, adults aged 20+ (g/day)	2010	10	9	9
	<b>Tobacco use</b>	X	Current tobacco smoking, adults aged 15+ (%)	2016	25	22	23
	<b>Raised blood pressure</b>	X	Raised blood pressure, adults aged 18+ (%)	2015	25	20	23
	<b>Diabetes</b>	X	Raised blood glucose, adults aged 18+ (%)	2014	8	6	7
	<b>Obesity</b>	X	Obesity, adults aged 18+ (%)	2016	27	27	27
			Obesity, adolescents aged 10-19 (%)	2016	9	8	8
	<b>Ambient air pollution</b>	-	Exceedance of WHO guidelines level for annual PM2.5 concentration (by a multiple of) <sup>a</sup>	2016	-	-	-
	<b>Household air pollution</b>	-	Population with primary reliance on polluting fuels and technologies (%)	2016	-	-	<5

## SELECTED ADULT RISK FACTOR TRENDS



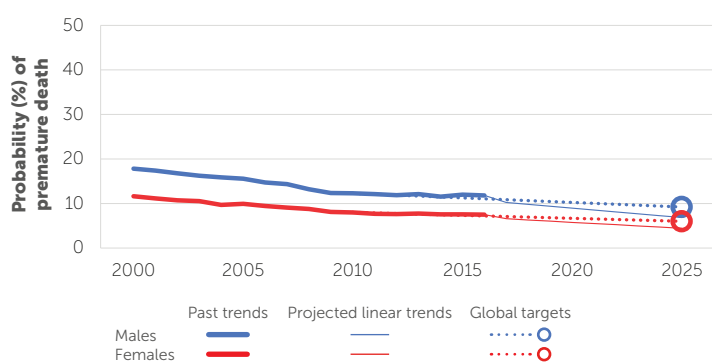
## NATIONAL SYSTEMS RESPONSE

	<b>Drug therapy to prevent heart attacks and strokes</b>	X	Proportion of population at high risk for CVD or with existing CVD (%)	-	...
			Proportion of high risk persons receiving any drug therapy and counselling to prevent heart attacks and strokes (%)	-	...
			Proportion of primary health care centres reported as offering CVD risk stratification	2017	More than 50%
			Reported having CVD guidelines that are utilized in at least 50% of health facilities	2017	Yes
	<b>Essential NCD medicines and basic technologies to treat major NCDs</b>	X	Number of essential NCD medicines reported as "generally available"	2017	10 out of 10
			Number of essential NCD technologies reported as "generally available"	2017	6 out of 6

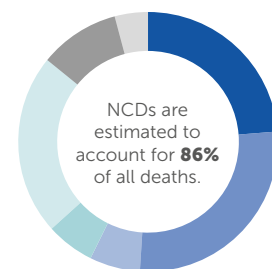
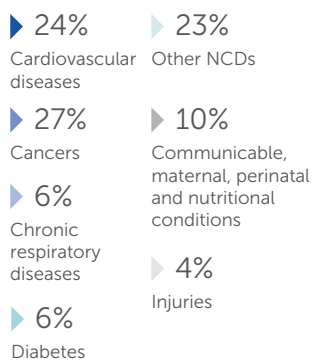
... = no data available  
° not exceeding

World Health Organization - Noncommunicable Diseases (NCD) Country Profiles, 2018.

## RISK OF PREMATURE DEATH DUE TO NCDs (%)



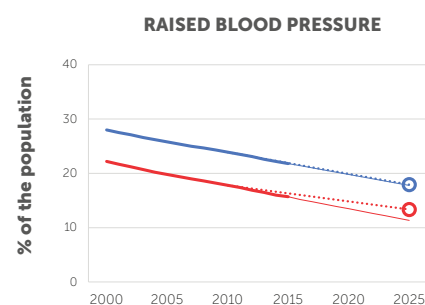
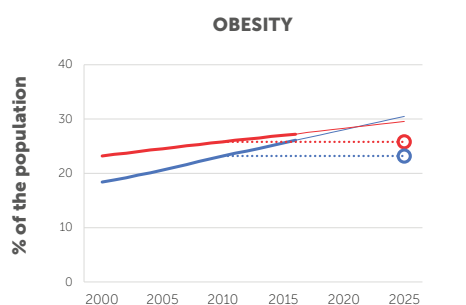
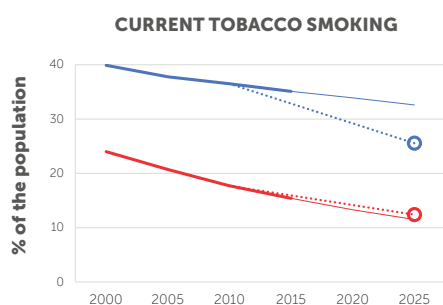
## PROPORTIONAL MORTALITY



23 600 LIVES CAN BE SAVED BY 2025 BY IMPLEMENTING ALL OF THE WHO "BEST BUYS"

		NATIONAL TARGET SET		DATA YEAR	MALES	FEMALES	TOTAL
<b>MORTALITY</b>							
	<b>Premature mortality from NCDs</b>	X	Total NCD deaths	2016	19 000	19 200	38 200
			Risk of premature death between 30-70 years (%)	2016	12	8	10
	<b>Suicide mortality</b>	-	Suicide mortality rate (per 100 000 population)	2016	-	-	5
<b>RISK FACTORS</b>							
	<b>Harmful use of alcohol</b>	X	Total alcohol per capita consumption, adults aged 15+ (litres of pure alcohol)	2016	6	1	4
	<b>Physical inactivity</b>	X	Physical inactivity, adults aged 18+ (%)	2016	...	...	...
	<b>Salt/Sodium intake</b>	X	Mean population salt intake, adults aged 20+ (g/day)	2010	10	9	10
	<b>Tobacco use</b>	X	Current tobacco smoking, adults aged 15+ (%)	2016	35	15	25
	<b>Raised blood pressure</b>	X	Raised blood pressure, adults aged 18+ (%)	2015	22	16	19
	<b>Diabetes</b>	X	Raised blood glucose, adults aged 18+ (%)	2014	8	7	7
	<b>Obesity</b>	X	Obesity, adults aged 18+ (%)	2016	26	27	27
			Obesity, adolescents aged 10-19 (%)	2016	12	8	10
	<b>Ambient air pollution</b>	-	Exceedance of WHO guidelines level for annual PM2.5 concentration (by a multiple of)	2016	-	-	2
	<b>Household air pollution</b>	-	Population with primary reliance on polluting fuels and technologies (%)	2016	-	-	<5

## SELECTED ADULT RISK FACTOR TRENDS

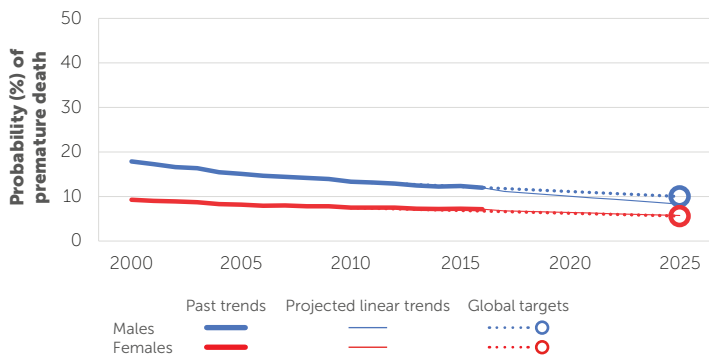


## NATIONAL SYSTEMS RESPONSE

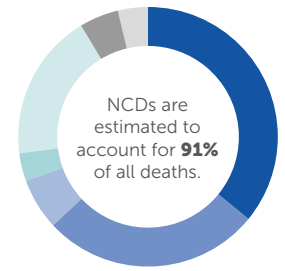
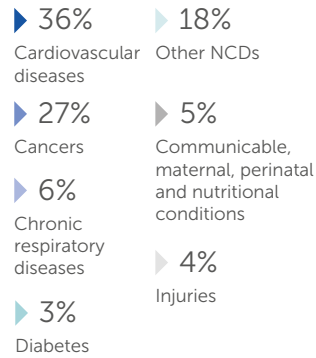
	<b>Drug therapy to prevent heart attacks and strokes</b>	X	Proportion of population at high risk for CVD or with existing CVD (%)	-	...
			Proportion of high risk persons receiving any drug therapy and counselling to prevent heart attacks and strokes (%)	-	...
			Proportion of primary health care centres reported as offering CVD risk stratification	2017	More than 50%
			Reported having CVD guidelines that are utilized in at least 50% of health facilities	2017	Don't know
	<b>Essential NCD medicines and basic technologies to treat major NCDs</b>	X	Number of essential NCD medicines reported as "generally available"	2017	10 out of 10
			Number of essential NCD technologies reported as "generally available"	2017	6 out of 6

... = no data available

## RISK OF PREMATURE DEATH DUE TO NCDs (%)



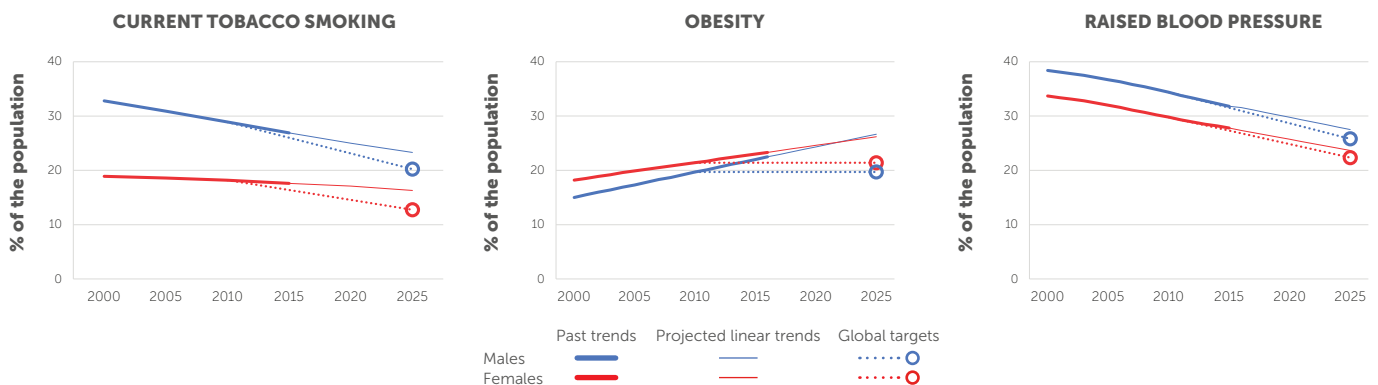
## PROPORTIONAL MORTALITY



**246 200 LIVES CAN BE SAVED BY 2025 BY IMPLEMENTING ALL OF THE WHO "BEST BUYS"**

MORTALITY		NATIONAL TARGET SET		DATA YEAR	MALES	FEMALES	TOTAL
	<b>Premature mortality from NCDs</b>	X	Total NCD deaths	2016	278 300	306 400	584 700
			Risk of premature death between 30-70 years (%)	2016	12	7	10
	<b>Suicide mortality</b>	-	Suicide mortality rate (per 100 000 population)	2016	-	-	8
RISK FACTORS							
	<b>Harmful use of alcohol</b>	✓	Total alcohol per capita consumption, adults aged 15+ (litres of pure alcohol)	2016	13	3	8
	<b>Physical inactivity</b>	✓	Physical inactivity, adults aged 18+ (%)	2016	39	50	45
	<b>Salt/Sodium intake</b>	X	Mean population salt intake, adults aged 20+ (g/day)	2010	12	11	11
	<b>Tobacco use</b>	✓	Current tobacco smoking, adults aged 15+ (%)	2016	27	18	22
	<b>Raised blood pressure</b>	X	Raised blood pressure, adults aged 18+ (%)	2015	32	28	30
	<b>Diabetes</b>	X	Raised blood glucose, adults aged 18+ (%)	2014	10	7	9
	<b>Obesity</b>	X	Obesity, adults aged 18+ (%)	2016	23	23	23
			Obesity, adolescents aged 10-19 (%)	2016	12	8	10
	<b>Ambient air pollution</b>	-	Exceedance of WHO guidelines level for annual PM2.5 concentration (by a multiple of)	2016	-	-	2
	<b>Household air pollution</b>	-	Population with primary reliance on polluting fuels and technologies (%)	2016	-	-	<5

## SELECTED ADULT RISK FACTOR TRENDS



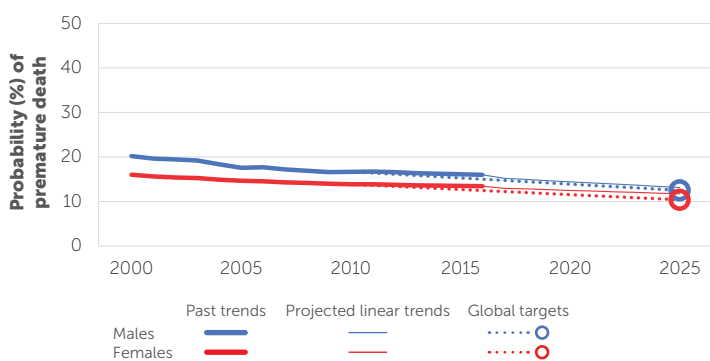
## NATIONAL SYSTEMS RESPONSE

	<b>Drug therapy to prevent heart attacks and strokes</b>	✓	Proportion of population at high risk for CVD or with existing CVD (%)	-	...
			Proportion of high risk persons receiving any drug therapy and counselling to prevent heart attacks and strokes (%)	-	...
			Proportion of primary health care centres reported as offering CVD risk stratification	2017	Less than 25%
			Reported having CVD guidelines that are utilized in at least 50% of health facilities	2017	No
	<b>Essential NCD medicines and basic technologies to treat major NCDs</b>	X	Number of essential NCD medicines reported as "generally available"	2017	10 out of 10
			Number of essential NCD technologies reported as "generally available"	2017	6 out of 6

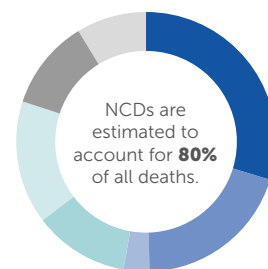
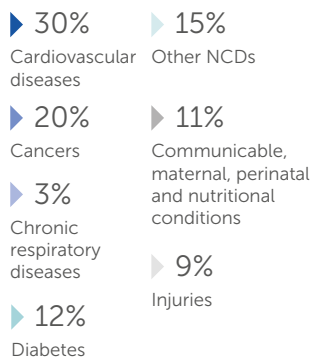
... = no data available



## RISK OF PREMATURE DEATH DUE TO NCDs (%)\*



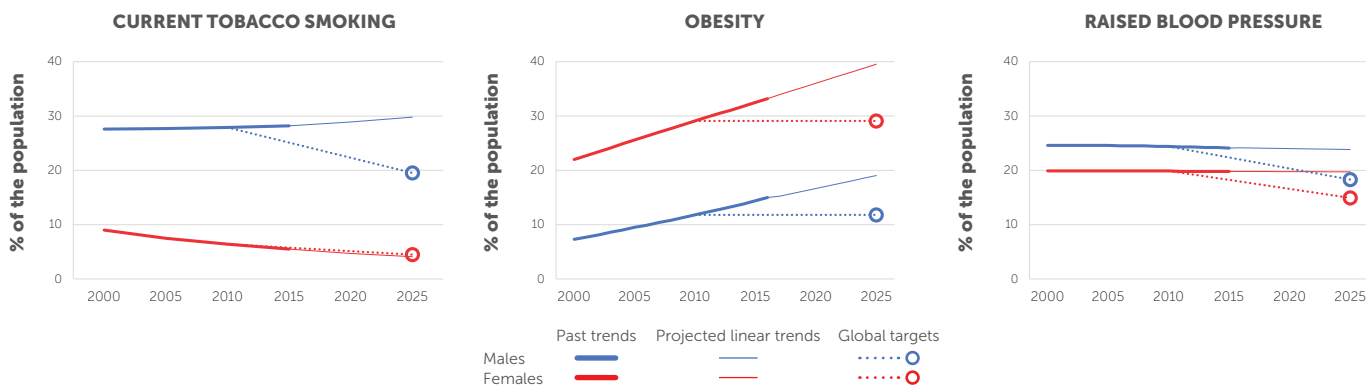
## PROPORTIONAL MORTALITY\*



## 2 300 LIVES CAN BE SAVED BY 2025 BY IMPLEMENTING ALL OF THE WHO "BEST BUYS"

MORTALITY*		NATIONAL TARGET SET		DATA YEAR	MALES	FEMALES	TOTAL
📊	Premature mortality from NCDs	✓	Total NCD deaths	2016	7 900	7 900	15 800
			Risk of premature death between 30-70 years (%)	2016	16	13	15
👤	Suicide mortality	-	Suicide mortality rate (per 100 000 population)	2016	-	-	2
RISK FACTORS							
🍷	Harmful use of alcohol	✓	Total alcohol per capita consumption, adults aged 15+ (litres of pure alcohol)	2016	7	1	4
🚶	Physical inactivity	✓	Physical inactivity, adults aged 18+ (%)	2016	28	37	33
🧂	Salt/Sodium intake	✓	Mean population salt intake, adults aged 20+ (g/day)	2010	5	5	5
🚬	Tobacco use	✓	Current tobacco smoking, adults aged 15+ (%)	2016	28	5	17
🩺	Raised blood pressure	✓	Raised blood pressure, adults aged 18+ (%)	2015	24	20	22
👤	Diabetes	✗	Raised blood glucose, adults aged 18+ (%)	2014	9	15	12
👤	Obesity	✓	Obesity, adults aged 18+ (%)	2016	15	33	24
			Obesity, adolescents aged 10-19 (%)	2016	11	12	11
🏠	Ambient air pollution	-	Exceedance of WHO guidelines level for annual PM2.5 concentration (by a multiple of)	2016	-	-	1
🏠	Household air pollution	-	Population with primary reliance on polluting fuels and technologies (%)	2016	-	-	10

## SELECTED ADULT RISK FACTOR TRENDS



## NATIONAL SYSTEMS RESPONSE

👤	Drug therapy to prevent heart attacks and strokes	✓	Proportion of population at high risk for CVD or with existing CVD (%)	-	...
			Proportion of high risk persons receiving any drug therapy and counselling to prevent heart attacks and strokes (%)	-	...
			Proportion of primary health care centres reported as offering CVD risk stratification	2017	None
			Reported having CVD guidelines that are utilized in at least 50% of health facilities	2017	Yes
📦	Essential NCD medicines and basic technologies to treat major NCDs	✓	Number of essential NCD medicines reported as "generally available"	2017	9 out of 10
			Number of essential NCD technologies reported as "generally available"	2017	6 out of 6

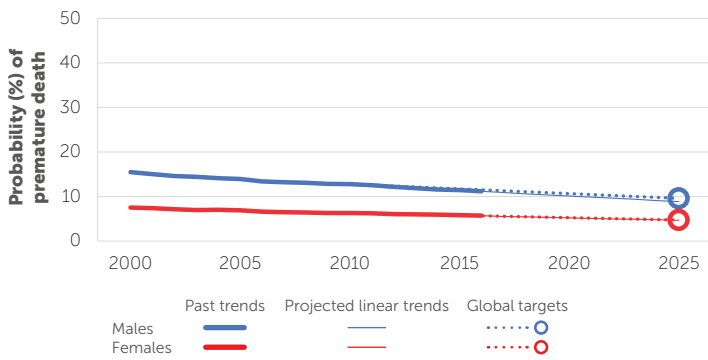
... = no data available

\* The mortality estimates for this country have a high degree of uncertainty because they are not based on any national NCD mortality data (see Explanatory Notes)

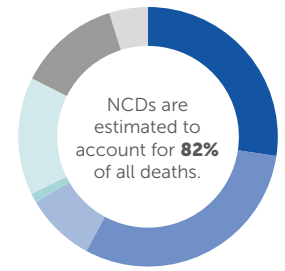
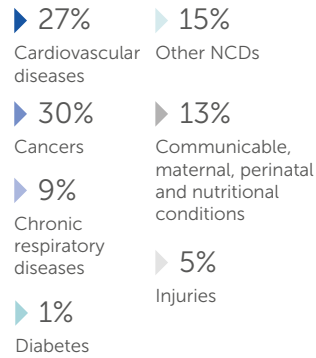
# JAPAN

2016 TOTAL POPULATION: 127 700 000  
2016 TOTAL DEATHS: 1 311 000

## RISK OF PREMATURE DEATH DUE TO NCDs (%)



## PROPORTIONAL MORTALITY

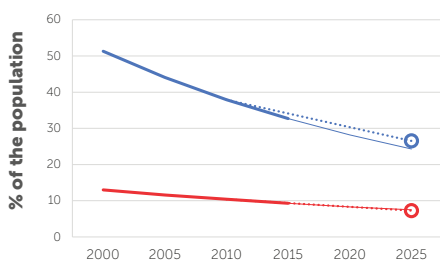


**162 600 LIVES CAN BE SAVED BY 2025 BY IMPLEMENTING ALL OF THE WHO "BEST BUYS"**

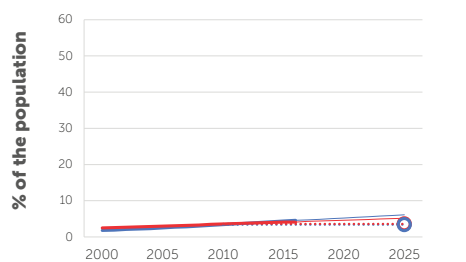
MORTALITY		NATIONAL TARGET SET	DATA YEAR	MALES	FEMALES	TOTAL
Premature mortality from NCDs	✓	Total NCD deaths	2016	549 000	531 300	1 080 000
		Risk of premature death between 30-70 years (%)	2016	11	6	8
Suicide mortality	-	Suicide mortality rate (per 100 000 population)	2016	-	-	19
RISK FACTORS						
Harmful use of alcohol	✓	Total alcohol per capita consumption, adults aged 15+ (litres of pure alcohol)	2016	14	3	8
Physical inactivity	✓	Physical inactivity, adults aged 18+ (%)	2016	36	40	38
Salt/Sodium intake	✓	Mean population salt intake, adults aged 20+ (g/day)	2010	13	12	12
Tobacco use	✓	Current tobacco smoking, adults aged 15+ (%)	2016	32	9	20
Raised blood pressure	✓	Raised blood pressure, adults aged 18+ (%)	2015	30	24	27
Diabetes	X	Raised blood glucose, adults aged 18+ (%)	2014	12	9	10
Obesity	✓	Obesity, adults aged 18+ (%)	2016	5	4	4
		Obesity, adolescents aged 10-19 (%)	2016	4	1	3
Ambient air pollution	-	Exceedance of WHO guidelines level for annual PM2.5 concentration (by a multiple of)	2016	-	-	1
Household air pollution	-	Population with primary reliance on polluting fuels and technologies (%)	2016	-	-	<5

## SELECTED ADULT RISK FACTOR TRENDS

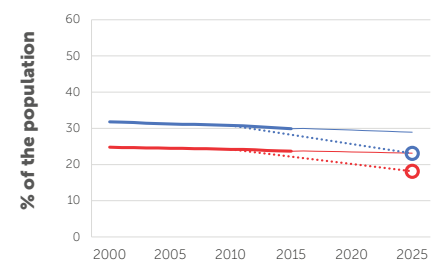
### CURRENT TOBACCO SMOKING



### OBESITY



### RAISED BLOOD PRESSURE



Past trends Projected linear trends Global targets  
Males Females

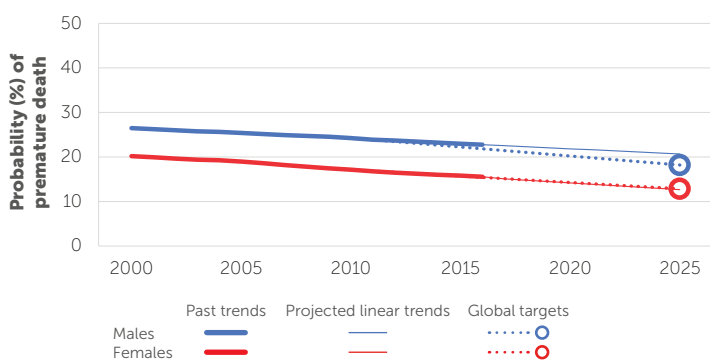
## NATIONAL SYSTEMS RESPONSE

Drug therapy to prevent heart attacks and strokes	X	Proportion of population at high risk for CVD or with existing CVD (%)	-	...
		Proportion of high risk persons receiving any drug therapy and counselling to prevent heart attacks and strokes (%)	-	...
		Proportion of primary health care centres reported as offering CVD risk stratification	2017	Don't know
		Reported having CVD guidelines that are utilized in at least 50% of health facilities	2017	Don't know
Essential NCD medicines and basic technologies to treat major NCDs	X	Number of essential NCD medicines reported as "generally available"	2017	10 out of 10
		Number of essential NCD technologies reported as "generally available"	2017	6 out of 6

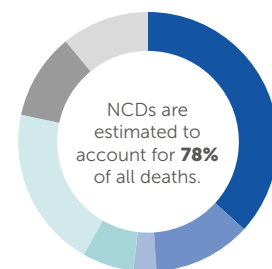
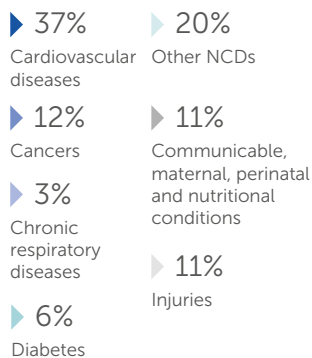
... = no data available

World Health Organization - Noncommunicable Diseases (NCD) Country Profiles, 2018.

## RISK OF PREMATURE DEATH DUE TO NCDs (%)\*



## PROPORTIONAL MORTALITY\*




**33 900 LIVES CAN BE SAVED BY 2025 BY IMPLEMENTING ALL OF THE WHO "BEST BUYS"**

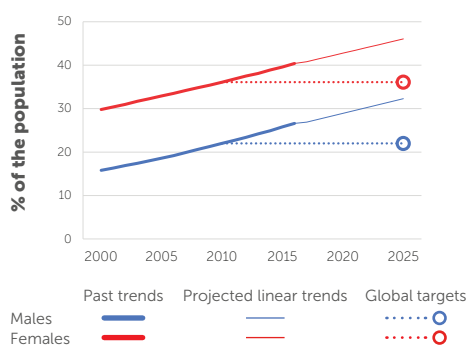
MORTALITY*		NATIONAL TARGET SET		DATA YEAR	MALES	FEMALES	TOTAL
📊	Premature mortality from NCDs	X	Total NCD deaths	2016	15 300	13 200	28 500
			Risk of premature death between 30-70 years (%)	2016	23	16	19
👤	Suicide mortality	-	Suicide mortality rate (per 100 000 population)	2016	-	-	3
RISK FACTORS							
🍷	Harmful use of alcohol	X	Total alcohol per capita consumption, adults aged 15+ (litres of pure alcohol)	2016	1	0	1
🚶	Physical inactivity	X	Physical inactivity, adults aged 18+ (%)	2016	10	13	11
🧂	Salt/Sodium intake	X	Mean population salt intake, adults aged 20+ (g/day)	2010	11	10	10
🚬	Tobacco use	✓	Current tobacco smoking, adults aged 15+ (%)	2016	...	...	...
🩺	Raised blood pressure	✓	Raised blood pressure, adults aged 18+ (%)	2015	19	14	16
👤	Diabetes	✓	Raised blood glucose, adults aged 18+ (%)	2014	13	14	13
👤	Obesity	X	Obesity, adults aged 18+ (%)	2016	27	40	33
			Obesity, adolescents aged 10-19 (%)	2016	12	12	12
🏠	Ambient air pollution	-	Exceedance of WHO guidelines level for annual PM2.5 concentration (by a multiple of)	2016	-	-	3
🏠	Household air pollution	-	Population with primary reliance on polluting fuels and technologies (%)	2016	-	-	<5

## SELECTED ADULT RISK FACTOR TRENDS

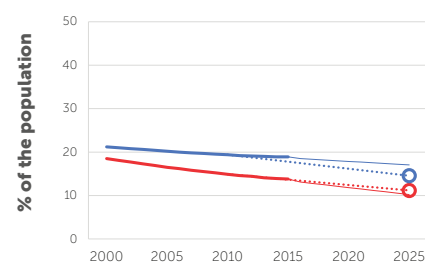
### CURRENT TOBACCO SMOKING



### OBESITY



### RAISED BLOOD PRESSURE



## NATIONAL SYSTEMS RESPONSE

🩺	Drug therapy to prevent heart attacks and strokes	X	Proportion of population at high risk for CVD or with existing CVD (%)	-	...
			Proportion of high risk persons receiving any drug therapy and counselling to prevent heart attacks and strokes (%)	-	...
			Proportion of primary health care centres reported as offering CVD risk stratification	2017	More than 50%
			Reported having CVD guidelines that are utilized in at least 50% of health facilities	2017	Yes
📦	Essential NCD medicines and basic technologies to treat major NCDs	X	Number of essential NCD medicines reported as "generally available"	2017	10 out of 10
			Number of essential NCD technologies reported as "generally available"	2017	6 out of 6

... = no data available

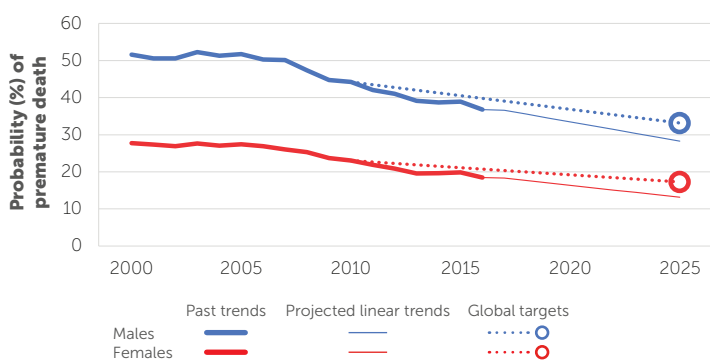
\* The mortality estimates for this country have a high degree of uncertainty because they are not based on any national NCD mortality data (see Explanatory Notes)

World Health Organization - Noncommunicable Diseases (NCD) Country Profiles, 2018.

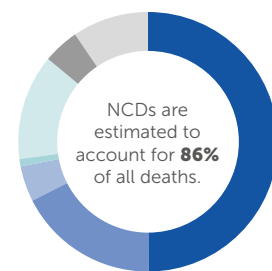
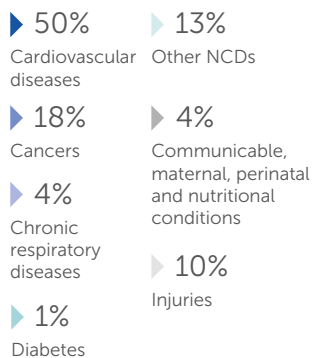
# KAZAKHSTAN

2016 TOTAL POPULATION: 17 988 000  
2016 TOTAL DEATHS: 148 000

## RISK OF PREMATURE DEATH DUE TO NCDs (%)\*



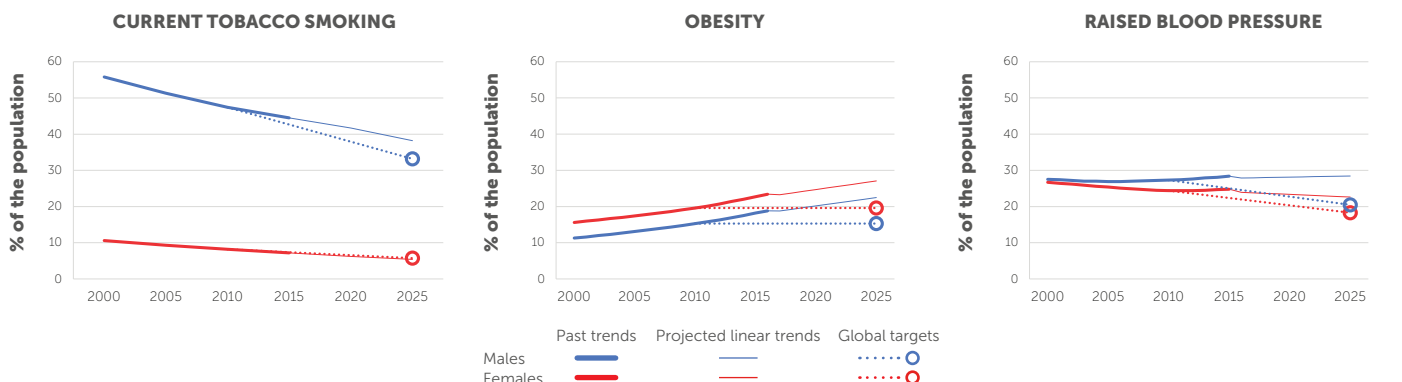
## PROPORTIONAL MORTALITY\*



**39 200 LIVES CAN BE SAVED BY 2025 BY IMPLEMENTING ALL OF THE WHO "BEST BUYS"**

MORTALITY*		NATIONAL TARGET SET	DATA YEAR	MALES	FEMALES	TOTAL	
	<b>Premature mortality from NCDs</b>	X	Total NCD deaths	2016	63 500	63 700	127 200
			Risk of premature death between 30-70 years (%)	2016	37	18	27
	<b>Suicide mortality</b>	-	Suicide mortality rate (per 100 000 population)	2016	-	-	23
RISK FACTORS							
	<b>Harmful use of alcohol</b>	X	Total alcohol per capita consumption, adults aged 15+ (litres of pure alcohol)	2016	14	2	8
	<b>Physical inactivity</b>	X	Physical inactivity, adults aged 18+ (%)	2016	25	29	27
	<b>Salt/Sodium intake</b>	X	Mean population salt intake, adults aged 20+ (g/day)	2010	16	14	15
	<b>Tobacco use</b>	X	Current tobacco smoking, adults aged 15+ (%)	2016	44	7	24
	<b>Raised blood pressure</b>	X	Raised blood pressure, adults aged 18+ (%)	2015	28	25	27
	<b>Diabetes</b>	X	Raised blood glucose, adults aged 18+ (%)	2014	11	12	12
	<b>Obesity</b>	X	Obesity, adults aged 18+ (%)	2016	19	23	21
			Obesity, adolescents aged 10-19 (%)	2016	7	4	5
	<b>Ambient air pollution</b>	-	Exceedance of WHO guidelines level for annual PM2.5 concentration (by a multiple of)	2016	-	-	1
	<b>Household air pollution</b>	-	Population with primary reliance on polluting fuels and technologies (%)	2016	-	-	<5

## SELECTED ADULT RISK FACTOR TRENDS

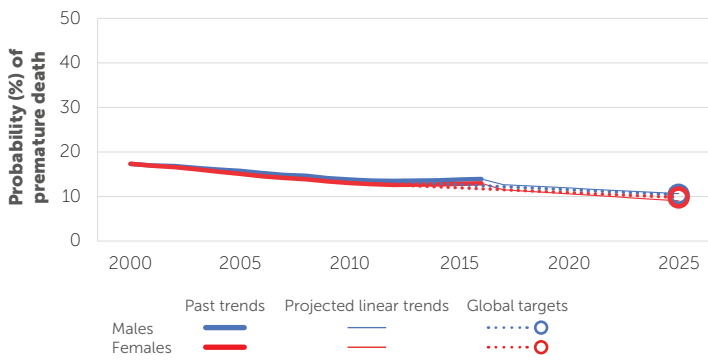


## NATIONAL SYSTEMS RESPONSE

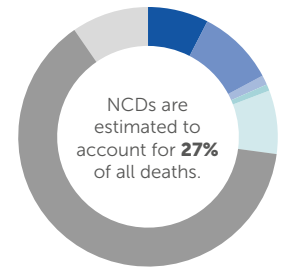
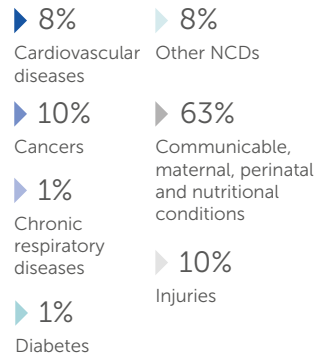
	<b>Drug therapy to prevent heart attacks and strokes</b>	X	Proportion of population at high risk for CVD or with existing CVD (%)	-	...
			Proportion of high risk persons receiving any drug therapy and counselling to prevent heart attacks and strokes (%)	-	...
			Proportion of primary health care centres reported as offering CVD risk stratification	2017	More than 50%
			Reported having CVD guidelines that are utilized in at least 50% of health facilities	2017	Yes
	<b>Essential NCD medicines and basic technologies to treat major NCDs</b>	X	Number of essential NCD medicines reported as "generally available"	2017	10 out of 10
			Number of essential NCD technologies reported as "generally available"	2017	6 out of 6

... = no data available  
\* The mortality estimates for this country have a high degree of uncertainty because they are not based on any national NCD mortality data (see Explanatory Notes)

## RISK OF PREMATURE DEATH DUE TO NCDs (%)\*



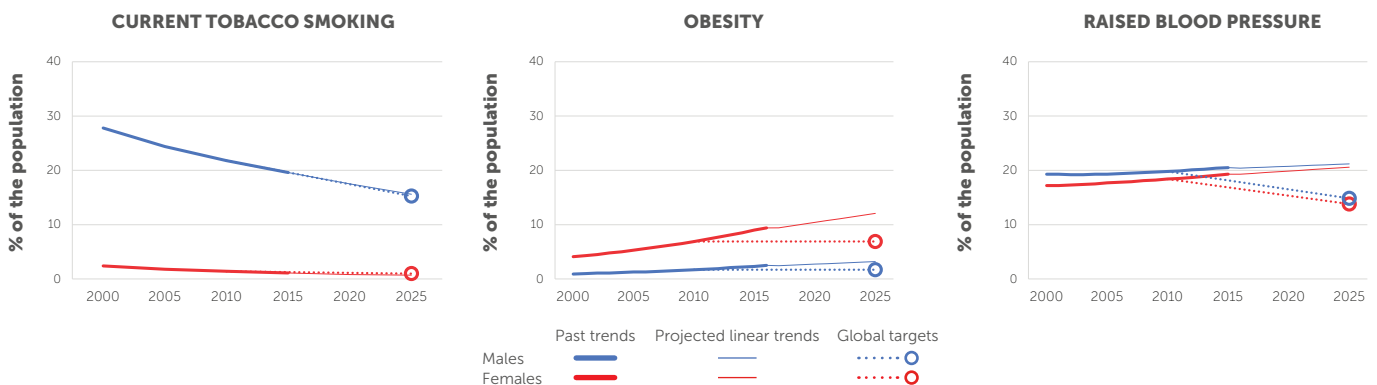
## PROPORTIONAL MORTALITY\*



## 30 900 LIVES CAN BE SAVED BY 2025 BY IMPLEMENTING ALL OF THE WHO "BEST BUYS"

MORTALITY*		NATIONAL TARGET SET	DATA YEAR	MALES	FEMALES	TOTAL
Premature mortality from NCDs	✓	Total NCD deaths	2016	39 300	37 800	77 100
		Risk of premature death between 30-70 years (%)	2016	14	13	13
Suicide mortality	-	Suicide mortality rate (per 100 000 population)	2016	-	-	3
RISK FACTORS						
Harmful use of alcohol	✓	Total alcohol per capita consumption, adults aged 15+ (litres of pure alcohol)	2016	6	1	3
Physical inactivity	✓	Physical inactivity, adults aged 18+ (%)	2016	13	16	14
Salt/Sodium intake	✓	Mean population salt intake, adults aged 20+ (g/day)	2010	4	4	4
Tobacco use	✓	Current tobacco smoking, adults aged 15+ (%)	2016	19	1	10
Raised blood pressure	✗	Raised blood pressure, adults aged 18+ (%)	2015	21	19	20
Diabetes	✓	Raised blood glucose, adults aged 18+ (%)	2014	4	4	4
Obesity	✓	Obesity, adults aged 18+ (%)	2016	3	9	6
		Obesity, adolescents aged 10-19 (%)	2016	1	3	2
Ambient air pollution	-	Exceedance of WHO guidelines level for annual PM2.5 concentration (by a multiple of)	2016	-	-	3
Household air pollution	-	Population with primary reliance on polluting fuels and technologies (%)	2016	-	-	87

## SELECTED ADULT RISK FACTOR TRENDS



## NATIONAL SYSTEMS RESPONSE

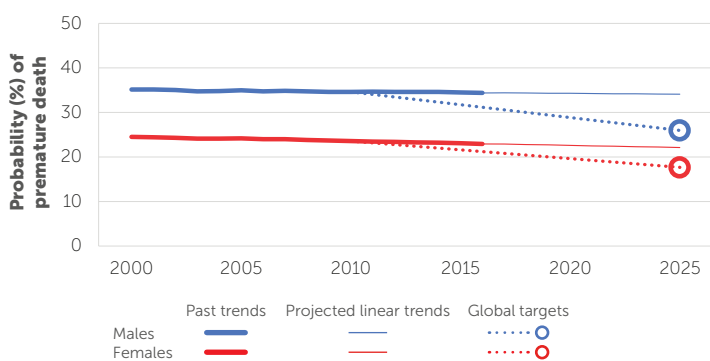
Drug therapy to prevent heart attacks and strokes	✓	Proportion of population at high risk for CVD or with existing CVD (%)	2015	8
		Proportion of high risk persons receiving any drug therapy and counselling to prevent heart attacks and strokes (%)	2015	6
		Proportion of primary health care centres reported as offering CVD risk stratification	2017	Less than 25%
		Reported having CVD guidelines that are utilized in at least 50% of health facilities	2017	No
Essential NCD medicines and basic technologies to treat major NCDs	✓	Number of essential NCD medicines reported as "generally available"	2017	9 out of 10
		Number of essential NCD technologies reported as "generally available"	2017	4 out of 6

\* The mortality estimates for this country have a high degree of uncertainty because they are not based on any national NCD mortality data (see Explanatory Notes)

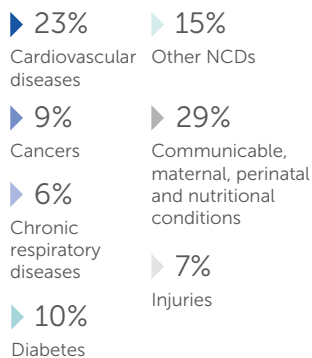
# KIRIBATI

2016 TOTAL POPULATION: 114 000  
2016 TOTAL DEATHS: 790

## RISK OF PREMATURE DEATH DUE TO NCDs (%)\*



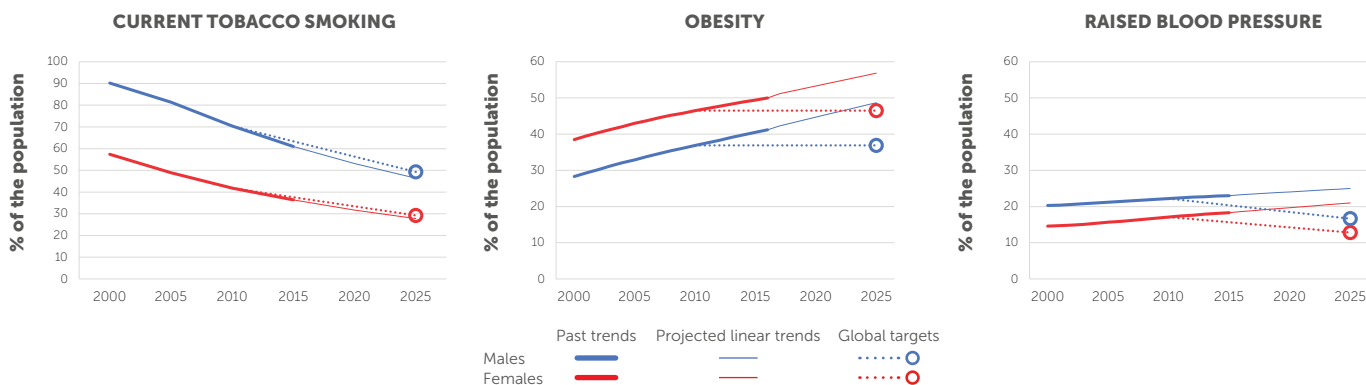
## PROPORTIONAL MORTALITY\*



6 500 LIVES CAN BE SAVED BY 2025 BY IMPLEMENTING ALL OF THE WHO "BEST BUYS"

		NATIONAL TARGET SET		DATA YEAR	MALES	FEMALES	TOTAL
<b>MORTALITY*</b>							
	<b>Premature mortality from NCDs</b>	X	Total NCD deaths	2016	270	240	510
			Risk of premature death between 30-70 years (%)	2016	34	23	28
	<b>Suicide mortality</b>	-	Suicide mortality rate (per 100 000 population)	2016	-	-	14
<b>RISK FACTORS</b>							
	<b>Harmful use of alcohol</b>	X	Total alcohol per capita consumption, adults aged 15+ (litres of pure alcohol)	2016	1	0	0
	<b>Physical inactivity</b>	X	Physical inactivity, adults aged 18+ (%)	2016	32	44	38
	<b>Salt/Sodium intake</b>	X	Mean population salt intake, adults aged 20+ (g/day)	2010	6	5	6
	<b>Tobacco use</b>	✓	Current tobacco smoking, adults aged 15+ (%)	2016	59	35	47
	<b>Raised blood pressure</b>	X	Raised blood pressure, adults aged 18+ (%)	2015	23	18	21
	<b>Diabetes</b>	✓	Raised blood glucose, adults aged 18+ (%)	2014	22	22	22
	<b>Obesity</b>	✓	Obesity, adults aged 18+ (%)	2016	41	50	46
			Obesity, adolescents aged 10-19 (%)	2016	20	22	21
	<b>Ambient air pollution</b>	-	Exceedance of WHO guidelines level for annual PM2.5 concentration (by a multiple of)	2016	-	-	1
	<b>Household air pollution</b>	-	Population with primary reliance on polluting fuels and technologies (%)	2016	-	-	94

## SELECTED ADULT RISK FACTOR TRENDS

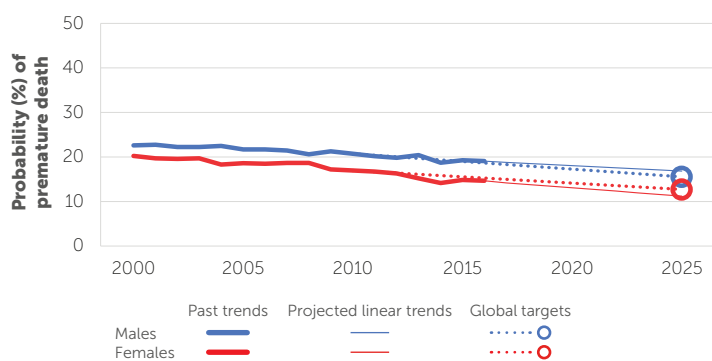


## NATIONAL SYSTEMS RESPONSE

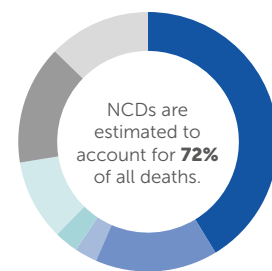
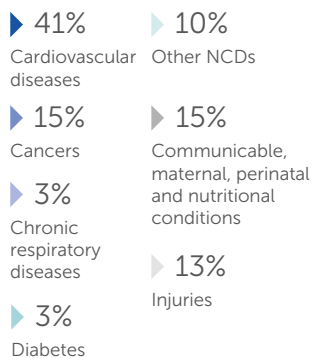
	<b>Drug therapy to prevent heart attacks and strokes</b>	X	Proportion of population at high risk for CVD or with existing CVD (%)	2015	11
			Proportion of high risk persons receiving any drug therapy and counselling to prevent heart attacks and strokes (%)	2015	29
			Proportion of primary health care centres reported as offering CVD risk stratification	2017	More than 50%
			Reported having CVD guidelines that are utilized in at least 50% of health facilities	2017	Yes
	<b>Essential NCD medicines and basic technologies to treat major NCDs</b>	X	Number of essential NCD medicines reported as "generally available"	2017	6 out of 10
			Number of essential NCD technologies reported as "generally available"	2017	4 out of 6

\* The mortality estimates for this country have a high degree of uncertainty because they are not based on any national NCD mortality data (see Explanatory Notes)

## RISK OF PREMATURE DEATH DUE TO NCDs (%)



## PROPORTIONAL MORTALITY



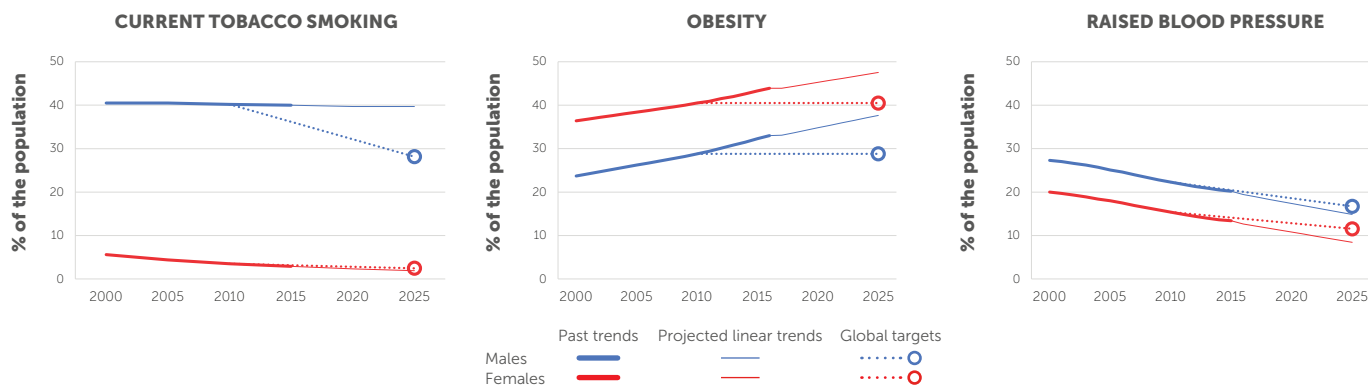
**9 400 LIVES CAN BE SAVED BY 2025 BY IMPLEMENTING ALL OF THE WHO "BEST BUYS"**

MORTALITY		NATIONAL TARGET SET	DATA YEAR	MALES	FEMALES	TOTAL
Premature mortality from NCDs	✓	Total NCD deaths	2016	5 200	2 800	8 000
		Risk of premature death between 30-70 years (%)	2016	19	15	17
Suicide mortality	-	Suicide mortality rate (per 100 000 population)	2016	-	-	2

RISK FACTORS		NATIONAL TARGET SET	DATA YEAR	MALES	FEMALES	TOTAL
Harmful use of alcohol	✓	Total alcohol per capita consumption, adults aged 15+ (litres of pure alcohol)	2016	0	0	0
Physical inactivity	✓	Physical inactivity, adults aged 18+ (%)	2016	60	73	65
Salt/Sodium intake	✓	Mean population salt intake, adults aged 20+ (g/day)	2010	10	9	10
Tobacco use	✓	Current tobacco smoking, adults aged 15+ (%)	2016	40	3	24
Raised blood pressure	✓	Raised blood pressure, adults aged 18+ (%)	2015	20	13	18
Diabetes	✓	Raised blood glucose, adults aged 18+ (%)	2014	15	15	15
Obesity	✓	Obesity, adults aged 18+ (%)	2016	33	44	37
		Obesity, adolescents aged 10-19 (%)	2016	26	20	23
Ambient air pollution	-	Exceedance of WHO guidelines level for annual PM2.5 concentration (by a multiple of)	2016	-	-	6
Household air pollution	-	Population with primary reliance on polluting fuels and technologies (%)	2016	-	-	<5

## SELECTED ADULT RISK FACTOR TRENDS



## NATIONAL SYSTEMS RESPONSE

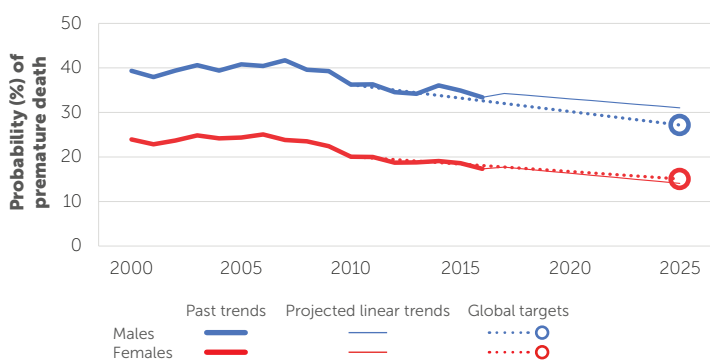
Drug therapy to prevent heart attacks and strokes	✓	Proportion of population at high risk for CVD or with existing CVD (%)	2014	11
		Proportion of high risk persons receiving any drug therapy and counselling to prevent heart attacks and strokes (%)	2014	73
		Proportion of primary health care centres reported as offering CVD risk stratification	2017	More than 50%
		Reported having CVD guidelines that are utilized in at least 50% of health facilities	2017	Yes
Essential NCD medicines and basic technologies to treat major NCDs	✓	Number of essential NCD medicines reported as "generally available"	2017	10 out of 10
		Number of essential NCD technologies reported as "generally available"	2017	6 out of 6

# KYRGYZSTAN

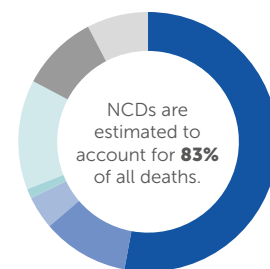
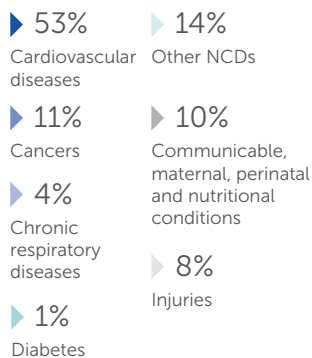
2016 TOTAL POPULATION: 5 956 000

2016 TOTAL DEATHS: 36 000

## RISK OF PREMATURE DEATH DUE TO NCDs (%)



## PROPORTIONAL MORTALITY

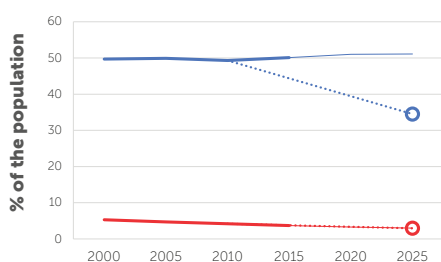


**6 300 LIVES CAN BE SAVED BY 2025 BY IMPLEMENTING ALL OF THE WHO "BEST BUYS"**

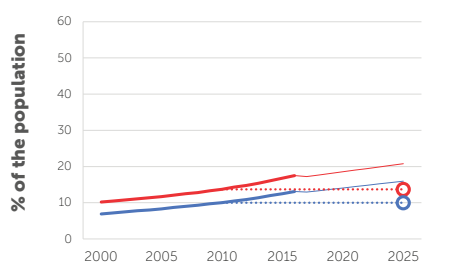
MORTALITY		NATIONAL TARGET SET		DATA YEAR	MALES	FEMALES	TOTAL
	<b>Premature mortality from NCDs</b>	✓	Total NCD deaths	2016	16 100	14 000	30 100
			Risk of premature death between 30-70 years (%)	2016	33	17	25
	<b>Suicide mortality</b>	-	Suicide mortality rate (per 100 000 population)	2016	-	-	8
RISK FACTORS							
	<b>Harmful use of alcohol</b>	✓	Total alcohol per capita consumption, adults aged 15+ (litres of pure alcohol)	2016	11	2	6
	<b>Physical inactivity</b>	✓	Physical inactivity, adults aged 18+ (%)	2016	10	16	13
	<b>Salt/Sodium intake</b>	✓	Mean population salt intake, adults aged 20+ (g/day)	2010	14	13	14
	<b>Tobacco use</b>	✓	Current tobacco smoking, adults aged 15+ (%)	2016	50	4	26
	<b>Raised blood pressure</b>	X	Raised blood pressure, adults aged 18+ (%)	2015	23	22	23
	<b>Diabetes</b>	X	Raised blood glucose, adults aged 18+ (%)	2014	8	9	9
	<b>Obesity</b>	X	Obesity, adults aged 18+ (%)	2016	13	18	15
			Obesity, adolescents aged 10-19 (%)	2016	4	2	3
	<b>Ambient air pollution</b>	-	Exceedance of WHO guidelines level for annual PM2.5 concentration (by a multiple of)	2016	-	-	2
	<b>Household air pollution</b>	-	Population with primary reliance on polluting fuels and technologies (%)	2016	-	-	19

## SELECTED ADULT RISK FACTOR TRENDS

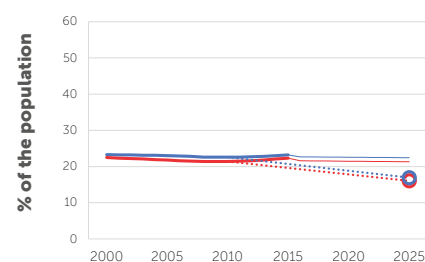
### CURRENT TOBACCO SMOKING



### OBESITY



### RAISED BLOOD PRESSURE



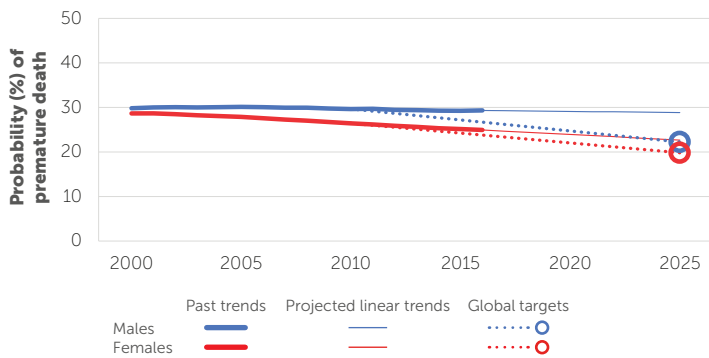
Past trends Projected linear trends Global targets  
Males Females

## NATIONAL SYSTEMS RESPONSE

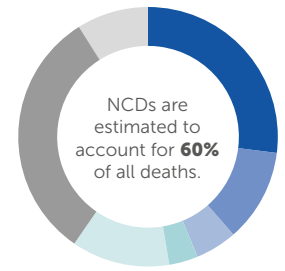
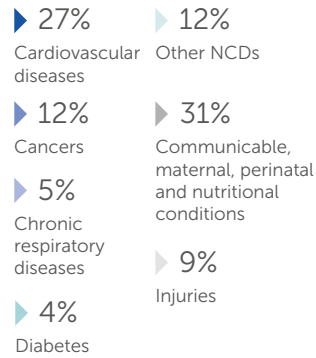
	<b>Drug therapy to prevent heart attacks and strokes</b>	✓	Proportion of population at high risk for CVD or with existing CVD (%)	2013	17
			Proportion of high risk persons receiving any drug therapy and counselling to prevent heart attacks and strokes (%)	2013	49
			Proportion of primary health care centres reported as offering CVD risk stratification	2017	Less than 25%
			Reported having CVD guidelines that are utilized in at least 50% of health facilities	2017	Yes
	<b>Essential NCD medicines and basic technologies to treat major NCDs</b>	✓	Number of essential NCD medicines reported as "generally available"	2017	10 out of 10
			Number of essential NCD technologies reported as "generally available"	2017	5 out of 6



## RISK OF PREMATURE DEATH DUE TO NCDs (%)\*



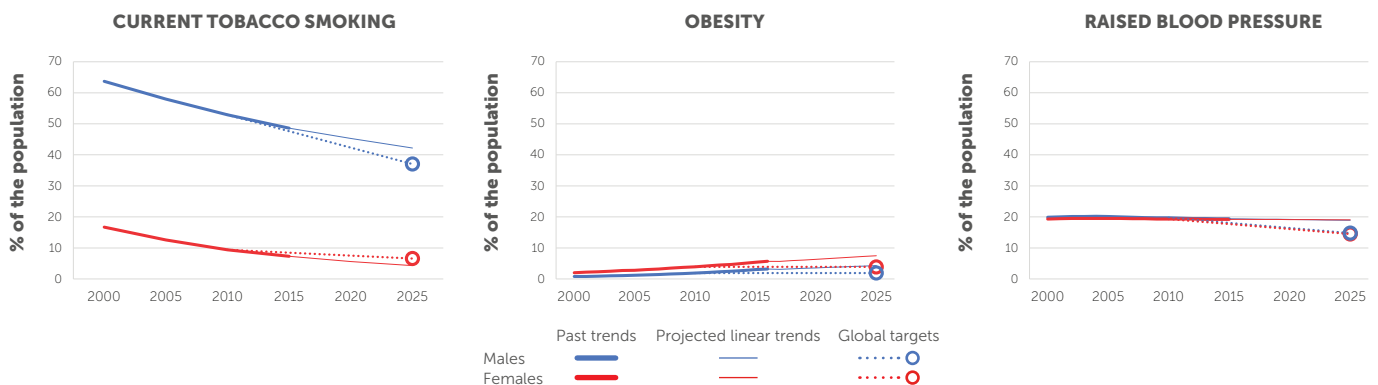
## PROPORTIONAL MORTALITY\*



## 2 900 LIVES CAN BE SAVED BY 2025 BY IMPLEMENTING ALL OF THE WHO "BEST BUYS"

MORTALITY*		NATIONAL TARGET SET		DATA YEAR	MALES	FEMALES	TOTAL
📊	<b>Premature mortality from NCDs</b>	X	Total NCD deaths	2016	13 600	14 500	28 200
			Risk of premature death between 30-70 years (%)	2016	29	25	27
👤	<b>Suicide mortality</b>	-	Suicide mortality rate (per 100 000 population)	2016	-	-	9
RISK FACTORS							
🍷	<b>Harmful use of alcohol</b>	✓	Total alcohol per capita consumption, adults aged 15+ (litres of pure alcohol)	2016	18	3	10
🚶	<b>Physical inactivity</b>	✓	Physical inactivity, adults aged 18+ (%)	2016	10	19	15
🧂	<b>Salt/Sodium intake</b>	X	Mean population salt intake, adults aged 20+ (g/day)	2010	12	11	11
🚬	<b>Tobacco use</b>	✓	Current tobacco smoking, adults aged 15+ (%)	2016	48	7	27
🩺	<b>Raised blood pressure</b>	✓	Raised blood pressure, adults aged 18+ (%)	2015	19	19	19
👤	<b>Diabetes</b>	✓	Raised blood glucose, adults aged 18+ (%)	2014	6	6	6
👤	<b>Obesity</b>	✓	Obesity, adults aged 18+ (%)	2016	3	6	5
			Obesity, adolescents aged 10-19 (%)	2016	5	2	4
🏠	<b>Ambient air pollution</b>	-	Exceedance of WHO guidelines level for annual PM2.5 concentration (by a multiple of)	2016	-	-	2
🏠	<b>Household air pollution</b>	-	Population with primary reliance on polluting fuels and technologies (%)	2016	-	-	94

## SELECTED ADULT RISK FACTOR TRENDS



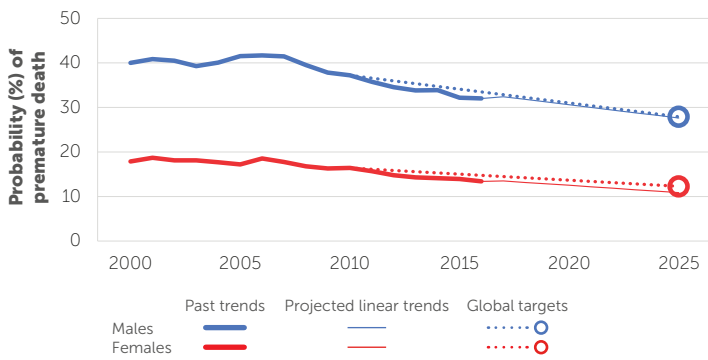
## NATIONAL SYSTEMS RESPONSE

👤	<b>Drug therapy to prevent heart attacks and strokes</b>	X	Proportion of population at high risk for CVD or with existing CVD (%)	-	...
			Proportion of high risk persons receiving any drug therapy and counselling to prevent heart attacks and strokes (%)	-	...
			Proportion of primary health care centres reported as offering CVD risk stratification	2017	Less than 25%
			Reported having CVD guidelines that are utilized in at least 50% of health facilities	2017	No
📦	<b>Essential NCD medicines and basic technologies to treat major NCDs</b>	X	Number of essential NCD medicines reported as "generally available"	2017	8 out of 10
			Number of essential NCD technologies reported as "generally available"	2017	6 out of 6

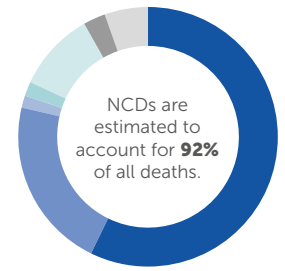
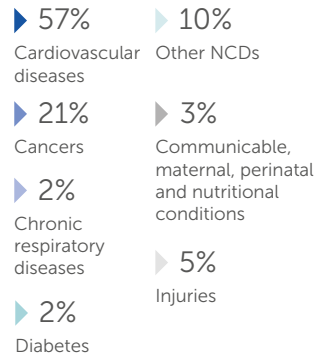
... = no data available

\* The mortality estimates for this country have a high degree of uncertainty because they are not based on any national NCD mortality data (see Explanatory Notes)

## RISK OF PREMATURE DEATH DUE TO NCDs (%)



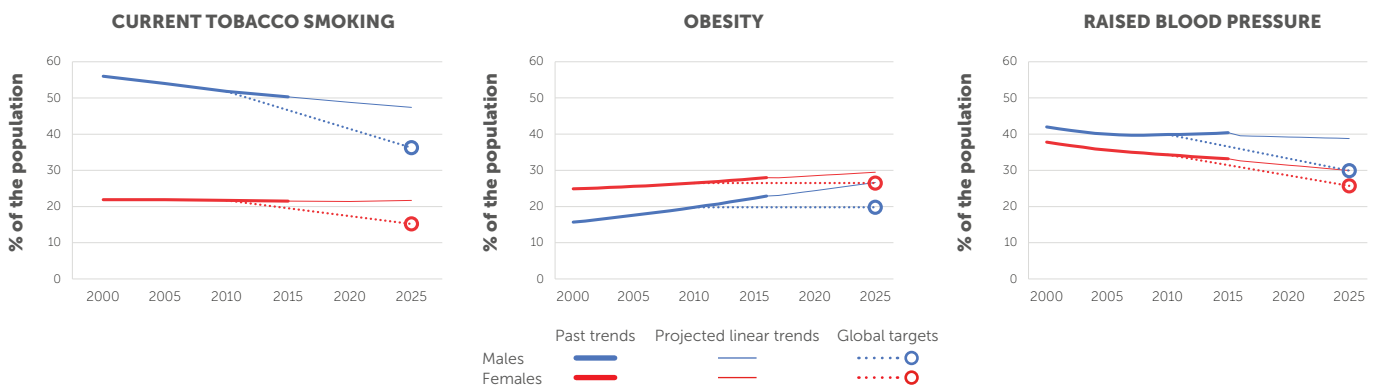
## PROPORTIONAL MORTALITY



**8 500 LIVES CAN BE SAVED BY 2025 BY IMPLEMENTING ALL OF THE WHO "BEST BUYS"**

MORTALITY		NATIONAL TARGET SET	DATA YEAR	MALES	FEMALES	TOTAL
Premature mortality from NCDs	✓	Total NCD deaths	2016	11 400	14 100	25 500
		Risk of premature death between 30-70 years (%)	2016	32	13	22
Suicide mortality	-	Suicide mortality rate (per 100 000 population)	2016	-	-	21
RISK FACTORS						
Harmful use of alcohol	✓	Total alcohol per capita consumption, adults aged 15+ (litres of pure alcohol)	2016	22	6	13
Physical inactivity	✓	Physical inactivity, adults aged 18+ (%)	2016	27	36	32
Salt/Sodium intake	X	Mean population salt intake, adults aged 20+ (g/day)	2010	11	10	11
Tobacco use	✓	Current tobacco smoking, adults aged 15+ (%)	2016	50	21	34
Raised blood pressure	X	Raised blood pressure, adults aged 18+ (%)	2015	40	33	36
Diabetes	X	Raised blood glucose, adults aged 18+ (%)	2014	9	10	9
Obesity	✓	Obesity, adults aged 18+ (%)	2016	23	28	26
		Obesity, adolescents aged 10-19 (%)	2016	8	4	6
Ambient air pollution	-	Exceedance of WHO guidelines level for annual PM2.5 concentration (by a multiple of)	2016	-	-	1
Household air pollution	-	Population with primary reliance on polluting fuels and technologies (%)	2016	-	-	<5

## SELECTED ADULT RISK FACTOR TRENDS



## NATIONAL SYSTEMS RESPONSE

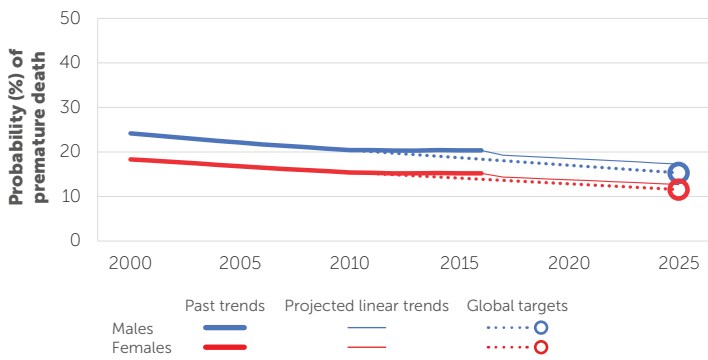
Drug therapy to prevent heart attacks and strokes	X	Proportion of population at high risk for CVD or with existing CVD (%)	-	...
		Proportion of high risk persons receiving any drug therapy and counselling to prevent heart attacks and strokes (%)	-	...
		Proportion of primary health care centres reported as offering CVD risk stratification	2017	More than 50%
		Reported having CVD guidelines that are utilized in at least 50% of health facilities	2017	Yes
Essential NCD medicines and basic technologies to treat major NCDs	X	Number of essential NCD medicines reported as "generally available"	2017	10 out of 10
		Number of essential NCD technologies reported as "generally available"	2017	6 out of 6

... = no data available

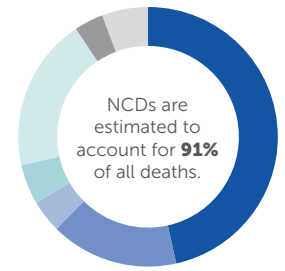
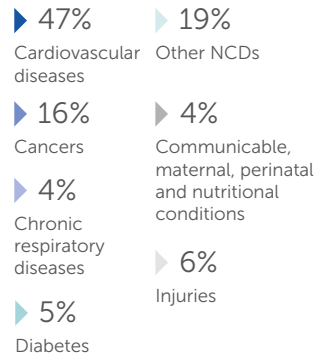
# LEBANON

2016 TOTAL POPULATION: 6 007 000  
2016 TOTAL DEATHS: 38 000

## RISK OF PREMATURE DEATH DUE TO NCDs (%)\*



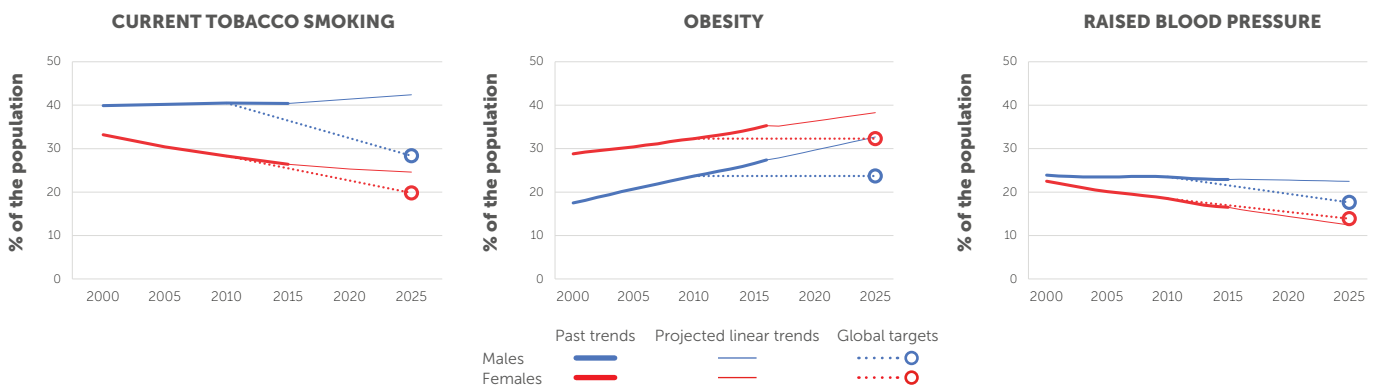
## PROPORTIONAL MORTALITY\*



## 8 500 LIVES CAN BE SAVED BY 2025 BY IMPLEMENTING ALL OF THE WHO "BEST BUYS"

MORTALITY*		NATIONAL TARGET SET		DATA YEAR	MALES	FEMALES	TOTAL
	<b>Premature mortality from NCDs</b>	X	Total NCD deaths	2016	18 500	16 200	34 700
			Risk of premature death between 30-70 years (%)	2016	20	15	18
	<b>Suicide mortality</b>	-	Suicide mortality rate (per 100 000 population)	2016	-	-	3
RISK FACTORS							
	<b>Harmful use of alcohol</b>	X	Total alcohol per capita consumption, adults aged 15+ (litres of pure alcohol)	2016	3	0	2
	<b>Physical inactivity</b>	X	Physical inactivity, adults aged 18+ (%)	2016	40	33	36
	<b>Salt/Sodium intake</b>	X	Mean population salt intake, adults aged 20+ (g/day)	2010	8	8	8
	<b>Tobacco use</b>	X	Current tobacco smoking, adults aged 15+ (%)	2016	41	26	33
	<b>Raised blood pressure</b>	X	Raised blood pressure, adults aged 18+ (%)	2015	23	17	20
	<b>Diabetes</b>	X	Raised blood glucose, adults aged 18+ (%)	2014	14	11	13
	<b>Obesity</b>	X	Obesity, adults aged 18+ (%)	2016	27	35	31
			Obesity, adolescents aged 10-19 (%)	2016	15	10	12
	<b>Ambient air pollution</b>	-	Exceedance of WHO guidelines level for annual PM2.5 concentration (by a multiple of)	2016	-	-	3
	<b>Household air pollution</b>	-	Population with primary reliance on polluting fuels and technologies (%)	2016	-	-	>95

## SELECTED ADULT RISK FACTOR TRENDS

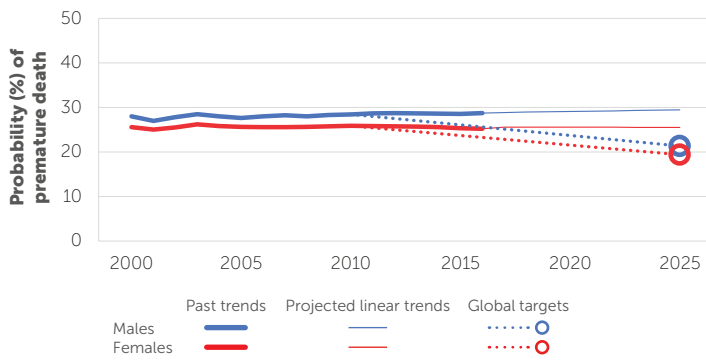


## NATIONAL SYSTEMS RESPONSE

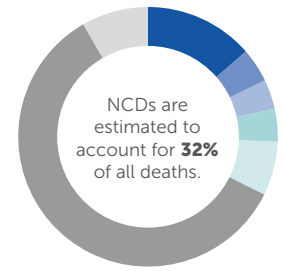
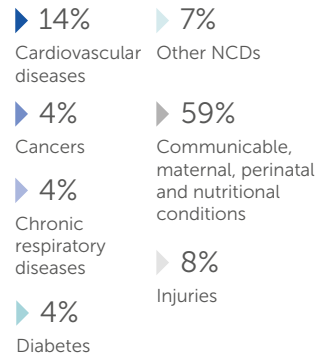
	<b>Drug therapy to prevent heart attacks and strokes</b>	X	Proportion of population at high risk for CVD or with existing CVD (%)	2016	8
			Proportion of high risk persons receiving any drug therapy and counselling to prevent heart attacks and strokes (%)	2016	59
			Proportion of primary health care centres reported as offering CVD risk stratification	2017	More than 50%
			Reported having CVD guidelines that are utilized in at least 50% of health facilities	2017	Yes
	<b>Essential NCD medicines and basic technologies to treat major NCDs</b>	X	Number of essential NCD medicines reported as "generally available"	2017	10 out of 10
			Number of essential NCD technologies reported as "generally available"	2017	6 out of 6

\* The mortality estimates for this country have a high degree of uncertainty because they are not based on any national NCD mortality data (see Explanatory Notes)

## RISK OF PREMATURE DEATH DUE TO NCDs (%)\*



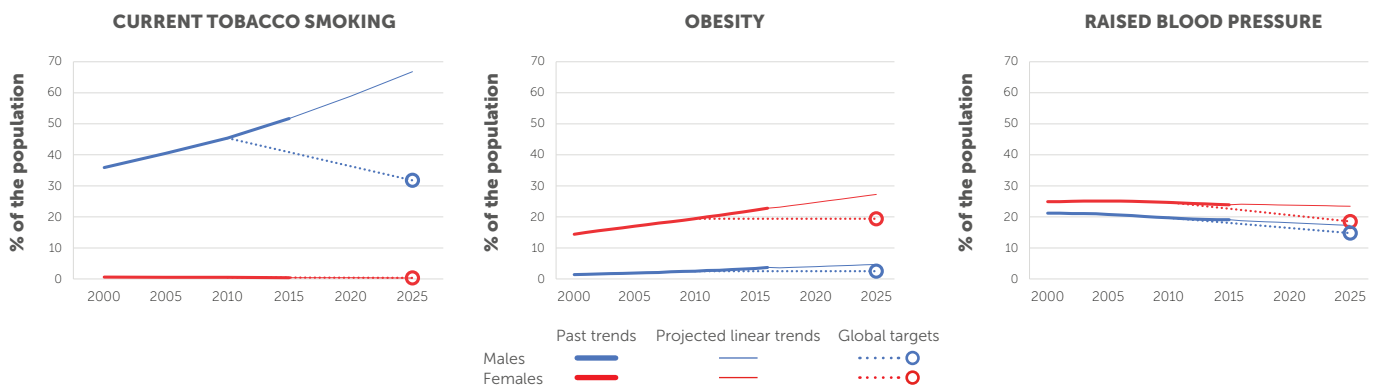
## PROPORTIONAL MORTALITY\*



**1 300 LIVES CAN BE SAVED BY 2025 BY IMPLEMENTING ALL OF THE WHO "BEST BUYS"**

		NATIONAL TARGET SET		DATA YEAR	MALES	FEMALES	TOTAL
<b>MORTALITY*</b>							
	<b>Premature mortality from NCDs</b>	✓	Total NCD deaths	2016	4 200	5 500	9 700
			Risk of premature death between 30-70 years (%)	2016	29	25	27
	<b>Suicide mortality</b>	-	Suicide mortality rate (per 100 000 population)	2016	-	-	21
<b>RISK FACTORS</b>							
	<b>Harmful use of alcohol</b>	✓	Total alcohol per capita consumption, adults aged 15+ (litres of pure alcohol)	2016	9	1	5
	<b>Physical inactivity</b>	✓	Physical inactivity, adults aged 18+ (%)	2016	6	6	6
	<b>Salt/Sodium intake</b>	✓	Mean population salt intake, adults aged 20+ (g/day)	2010	7	6	7
	<b>Tobacco use</b>	✓	Current tobacco smoking, adults aged 15+ (%)	2016	53	0	26
	<b>Raised blood pressure</b>	✓	Raised blood pressure, adults aged 18+ (%)	2015	19	24	22
	<b>Diabetes</b>	✓	Raised blood glucose, adults aged 18+ (%)	2014	5	8	6
	<b>Obesity</b>	✓	Obesity, adults aged 18+ (%)	2016	4	23	14
			Obesity, adolescents aged 10-19 (%)	2016	1	8	4
	<b>Ambient air pollution</b>	-	Exceedance of WHO guidelines level for annual PM2.5 concentration (by a multiple of)	2016	-	-	3
	<b>Household air pollution</b>	-	Population with primary reliance on polluting fuels and technologies (%)	2016	-	-	64

## SELECTED ADULT RISK FACTOR TRENDS



## NATIONAL SYSTEMS RESPONSE

	<b>Drug therapy to prevent heart attacks and strokes</b>	✓	Proportion of population at high risk for CVD or with existing CVD (%)	-	...
			Proportion of high risk persons receiving any drug therapy and counselling to prevent heart attacks and strokes (%)	-	...
			Proportion of primary health care centres reported as offering CVD risk stratification	2017	Don't know
			Reported having CVD guidelines that are utilized in at least 50% of health facilities	2017	No
	<b>Essential NCD medicines and basic technologies to treat major NCDs</b>	✓	Number of essential NCD medicines reported as "generally available"	2017	9 out of 10
			Number of essential NCD technologies reported as "generally available"	2017	4 out of 6

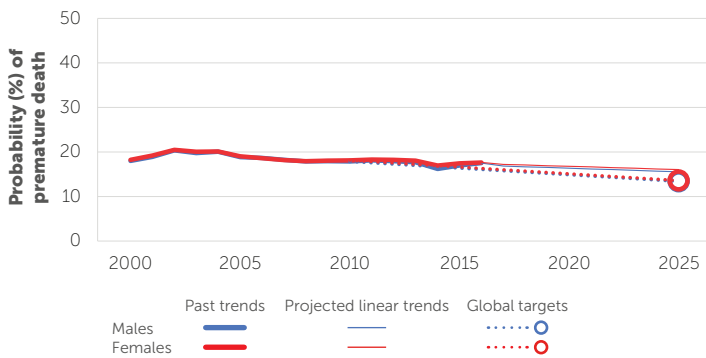
... = no data available

\* The mortality estimates for this country have a high degree of uncertainty because they are not based on any national NCD mortality data (see Explanatory Notes)

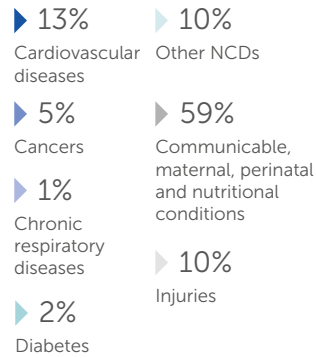
# LIBERIA

2016 TOTAL POPULATION: 4 614 000  
2016 TOTAL DEATHS: 37 000

## RISK OF PREMATURE DEATH DUE TO NCDs (%)\*



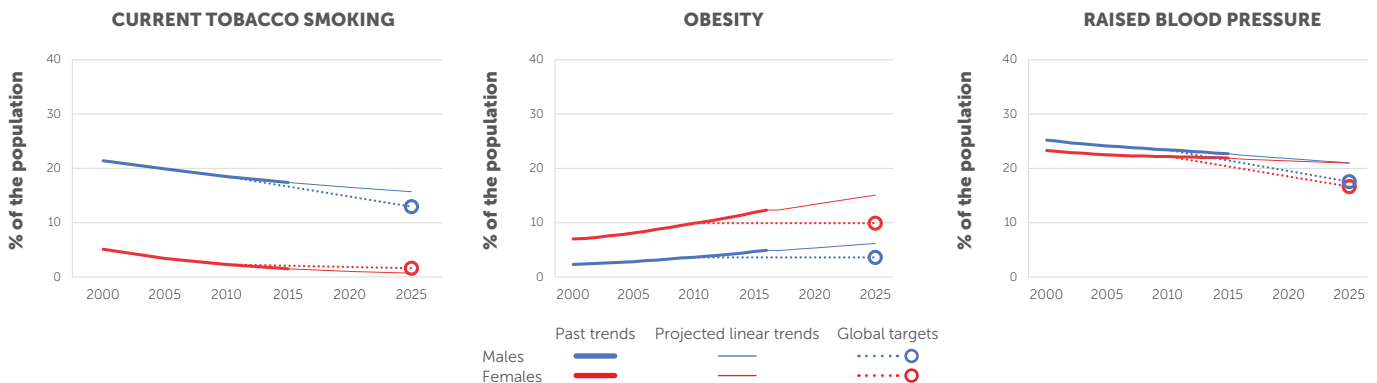
## PROPORTIONAL MORTALITY\*



**3 500 LIVES CAN BE SAVED BY 2025 BY IMPLEMENTING ALL OF THE WHO "BEST BUYS"**

MORTALITY*		NATIONAL TARGET SET		DATA YEAR	MALES	FEMALES	TOTAL
	<b>Premature mortality from NCDs</b>	✓	Total NCD deaths	2016	5 600	5 900	11 500
			Risk of premature death between 30-70 years (%)	2016	18	18	18
	<b>Suicide mortality</b>	-	Suicide mortality rate (per 100 000 population)	2016	-	-	7
RISK FACTORS							
	<b>Harmful use of alcohol</b>	✓	Total alcohol per capita consumption, adults aged 15+ (litres of pure alcohol)	2016	10	2	6
	<b>Physical inactivity</b>	X	Physical inactivity, adults aged 18+ (%)	2016	20	27	23
	<b>Salt/Sodium intake</b>	X	Mean population salt intake, adults aged 20+ (g/day)	2010	7	6	7
	<b>Tobacco use</b>	✓	Current tobacco smoking, adults aged 15+ (%)	2016	17	1	9
	<b>Raised blood pressure</b>	✓	Raised blood pressure, adults aged 18+ (%)	2015	23	22	22
	<b>Diabetes</b>	X	Raised blood glucose, adults aged 18+ (%)	2014	6	6	6
	<b>Obesity</b>	✓	Obesity, adults aged 18+ (%)	2016	5	12	9
			Obesity, adolescents aged 10-19 (%)	2016	1	2	1
	<b>Ambient air pollution</b>	-	Exceedance of WHO guidelines level for annual PM2.5 concentration (by a multiple of)	2016	-	-	2
	<b>Household air pollution</b>	-	Population with primary reliance on polluting fuels and technologies (%)	2016	-	-	>95

## SELECTED ADULT RISK FACTOR TRENDS



## NATIONAL SYSTEMS RESPONSE

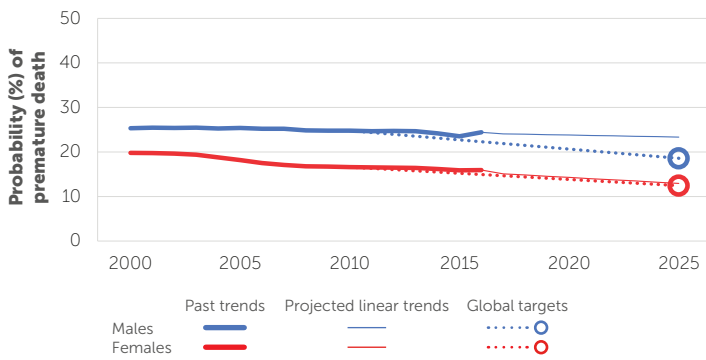
	<b>Drug therapy to prevent heart attacks and strokes</b>	X	Proportion of population at high risk for CVD or with existing CVD (%)	-	...
			Proportion of high risk persons receiving any drug therapy and counselling to prevent heart attacks and strokes (%)	-	...
			Proportion of primary health care centres reported as offering CVD risk stratification	2017	None
			Reported having CVD guidelines that are utilized in at least 50% of health facilities	2017	No response
	<b>Essential NCD medicines and basic technologies to treat major NCDs</b>	✓	Number of essential NCD medicines reported as "generally available"	2017	2 out of 10
			Number of essential NCD technologies reported as "generally available"	2017	4 out of 6

... = no data available

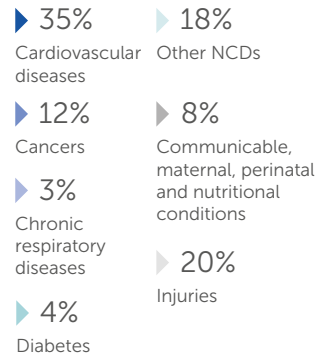
\* The mortality estimates for this country have a high degree of uncertainty because they are not based on any national NCD mortality data (see Explanatory Notes)

World Health Organization - Noncommunicable Diseases (NCD) Country Profiles, 2018.

## RISK OF PREMATURE DEATH DUE TO NCDs (%)\*



## PROPORTIONAL MORTALITY\*



10 200 LIVES CAN BE SAVED BY 2025 BY IMPLEMENTING ALL OF THE WHO "BEST BUYS"

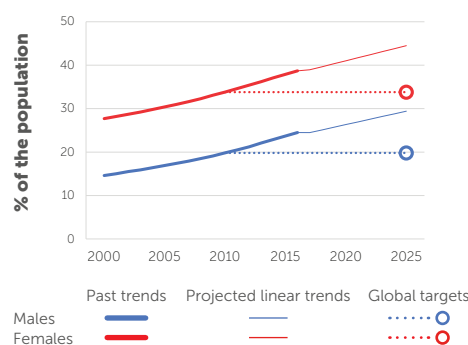
MORTALITY*		NATIONAL TARGET SET		DATA YEAR	MALES	FEMALES	TOTAL
	<b>Premature mortality from NCDs</b>	X	Total NCD deaths	2016	13 000	11 300	24 200
			Risk of premature death between 30-70 years (%)	2016	24	16	20
	<b>Suicide mortality</b>	-	Suicide mortality rate (per 100 000 population)	2016	-	-	5
RISK FACTORS							
	<b>Harmful use of alcohol</b>	X	Total alcohol per capita consumption, adults aged 15+ (litres of pure alcohol)	2016	0	0	0
	<b>Physical inactivity</b>	X	Physical inactivity, adults aged 18+ (%)	2016	29	40	34
	<b>Salt/Sodium intake</b>	X	Mean population salt intake, adults aged 20+ (g/day)	2010	11	10	11
	<b>Tobacco use</b>	X	Current tobacco smoking, adults aged 15+ (%)	2016	...	...	...
	<b>Raised blood pressure</b>	X	Raised blood pressure, adults aged 18+ (%)	2015	23	19	21
	<b>Diabetes</b>	X	Raised blood glucose, adults aged 18+ (%)	2014	13	14	14
	<b>Obesity</b>	X	Obesity, adults aged 18+ (%)	2016	25	39	32
			Obesity, adolescents aged 10-19 (%)	2016	14	12	13
	<b>Ambient air pollution</b>	-	Exceedance of WHO guidelines level for annual PM2.5 concentration (by a multiple of)	2016	-	-	4
	<b>Household air pollution</b>	-	Population with primary reliance on polluting fuels and technologies (%)	2016	-	-	>95

## SELECTED ADULT RISK FACTOR TRENDS

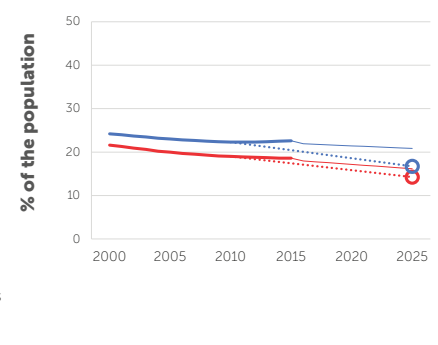
### CURRENT TOBACCO SMOKING

NO DATA AVAILABLE

### OBESITY



### RAISED BLOOD PRESSURE



## NATIONAL SYSTEMS RESPONSE

	<b>Drug therapy to prevent heart attacks and strokes</b>	X	Proportion of population at high risk for CVD or with existing CVD (%)	-	...
			Proportion of high risk persons receiving any drug therapy and counselling to prevent heart attacks and strokes (%)	-	...
			Proportion of primary health care centres reported as offering CVD risk stratification	2017	Less than 25%
			Reported having CVD guidelines that are utilized in at least 50% of health facilities	2017	Don't know
	<b>Essential NCD medicines and basic technologies to treat major NCDs</b>	X	Number of essential NCD medicines reported as "generally available"	2017	3 out of 10
			Number of essential NCD technologies reported as "generally available"	2017	5 out of 6

... = no data available

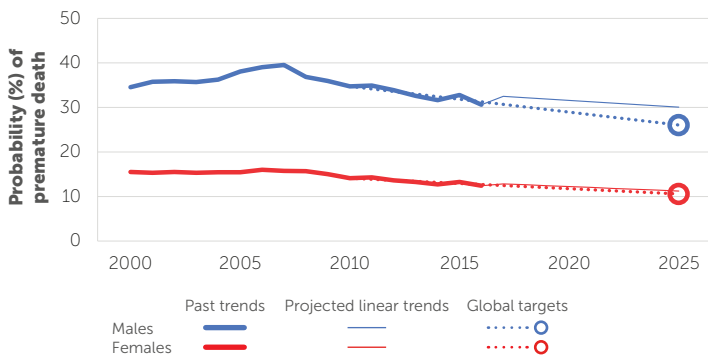
\* The mortality estimates for this country have a high degree of uncertainty because they are not based on any national NCD mortality data (see Explanatory Notes)

World Health Organization - Noncommunicable Diseases (NCD) Country Profiles, 2018.

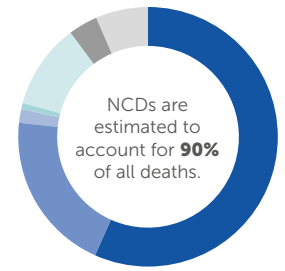
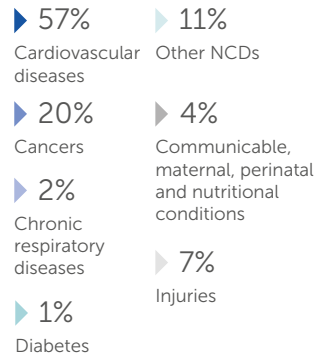
# LITHUANIA

2016 TOTAL POPULATION: 2 908 000  
2016 TOTAL DEATHS: 41 000

## RISK OF PREMATURE DEATH DUE TO NCDs (%)



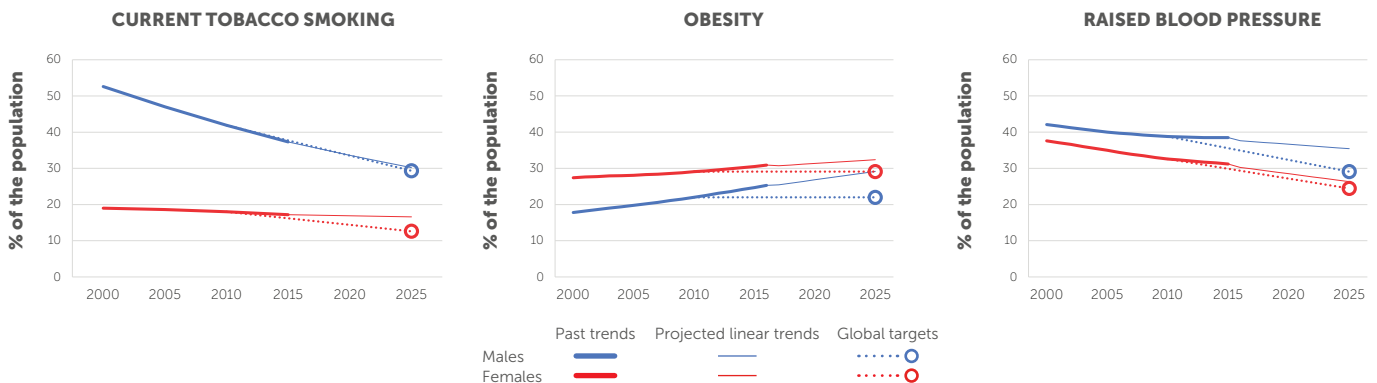
## PROPORTIONAL MORTALITY



## 2 300 LIVES CAN BE SAVED BY 2025 BY IMPLEMENTING ALL OF THE WHO "BEST BUYS"

MORTALITY		NATIONAL TARGET SET		DATA YEAR	MALES	FEMALES	TOTAL
Premature mortality from NCDs	✓	Total NCD deaths	2016	17 300	19 500	36 700	
		Risk of premature death between 30-70 years (%)	2016	31	12	21	
Suicide mortality	-	Suicide mortality rate (per 100 000 population)	2016	-	-	32	
RISK FACTORS							
Harmful use of alcohol	✓	Total alcohol per capita consumption, adults aged 15+ (litres of pure alcohol)	2016	25	7	15	
Physical inactivity	X	Physical inactivity, adults aged 18+ (%)	2016	25	33	29	
Salt/Sodium intake	X	Mean population salt intake, adults aged 20+ (g/day)	2010	11	10	10	
Tobacco use	✓	Current tobacco smoking, adults aged 15+ (%)	2016	37	17	26	
Raised blood pressure	X	Raised blood pressure, adults aged 18+ (%)	2015	39	31	35	
Diabetes	X	Raised blood glucose, adults aged 18+ (%)	2014	10	10	10	
Obesity	✓	Obesity, adults aged 18+ (%)	2016	25	31	28	
		Obesity, adolescents aged 10-19 (%)	2016	7	4	6	
Ambient air pollution	-	Exceedance of WHO guidelines level for annual PM2.5 concentration (by a multiple of)	2016	-	-	1	
Household air pollution	-	Population with primary reliance on polluting fuels and technologies (%)	2016	-	-	<5	

## SELECTED ADULT RISK FACTOR TRENDS



## NATIONAL SYSTEMS RESPONSE

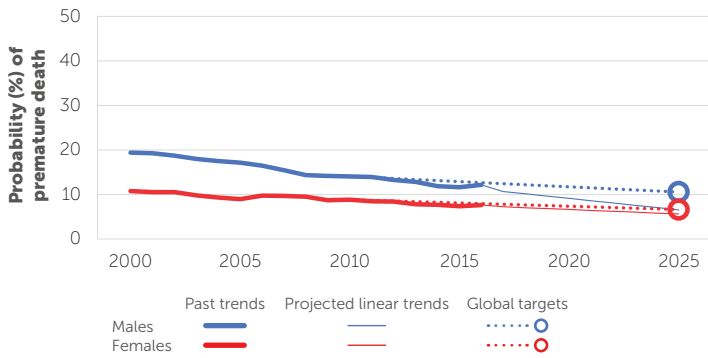
Drug therapy to prevent heart attacks and strokes	X	Proportion of population at high risk for CVD or with existing CVD (%)	-	...
		Proportion of high risk persons receiving any drug therapy and counselling to prevent heart attacks and strokes (%)	-	...
		Proportion of primary health care centres reported as offering CVD risk stratification	2017	More than 50%
		Reported having CVD guidelines that are utilized in at least 50% of health facilities	2017	Yes
Essential NCD medicines and basic technologies to treat major NCDs	X	Number of essential NCD medicines reported as "generally available"	2017	10 out of 10
		Number of essential NCD technologies reported as "generally available"	2017	6 out of 6

... = no data available

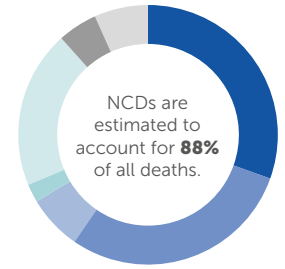
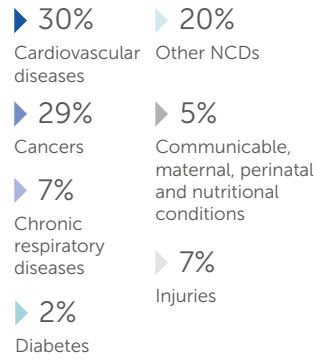
# LUXEMBOURG

2016 TOTAL POPULATION: 576 000  
2016 TOTAL DEATHS: 3 900

## RISK OF PREMATURE DEATH DUE TO NCDs (%)



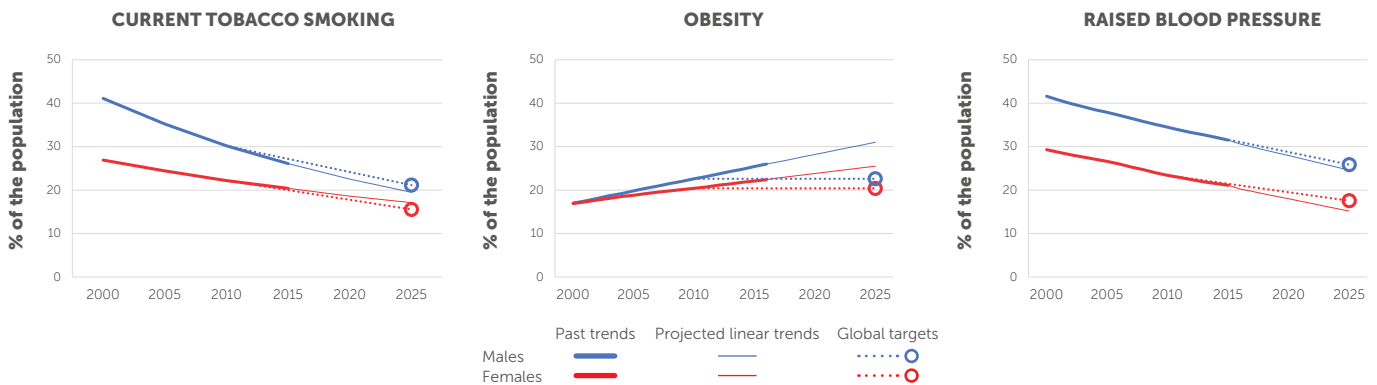
## PROPORTIONAL MORTALITY



21 500 LIVES CAN BE SAVED BY 2025 BY IMPLEMENTING ALL OF THE WHO "BEST BUYS"

MORTALITY		NATIONAL TARGET SET		DATA YEAR	MALES	FEMALES	TOTAL
Premature mortality from NCDs	X	Total NCD deaths	2016	1 700	1 700	3 500	
		Risk of premature death between 30-70 years (%)	2016	12	8	10	
Suicide mortality	-	Suicide mortality rate (per 100 000 population)	2016	-	-	13	
RISK FACTORS							
Harmful use of alcohol	X	Total alcohol per capita consumption, adults aged 15+ (litres of pure alcohol)	2016	20	6	13	
Physical inactivity	X	Physical inactivity, adults aged 18+ (%)	2016	28	32	30	
Salt/Sodium intake	X	Mean population salt intake, adults aged 20+ (g/day)	2010	11	10	10	
Tobacco use	X	Current tobacco smoking, adults aged 15+ (%)	2016	25	20	23	
Raised blood pressure	X	Raised blood pressure, adults aged 18+ (%)	2015	32	21	26	
Diabetes	X	Raised blood glucose, adults aged 18+ (%)	2014	8	5	7	
Obesity	X	Obesity, adults aged 18+ (%)	2016	26	22	24	
		Obesity, adolescents aged 10-19 (%)	2016	9	5	7	
Ambient air pollution	-	Exceedance of WHO guidelines level for annual PM2.5 concentration (by a multiple of)	2016	-	-	1	
Household air pollution	-	Population with primary reliance on polluting fuels and technologies (%)	2016	-	-	<5	

## SELECTED ADULT RISK FACTOR TRENDS



## NATIONAL SYSTEMS RESPONSE

Drug therapy to prevent heart attacks and strokes	X	Proportion of population at high risk for CVD or with existing CVD (%)	-	...
		Proportion of high risk persons receiving any drug therapy and counselling to prevent heart attacks and strokes (%)	-	...
		Proportion of primary health care centres reported as offering CVD risk stratification	2017	Don't know
		Reported having CVD guidelines that are utilized in at least 50% of health facilities	2017	No
Essential NCD medicines and basic technologies to treat major NCDs	X	Number of essential NCD medicines reported as "generally available"	2017	10 out of 10
		Number of essential NCD technologies reported as "generally available"	2017	4 out of 6

... = no data available

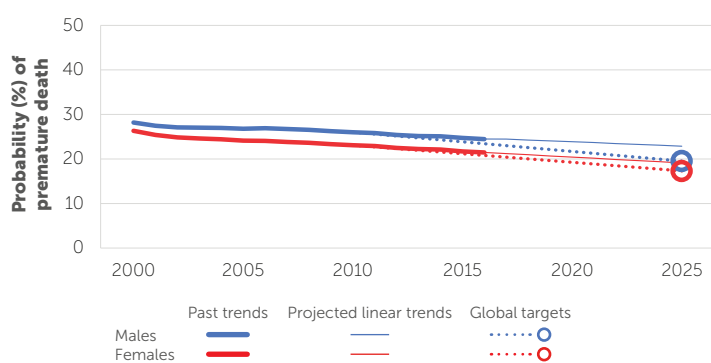
World Health Organization - Noncommunicable Diseases (NCD) Country Profiles, 2018.



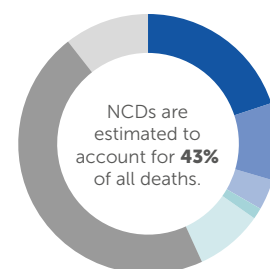
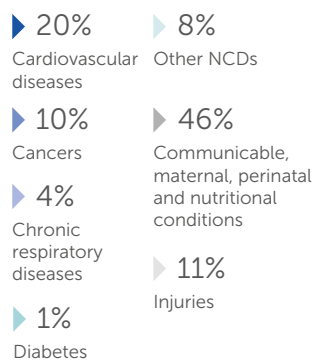
# MADAGASCAR

2016 TOTAL POPULATION: 24 895 000  
2016 TOTAL DEATHS: 156 000

## RISK OF PREMATURE DEATH DUE TO NCDs (%)\*



## PROPORTIONAL MORTALITY\*




**12 000 LIVES CAN BE SAVED BY 2025 BY IMPLEMENTING ALL OF THE WHO "BEST BUYS"**

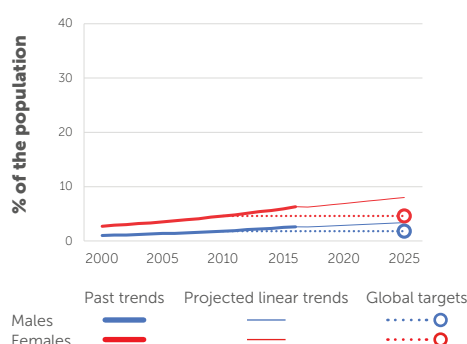
		NATIONAL TARGET SET		DATA YEAR	MALES	FEMALES	TOTAL
<b>MORTALITY*</b>							
	<b>Premature mortality from NCDs</b>	X	Total NCD deaths	2016	34 100	33 300	67 400
			Risk of premature death between 30-70 years (%)	2016	24	21	23
	<b>Suicide mortality</b>	-	Suicide mortality rate (per 100 000 population)	2016	-	-	4
<b>RISK FACTORS</b>							
	<b>Harmful use of alcohol</b>	X	Total alcohol per capita consumption, adults aged 15+ (litres of pure alcohol)	2016	3	1	2
	<b>Physical inactivity</b>	X	Physical inactivity, adults aged 18+ (%)	2016	12	20	16
	<b>Salt/Sodium intake</b>	X	Mean population salt intake, adults aged 20+ (g/day)	2010	6	5	6
	<b>Tobacco use</b>	X	Current tobacco smoking, adults aged 15+ (%)	2016	...	...	...
	<b>Raised blood pressure</b>	X	Raised blood pressure, adults aged 18+ (%)	2015	22	21	22
	<b>Diabetes</b>	X	Raised blood glucose, adults aged 18+ (%)	2014	4	3	4
	<b>Obesity</b>	X	Obesity, adults aged 18+ (%)	2016	3	6	5
			Obesity, adolescents aged 10-19 (%)	2016	1	1	1
	<b>Ambient air pollution</b>	-	Exceedance of WHO guidelines level for annual PM2.5 concentration (by a multiple of)	2016	-	-	2
	<b>Household air pollution</b>	-	Population with primary reliance on polluting fuels and technologies (%)	2016	-	-	>95

## SELECTED ADULT RISK FACTOR TRENDS

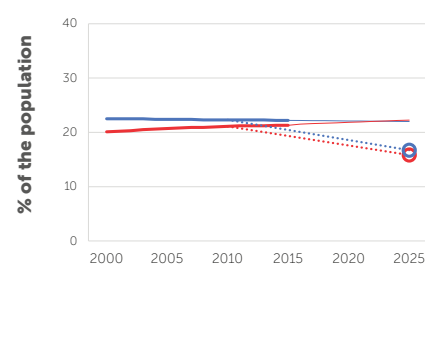
### CURRENT TOBACCO SMOKING



### OBESITY



### RAISED BLOOD PRESSURE



## NATIONAL SYSTEMS RESPONSE

			Proportion of population at high risk for CVD or with existing CVD (%)	-	...
	<b>Drug therapy to prevent heart attacks and strokes</b>	X	Proportion of high risk persons receiving any drug therapy and counselling to prevent heart attacks and strokes (%)	-	...
			Proportion of primary health care centres reported as offering CVD risk stratification	2017	None
			Reported having CVD guidelines that are utilized in at least 50% of health facilities	2017	Yes
	<b>Essential NCD medicines and basic technologies to treat major NCDs</b>	X	Number of essential NCD medicines reported as "generally available"	2017	4 out of 10
			Number of essential NCD technologies reported as "generally available"	2017	2 out of 6

... = no data available

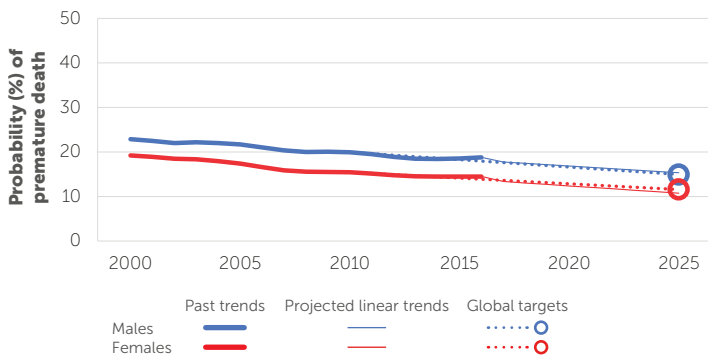
\* The mortality estimates for this country have a high degree of uncertainty because they are not based on any national NCD mortality data (see Explanatory Notes)

World Health Organization - Noncommunicable Diseases (NCD) Country Profiles, 2018.

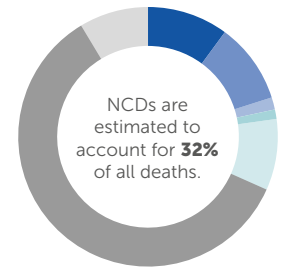
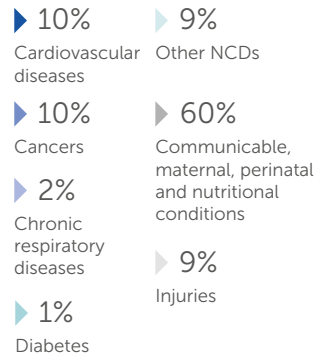
# MALAWI

2016 TOTAL POPULATION: 18 092 000  
2016 TOTAL DEATHS: 123 000

## RISK OF PREMATURE DEATH DUE TO NCDs (%)\*



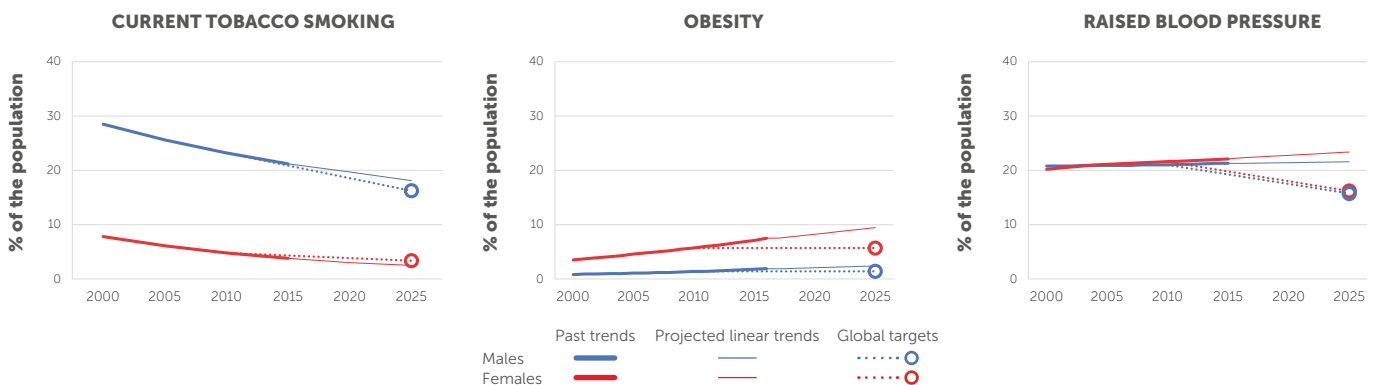
## PROPORTIONAL MORTALITY\*



**9 000 LIVES CAN BE SAVED BY 2025 BY IMPLEMENTING ALL OF THE WHO "BEST BUYS"**

MORTALITY*		NATIONAL TARGET SET†	DATA YEAR	MALES	FEMALES	TOTAL
Premature mortality from NCDs	Total NCD deaths	-	2016	19 800	19 100	38 900
	Risk of premature death between 30-70 years (%)	-	2016	19	15	16
Suicide mortality	Suicide mortality rate (per 100 000 population)	-	2016	-	-	4
RISK FACTORS						
Harmful use of alcohol	Total alcohol per capita consumption, adults aged 15+ (litres of pure alcohol)	-	2016	6	1	4
Physical inactivity	Physical inactivity, adults aged 18+ (%)	-	2016	12	17	14
Salt/Sodium intake	Mean population salt intake, adults aged 20+ (g/day)	-	2010	4	4	4
Tobacco use	Current tobacco smoking, adults aged 15+ (%)	-	2016	21	4	12
Raised blood pressure	Raised blood pressure, adults aged 18+ (%)	-	2015	21	22	22
Diabetes	Raised blood glucose, adults aged 18+ (%)	-	2014	4	4	4
Obesity	Obesity, adults aged 18+ (%)	-	2016	2	8	5
	Obesity, adolescents aged 10-19 (%)	-	2016	1	2	2
Ambient air pollution	Exceedance of WHO guidelines level for annual PM2.5 concentration (by a multiple of)	-	2016	-	-	2
Household air pollution	Population with primary reliance on polluting fuels and technologies (%)	-	2016	-	-	>95

## SELECTED ADULT RISK FACTOR TRENDS



## NATIONAL SYSTEMS RESPONSE

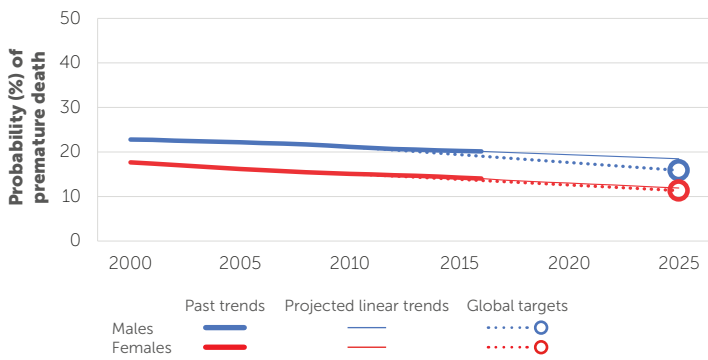
Drug therapy to prevent heart attacks and strokes	Proportion of population at high risk for CVD or with existing CVD (%)	2017	9
	Proportion of high risk persons receiving any drug therapy and counselling to prevent heart attacks and strokes (%)	2017	12
	Proportion of primary health care centres reported as offering CVD risk stratification	2017	None
	Reported having CVD guidelines that are utilized in at least 50% of health facilities	2017	Yes
Essential NCD medicines and basic technologies to treat major NCDs	Number of essential NCD medicines reported as "generally available"	2017	5 out of 10
	Number of essential NCD technologies reported as "generally available"	2017	2 out of 6

\* The mortality estimates for this country have a high degree of uncertainty because they are not based on any national NCD mortality data (see Explanatory Notes)  
† See Explanatory Notes

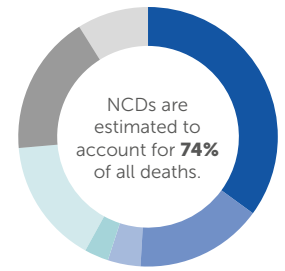
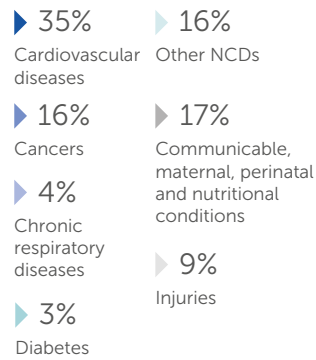
# MALAYSIA

2016 TOTAL POPULATION: 31 187 000  
2016 TOTAL DEATHS: 154 000

## RISK OF PREMATURE DEATH DUE TO NCDs (%)\*



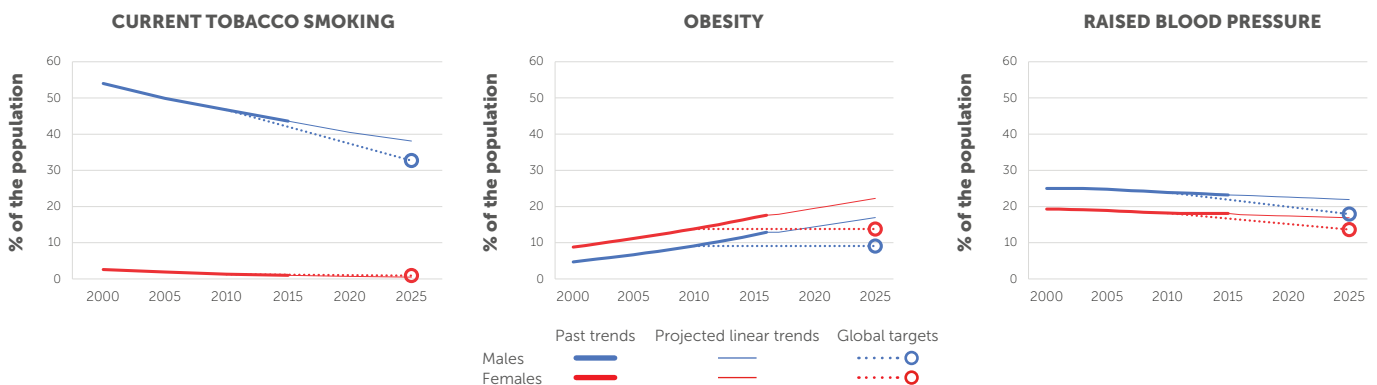
## PROPORTIONAL MORTALITY\*



## 400 LIVES CAN BE SAVED BY 2025 BY IMPLEMENTING ALL OF THE WHO "BEST BUYS"

MORTALITY*		NATIONAL TARGET SET		DATA YEAR	MALES	FEMALES	TOTAL
📊	Premature mortality from NCDs	✓	Total NCD deaths	2016	62 000	51 500	113 400
			Risk of premature death between 30-70 years (%)	2016	20	14	17
👤	Suicide mortality	-	Suicide mortality rate (per 100 000 population)	2016	-	-	6
RISK FACTORS							
🍷	Harmful use of alcohol	✓	Total alcohol per capita consumption, adults aged 15+ (litres of pure alcohol)	2016	2	0	1
🚶	Physical inactivity	✓	Physical inactivity, adults aged 18+ (%)	2016	34	42	38
🧂	Salt/Sodium intake	✓	Mean population salt intake, adults aged 20+ (g/day)	2010	9	9	9
🚬	Tobacco use	✓	Current tobacco smoking, adults aged 15+ (%)	2016	43	1	22
🩺	Raised blood pressure	✓	Raised blood pressure, adults aged 18+ (%)	2015	23	18	21
👤	Diabetes	✓	Raised blood glucose, adults aged 18+ (%)	2014	10	10	10
👤	Obesity	✓	Obesity, adults aged 18+ (%)	2016	13	18	15
			Obesity, adolescents aged 10-19 (%)	2016	14	9	11
🏠	Ambient air pollution	-	Exceedance of WHO guidelines level for annual PM2.5 concentration (by a multiple of)	2016	-	-	2
🏠	Household air pollution	-	Population with primary reliance on polluting fuels and technologies (%)	2016	-	-	<5

## SELECTED ADULT RISK FACTOR TRENDS



## NATIONAL SYSTEMS RESPONSE

👤	Drug therapy to prevent heart attacks and strokes	X	Proportion of population at high risk for CVD or with existing CVD (%)	-	...
			Proportion of high risk persons receiving any drug therapy and counselling to prevent heart attacks and strokes (%)	-	...
			Proportion of primary health care centres reported as offering CVD risk stratification	2017	More than 50%
			Reported having CVD guidelines that are utilized in at least 50% of health facilities	2017	Yes
📦	Essential NCD medicines and basic technologies to treat major NCDs	X	Number of essential NCD medicines reported as "generally available"	2017	10 out of 10
			Number of essential NCD technologies reported as "generally available"	2017	6 out of 6

... = no data available

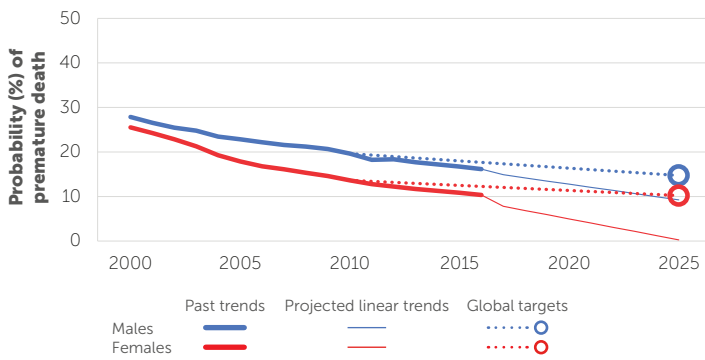
\* The mortality estimates for this country have a high degree of uncertainty because they are not based on any national NCD mortality data (see Explanatory Notes)

World Health Organization - Noncommunicable Diseases (NCD) Country Profiles, 2018.

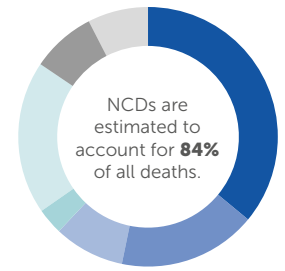
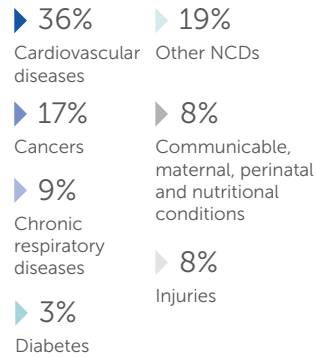
# MALDIVES

2016 TOTAL POPULATION: 428 000  
2016 TOTAL DEATHS: 1 300

## RISK OF PREMATURE DEATH DUE TO NCDs (%)\*



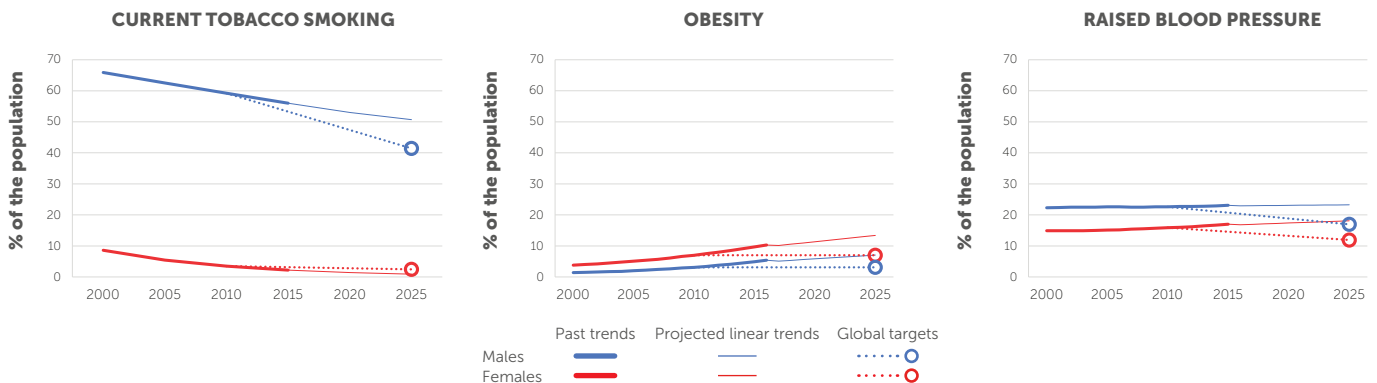
## PROPORTIONAL MORTALITY\*



**12 100 LIVES CAN BE SAVED BY 2025 BY IMPLEMENTING ALL OF THE WHO "BEST BUYS"**

MORTALITY*		NATIONAL TARGET SET		DATA YEAR	MALES	FEMALES	TOTAL
🏠	Premature mortality from NCDs	✓	Total NCD deaths	2016	630	450	1 100
			Risk of premature death between 30-70 years (%)	2016	16	10	13
👤	Suicide mortality	-	Suicide mortality rate (per 100 000 population)	2016	-	-	2
RISK FACTORS							
🍷	Harmful use of alcohol	✓	Total alcohol per capita consumption, adults aged 15+ (litres of pure alcohol)	2016	5	1	3
🚶	Physical inactivity	✓	Physical inactivity, adults aged 18+ (%)	2016	24	33	29
🧂	Salt/Sodium intake	✓	Mean population salt intake, adults aged 20+ (g/day)	2010	9	8	8
🚬	Tobacco use	✓	Current tobacco smoking, adults aged 15+ (%)	2016	56	2	29
🩺	Raised blood pressure	✓	Raised blood pressure, adults aged 18+ (%)	2015	23	17	20
👤	Diabetes	✓	Raised blood glucose, adults aged 18+ (%)	2014	9	8	9
👤	Obesity	✓	Obesity, adults aged 18+ (%)	2016	5	10	8
			Obesity, adolescents aged 10-19 (%)	2016	8	5	6
🏠	Ambient air pollution	-	Exceedance of WHO guidelines level for annual PM2.5 concentration (by a multiple of) <sup>o</sup>	2016	-	-	-
🏠	Household air pollution	-	Population with primary reliance on polluting fuels and technologies (%)	2016	-	-	6

## SELECTED ADULT RISK FACTOR TRENDS



## NATIONAL SYSTEMS RESPONSE

👤	Drug therapy to prevent heart attacks and strokes	✓	Proportion of population at high risk for CVD or with existing CVD (%)	-	...
			Proportion of high risk persons receiving any drug therapy and counselling to prevent heart attacks and strokes (%)	-	...
			Proportion of primary health care centres reported as offering CVD risk stratification	2017	Less than 25%
			Reported having CVD guidelines that are utilized in at least 50% of health facilities	2017	Yes
🏠	Essential NCD medicines and basic technologies to treat major NCDs	✓	Number of essential NCD medicines reported as "generally available"	2017	7 out of 10
			Number of essential NCD technologies reported as "generally available"	2017	4 out of 6

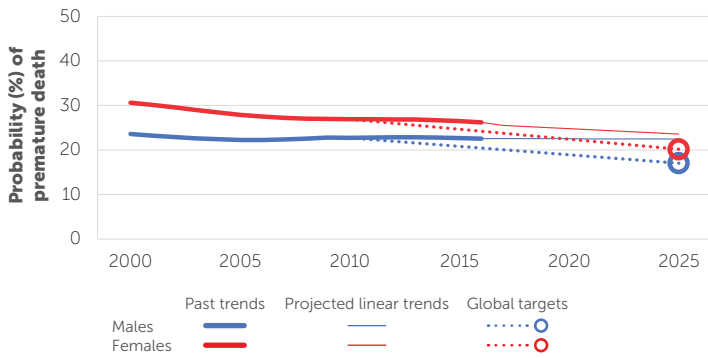
... = no data available

\* The mortality estimates for this country have a high degree of uncertainty because they are not based on any national NCD mortality data (see Explanatory Notes)

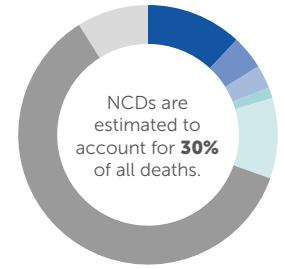
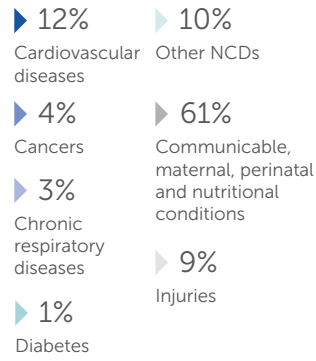
<sup>o</sup> not exceeding

World Health Organization - Noncommunicable Diseases (NCD) Country Profiles, 2018.

## RISK OF PREMATURE DEATH DUE TO NCDs (%)\*



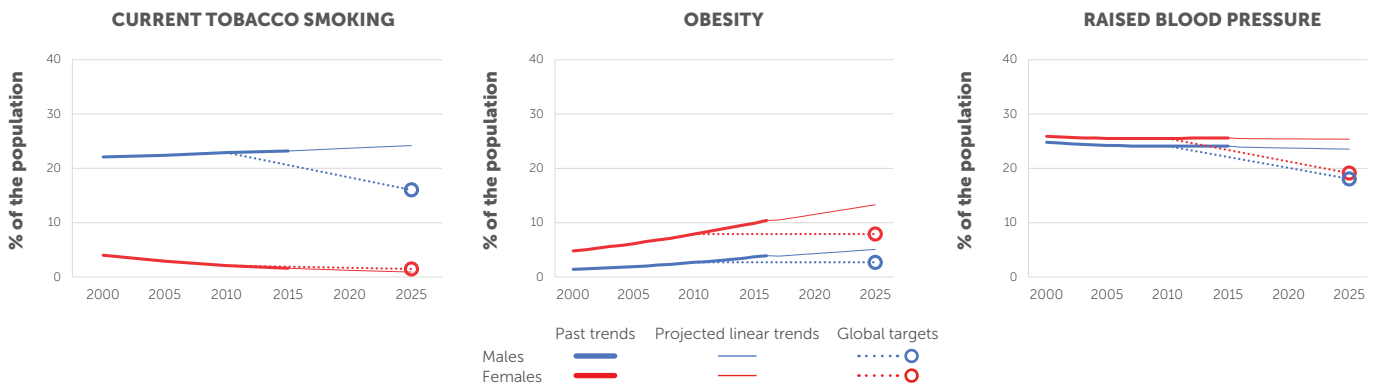
## PROPORTIONAL MORTALITY\*



**8 200 LIVES CAN BE SAVED BY 2025 BY IMPLEMENTING ALL OF THE WHO "BEST BUYS"**

MORTALITY*		NATIONAL TARGET SET		DATA YEAR	MALES	FEMALES	TOTAL
📊	<b>Premature mortality from NCDs</b>	X	Total NCD deaths	2016	25 700	30 400	56 100
			Risk of premature death between 30-70 years (%)	2016	23	26	25
👤	<b>Suicide mortality</b>	-	Suicide mortality rate (per 100 000 population)	2016	-	-	5
RISK FACTORS							
🍷	<b>Harmful use of alcohol</b>	X	Total alcohol per capita consumption, adults aged 15+ (litres of pure alcohol)	2016	2	0	1
🚶	<b>Physical inactivity</b>	X	Physical inactivity, adults aged 18+ (%)	2016	33	46	40
🧂	<b>Salt/Sodium intake</b>	X	Mean population salt intake, adults aged 20+ (g/day)	2010	8	8	8
🚬	<b>Tobacco use</b>	X	Current tobacco smoking, adults aged 15+ (%)	2016	23	2	13
🩺	<b>Raised blood pressure</b>	X	Raised blood pressure, adults aged 18+ (%)	2015	24	26	25
👤	<b>Diabetes</b>	X	Raised blood glucose, adults aged 18+ (%)	2014	6	5	5
👤	<b>Obesity</b>	X	Obesity, adults aged 18+ (%)	2016	4	10	7
			Obesity, adolescents aged 10-19 (%)	2016	1	3	2
🏠	<b>Ambient air pollution</b>	-	Exceedance of WHO guidelines level for annual PM2.5 concentration (by a multiple of)	2016	-	-	3
🏠	<b>Household air pollution</b>	-	Population with primary reliance on polluting fuels and technologies (%)	2016	-	-	>95

## SELECTED ADULT RISK FACTOR TRENDS



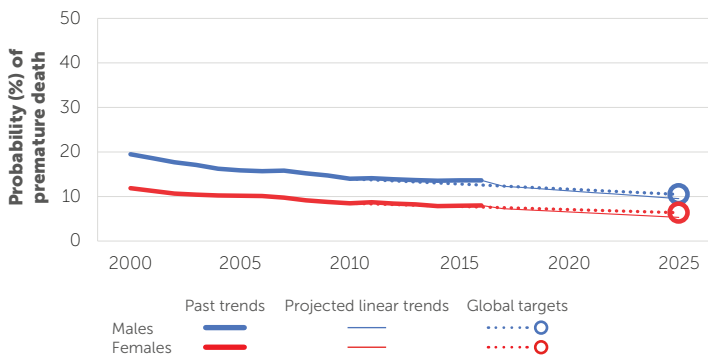
## NATIONAL SYSTEMS RESPONSE

👤	<b>Drug therapy to prevent heart attacks and strokes</b>	X	Proportion of population at high risk for CVD or with existing CVD (%)	-	...
			Proportion of high risk persons receiving any drug therapy and counselling to prevent heart attacks and strokes (%)	-	...
			Proportion of primary health care centres reported as offering CVD risk stratification	2017	Don't know
			Reported having CVD guidelines that are utilized in at least 50% of health facilities	2017	No
📦	<b>Essential NCD medicines and basic technologies to treat major NCDs</b>	X	Number of essential NCD medicines reported as "generally available"	2017	7 out of 10
			Number of essential NCD technologies reported as "generally available"	2017	6 out of 6

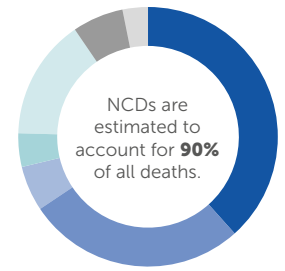
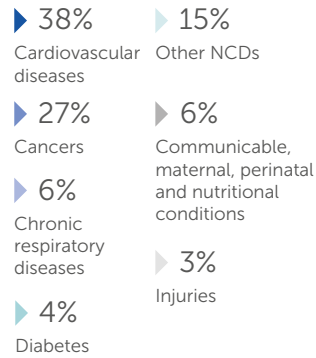
... = no data available

\* The mortality estimates for this country have a high degree of uncertainty because they are not based on any national NCD mortality data (see Explanatory Notes)

## RISK OF PREMATURE DEATH DUE TO NCDs (%)



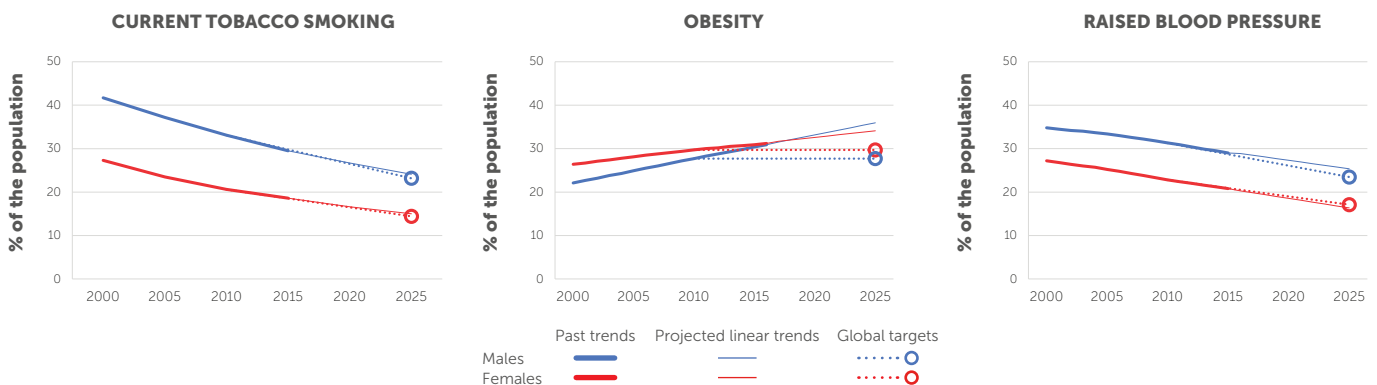
## PROPORTIONAL MORTALITY



## 3 700 LIVES CAN BE SAVED BY 2025 BY IMPLEMENTING ALL OF THE WHO "BEST BUYS"

MORTALITY		NATIONAL TARGET SET		DATA YEAR	MALES	FEMALES	TOTAL
	<b>Premature mortality from NCDs</b>	✓	Total NCD deaths	2016	1 600	1 600	3 200
			Risk of premature death between 30-70 years (%)	2016	14	8	11
	<b>Suicide mortality</b>	-	Suicide mortality rate (per 100 000 population)	2016	-	-	7
RISK FACTORS							
	<b>Harmful use of alcohol</b>	✓	Total alcohol per capita consumption, adults aged 15+ (litres of pure alcohol)	2016	13	3	8
	<b>Physical inactivity</b>	✓	Physical inactivity, adults aged 18+ (%)	2016	38	50	44
	<b>Salt/Sodium intake</b>	✓	Mean population salt intake, adults aged 20+ (g/day)	2010	11	10	10
	<b>Tobacco use</b>	✓	Current tobacco smoking, adults aged 15+ (%)	2016	29	18	24
	<b>Raised blood pressure</b>	✓	Raised blood pressure, adults aged 18+ (%)	2015	29	21	25
	<b>Diabetes</b>	✓	Raised blood glucose, adults aged 18+ (%)	2014	11	9	10
	<b>Obesity</b>	✓	Obesity, adults aged 18+ (%)	2016	31	31	31
			Obesity, adolescents aged 10-19 (%)	2016	14	10	12
	<b>Ambient air pollution</b>	-	Exceedance of WHO guidelines level for annual PM2.5 concentration (by a multiple of)	2016	-	-	1
	<b>Household air pollution</b>	-	Population with primary reliance on polluting fuels and technologies (%)	2016	-	-	<5

## SELECTED ADULT RISK FACTOR TRENDS



## NATIONAL SYSTEMS RESPONSE

	<b>Drug therapy to prevent heart attacks and strokes</b>	X	Proportion of population at high risk for CVD or with existing CVD (%)	-	...
			Proportion of high risk persons receiving any drug therapy and counselling to prevent heart attacks and strokes (%)	-	...
			Proportion of primary health care centres reported as offering CVD risk stratification	2017	More than 50%
			Reported having CVD guidelines that are utilized in at least 50% of health facilities	2017	No
	<b>Essential NCD medicines and basic technologies to treat major NCDs</b>	X	Number of essential NCD medicines reported as "generally available"	2017	10 out of 10
			Number of essential NCD technologies reported as "generally available"	2017	6 out of 6

... = no data available

# MARSHALL ISLANDS

2016 TOTAL POPULATION: 53 000












2016 TOTAL DEATHS: ...

## RISK OF PREMATURE DEATH DUE TO NCDs (%)†

NO DATA AVAILABLE

## PROPORTIONAL MORTALITY†

NO DATA AVAILABLE

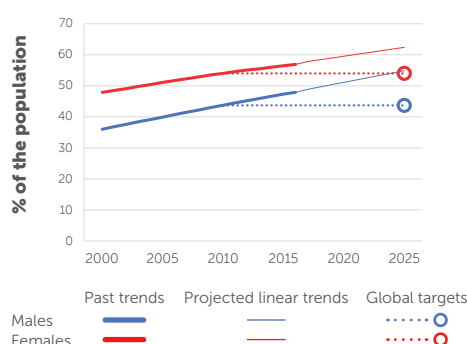
		NATIONAL TARGET SET		DATA YEAR	MALES	FEMALES	TOTAL
<b>MORTALITY†</b>							
	<b>Premature mortality from NCDs</b>	✓	Total NCD deaths	2016	...	...	...
			Risk of premature death between 30-70 years (%)	2016	...	...	...
	<b>Suicide mortality</b>	-	Suicide mortality rate (per 100 000 population)	2016	-	-	...
<b>RISK FACTORS</b>							
	<b>Harmful use of alcohol</b>	X	Total alcohol per capita consumption, adults aged 15+ (litres of pure alcohol)	2016	...	...	...
	<b>Physical inactivity</b>	✓	Physical inactivity, adults aged 18+ (%)	2016	41	54	47
	<b>Salt/Sodium intake</b>	✓	Mean population salt intake, adults aged 20+ (g/day)	2010	7	6	6
	<b>Tobacco use</b>	✓	Current tobacco smoking, adults aged 15+ (%)	2016	...	...	...
	<b>Raised blood pressure</b>	✓	Raised blood pressure, adults aged 18+ (%)	2015	23	18	20
	<b>Diabetes</b>	✓	Raised blood glucose, adults aged 18+ (%)	2014	20	21	21
	<b>Obesity</b>	X	Obesity, adults aged 18+ (%)	2016	48	57	52
			Obesity, adolescents aged 10-19 (%)	2016	23	25	24
	<b>Ambient air pollution</b>	-	Exceedance of WHO guidelines level for annual PM2.5 concentration (by a multiple of)°	2016	-	-	-
	<b>Household air pollution</b>	-	Population with primary reliance on polluting fuels and technologies (%)	2016	-	-	35

## SELECTED ADULT RISK FACTOR TRENDS

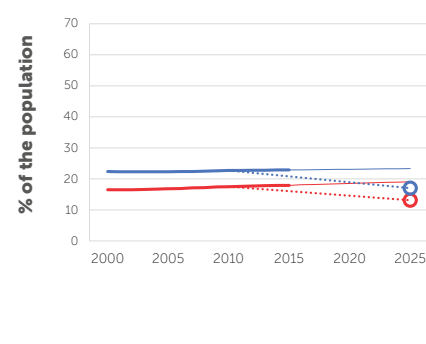
### CURRENT TOBACCO SMOKING

NO DATA AVAILABLE



### OBESITY



### RAISED BLOOD PRESSURE



## NATIONAL SYSTEMS RESPONSE

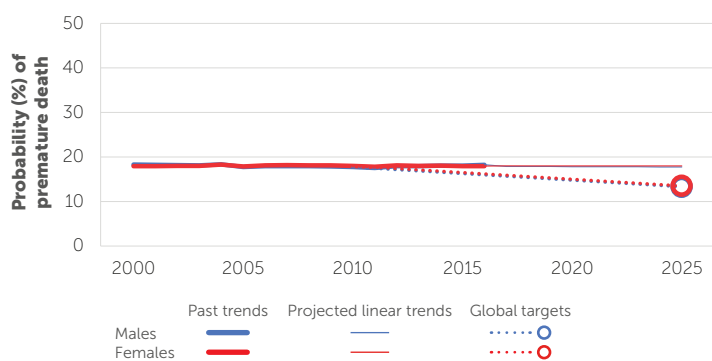
			Proportion of population at high risk for CVD or with existing CVD (%)	-	...
	<b>Drug therapy to prevent heart attacks and strokes</b>	X	Proportion of high risk persons receiving any drug therapy and counselling to prevent heart attacks and strokes (%)	-	...
			Proportion of primary health care centres reported as offering CVD risk stratification	2017	Don't know
			Reported having CVD guidelines that are utilized in at least 50% of health facilities	2017	No
	<b>Essential NCD medicines and basic technologies to treat major NCDs</b>	X	Number of essential NCD medicines reported as "generally available"	2017	8 out of 10
			Number of essential NCD technologies reported as "generally available"	2017	4 out of 6

... = no data available  
° not exceeding  
† See Explanatory Notes

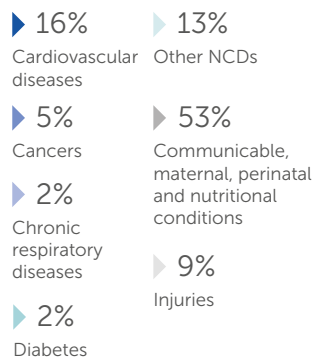
# MAURITANIA

2016 TOTAL POPULATION: 4 301 000  
2016 TOTAL DEATHS: 32 000

## RISK OF PREMATURE DEATH DUE TO NCDs (%)\*



## PROPORTIONAL MORTALITY\*



**3 600 LIVES CAN BE SAVED BY 2025 BY IMPLEMENTING ALL OF THE WHO "BEST BUYS"**

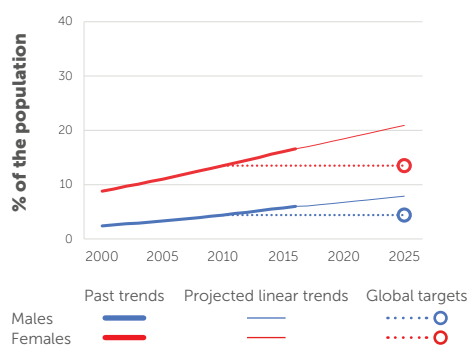
MORTALITY*		NATIONAL TARGET SET		DATA YEAR	MALES	FEMALES	TOTAL
Premature mortality from NCDs	✓	Total NCD deaths	2016	5 700	6 400	12 000	
		Risk of premature death between 30-70 years (%)	2016	18	18	18	
Suicide mortality	-	Suicide mortality rate (per 100 000 population)	2016	-	-	4	
RISK FACTORS							
Harmful use of alcohol	x	Total alcohol per capita consumption, adults aged 15+ (litres of pure alcohol)	2016	0	0	0	
Physical inactivity	✓	Physical inactivity, adults aged 18+ (%)	2016	34	45	39	
Salt/Sodium intake	✓	Mean population salt intake, adults aged 20+ (g/day)	2010	8	7	8	
Tobacco use	✓	Current tobacco smoking, adults aged 15+ (%)	2016	...	...	...	
Raised blood pressure	✓	Raised blood pressure, adults aged 18+ (%)	2015	26	25	26	
Diabetes	✓	Raised blood glucose, adults aged 18+ (%)	2014	6	7	7	
Obesity	✓	Obesity, adults aged 18+ (%)	2016	6	17	11	
		Obesity, adolescents aged 10-19 (%)	2016	2	5	3	
Ambient air pollution	-	Exceedance of WHO guidelines level for annual PM2.5 concentration (by a multiple of)	2016	-	-	4	
Household air pollution	-	Population with primary reliance on polluting fuels and technologies (%)	2016	-	-	53	

## SELECTED ADULT RISK FACTOR TRENDS

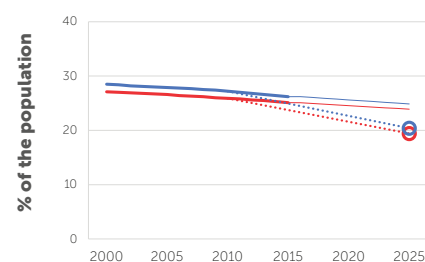
### CURRENT TOBACCO SMOKING

NO DATA AVAILABLE

### OBESITY



### RAISED BLOOD PRESSURE



## NATIONAL SYSTEMS RESPONSE

Drug therapy to prevent heart attacks and strokes	✓	Proportion of population at high risk for CVD or with existing CVD (%)	-	...
		Proportion of high risk persons receiving any drug therapy and counselling to prevent heart attacks and strokes (%)	-	...
		Proportion of primary health care centres reported as offering CVD risk stratification	2017	Less than 25%
		Reported having CVD guidelines that are utilized in at least 50% of health facilities	2017	No
Essential NCD medicines and basic technologies to treat major NCDs	✓	Number of essential NCD medicines reported as "generally available"	2017	7 out of 10
		Number of essential NCD technologies reported as "generally available"	2017	2 out of 6

... = no data available

\* The mortality estimates for this country have a high degree of uncertainty because they are not based on any national NCD mortality data (see Explanatory Notes)

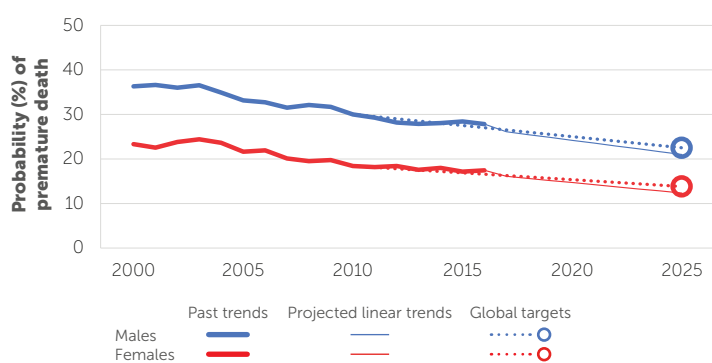
World Health Organization - Noncommunicable Diseases (NCD) Country Profiles, 2018.



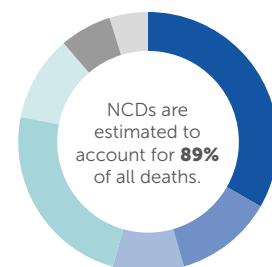
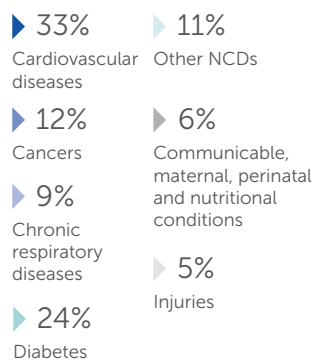
# MAURITIUS

2016 TOTAL POPULATION: 1 262 000  
2016 TOTAL DEATHS: 10 000

## RISK OF PREMATURE DEATH DUE TO NCDs (%)



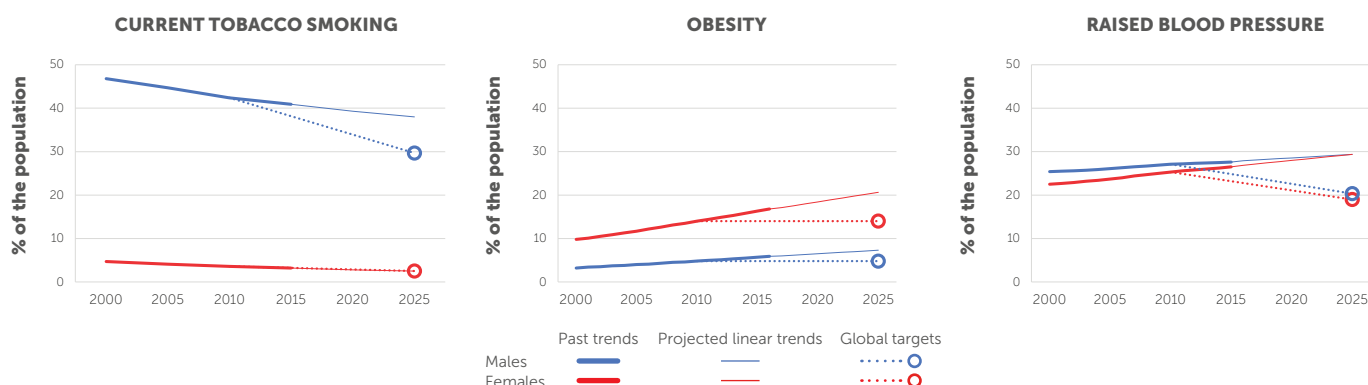
## PROPORTIONAL MORTALITY



## 2 500 LIVES CAN BE SAVED BY 2025 BY IMPLEMENTING ALL OF THE WHO "BEST BUYS"

MORTALITY		NATIONAL TARGET SET		DATA YEAR	MALES	FEMALES	TOTAL
Premature mortality from NCDs	✓	Total NCD deaths	2016	4 800	4 100	8 900	
		Risk of premature death between 30-70 years (%)	2016	28	17	23	
Suicide mortality	-	Suicide mortality rate (per 100 000 population)	2016	-	-	8	
RISK FACTORS							
Harmful use of alcohol	X	Total alcohol per capita consumption, adults aged 15+ (litres of pure alcohol)	2016	6	1	4	
Physical inactivity	X	Physical inactivity, adults aged 18+ (%)	2016	27	31	29	
Salt/Sodium intake	X	Mean population salt intake, adults aged 20+ (g/day)	2010	15	13	14	
Tobacco use	X	Current tobacco smoking, adults aged 15+ (%)	2016	41	3	21	
Raised blood pressure	X	Raised blood pressure, adults aged 18+ (%)	2015	28	27	27	
Diabetes	X	Raised blood glucose, adults aged 18+ (%)	2014	14	15	14	
Obesity	X	Obesity, adults aged 18+ (%)	2016	6	17	12	
		Obesity, adolescents aged 10-19 (%)	2016	3	5	4	
Ambient air pollution	-	Exceedance of WHO guidelines level for annual PM2.5 concentration (by a multiple of)	2016	-	-	1	
Household air pollution	-	Population with primary reliance on polluting fuels and technologies (%)	2016	-	-	7	

## SELECTED ADULT RISK FACTOR TRENDS



## NATIONAL SYSTEMS RESPONSE

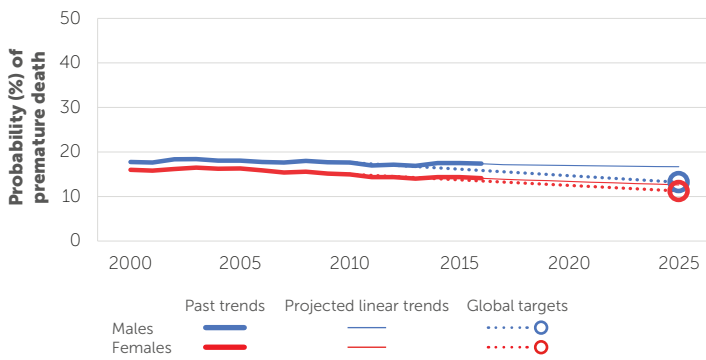
Drug therapy to prevent heart attacks and strokes	X	Proportion of population at high risk for CVD or with existing CVD (%)	-	...
		Proportion of high risk persons receiving any drug therapy and counselling to prevent heart attacks and strokes (%)	-	...
		Proportion of primary health care centres reported as offering CVD risk stratification	2017	None
		Reported having CVD guidelines that are utilized in at least 50% of health facilities	2017	Yes
Essential NCD medicines and basic technologies to treat major NCDs	X	Number of essential NCD medicines reported as "generally available"	2017	10 out of 10
		Number of essential NCD technologies reported as "generally available"	2017	6 out of 6

... = no data available

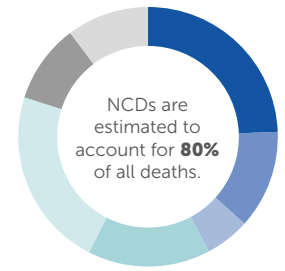
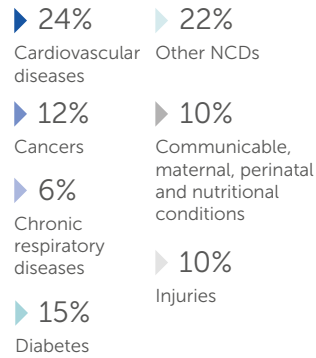
# MEXICO

2016 TOTAL POPULATION: 127 500 000  
2016 TOTAL DEATHS: 653 000

## RISK OF PREMATURE DEATH DUE TO NCDs (%)



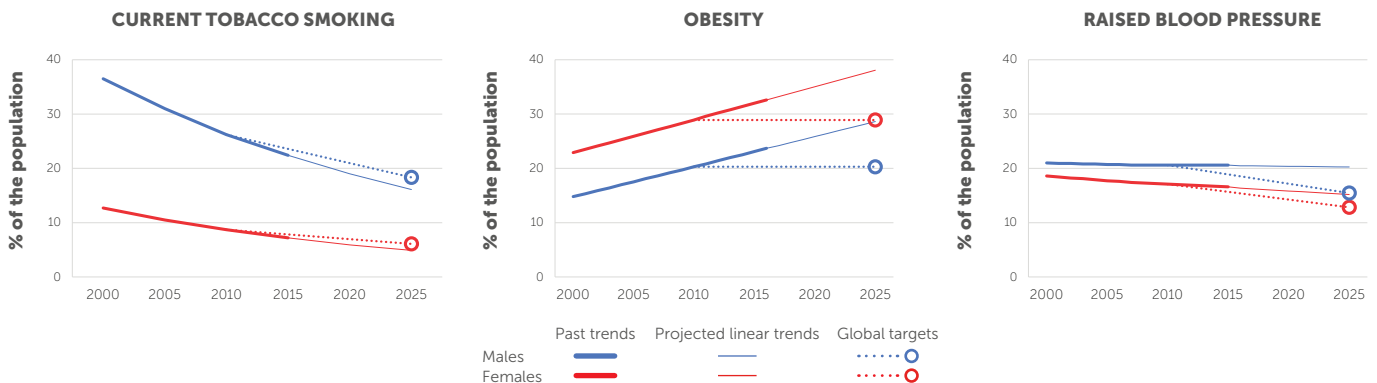
## PROPORTIONAL MORTALITY



**97 400 LIVES CAN BE SAVED BY 2025 BY IMPLEMENTING ALL OF THE WHO "BEST BUYS"**

		NATIONAL TARGET SET		DATA YEAR	MALES	FEMALES	TOTAL
<b>MORTALITY</b>							
	<b>Premature mortality from NCDs</b>	X	Total NCD deaths	2016	272 700	249 000	521 800
			Risk of premature death between 30-70 years (%)	2016	17	14	16
	<b>Suicide mortality</b>	-	Suicide mortality rate (per 100 000 population)	2016	-	-	5
<b>RISK FACTORS</b>							
	<b>Harmful use of alcohol</b>	X	Total alcohol per capita consumption, adults aged 15+ (litres of pure alcohol)	2016	11	2	7
	<b>Physical inactivity</b>	X	Physical inactivity, adults aged 18+ (%)	2016	25	32	28
	<b>Salt/Sodium intake</b>	X	Mean population salt intake, adults aged 20+ (g/day)	2010	7	7	7
	<b>Tobacco use</b>	X	Current tobacco smoking, adults aged 15+ (%)	2016	22	7	14
	<b>Raised blood pressure</b>	X	Raised blood pressure, adults aged 18+ (%)	2015	21	17	19
	<b>Diabetes</b>	X	Raised blood glucose, adults aged 18+ (%)	2014	10	11	10
	<b>Obesity</b>	X	Obesity, adults aged 18+ (%)	2016	24	33	28
			Obesity, adolescents aged 10-19 (%)	2016	15	12	14
	<b>Ambient air pollution</b>	-	Exceedance of WHO guidelines level for annual PM2.5 concentration (by a multiple of)	2016	-	-	2
	<b>Household air pollution</b>	-	Population with primary reliance on polluting fuels and technologies (%)	2016	-	-	15

## SELECTED ADULT RISK FACTOR TRENDS



## NATIONAL SYSTEMS RESPONSE

	<b>Drug therapy to prevent heart attacks and strokes</b>	✓	Proportion of population at high risk for CVD or with existing CVD (%)	-	...
			Proportion of high risk persons receiving any drug therapy and counselling to prevent heart attacks and strokes (%)	-	...
			Proportion of primary health care centres reported as offering CVD risk stratification	2017	Less than 25%
			Reported having CVD guidelines that are utilized in at least 50% of health facilities	2017	Yes
	<b>Essential NCD medicines and basic technologies to treat major NCDs</b>	✓	Number of essential NCD medicines reported as "generally available"	2017	9 out of 10
			Number of essential NCD technologies reported as "generally available"	2017	6 out of 6

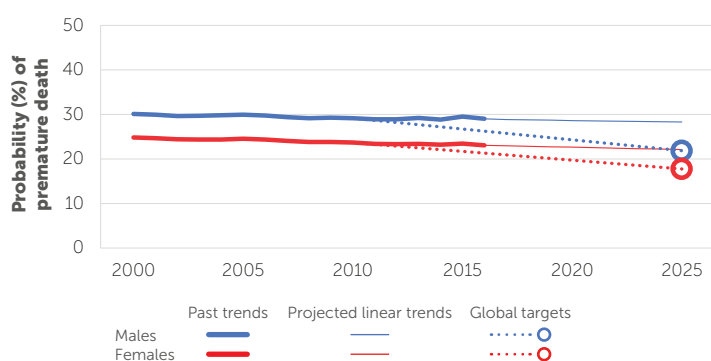
... = no data available

World Health Organization - Noncommunicable Diseases (NCD) Country Profiles, 2018.

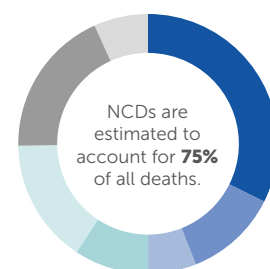
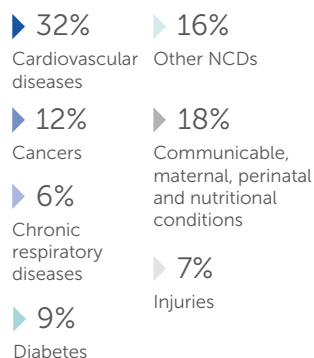
# MICRONESIA (FEDERATED STATES OF)

2016 TOTAL POPULATION: 105 000  
2016 TOTAL DEATHS: 640

## RISK OF PREMATURE DEATH DUE TO NCDs (%)\*



## PROPORTIONAL MORTALITY\*



**4 800 LIVES CAN BE SAVED BY 2025 BY IMPLEMENTING ALL OF THE WHO "BEST BUYS"**

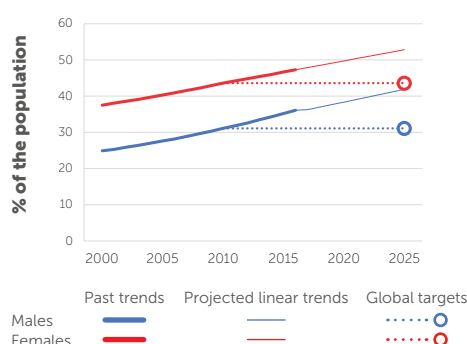
MORTALITY*		NATIONAL TARGET SET		DATA YEAR	MALES	FEMALES	TOTAL
	<b>Premature mortality from NCDs</b>	X	Total NCD deaths	2016	240	240	480
			Risk of premature death between 30-70 years (%)	2016	29	23	26
	<b>Suicide mortality</b>	-	Suicide mortality rate (per 100 000 population)	2016	-	-	11
RISK FACTORS							
	<b>Harmful use of alcohol</b>	✓	Total alcohol per capita consumption, adults aged 15+ (litres of pure alcohol)	2016	4	1	2
	<b>Physical inactivity</b>	✓	Physical inactivity, adults aged 18+ (%)	2016	32	39	36
	<b>Salt/Sodium intake</b>	✓	Mean population salt intake, adults aged 20+ (g/day)	2010	7	6	7
	<b>Tobacco use</b>	✓	Current tobacco smoking, adults aged 15+ (%)	2016	...	...	...
	<b>Raised blood pressure</b>	✓	Raised blood pressure, adults aged 18+ (%)	2015	22	19	21
	<b>Diabetes</b>	✓	Raised blood glucose, adults aged 18+ (%)	2014	16	20	18
	<b>Obesity</b>	✓	Obesity, adults aged 18+ (%)	2016	36	47	42
			Obesity, adolescents aged 10-19 (%)	2016	18	20	19
	<b>Ambient air pollution</b>	-	Exceedance of WHO guidelines level for annual PM2.5 concentration (by a multiple of)	2016	-	-	1
	<b>Household air pollution</b>	-	Population with primary reliance on polluting fuels and technologies (%)	2016	-	-	88

## SELECTED ADULT RISK FACTOR TRENDS

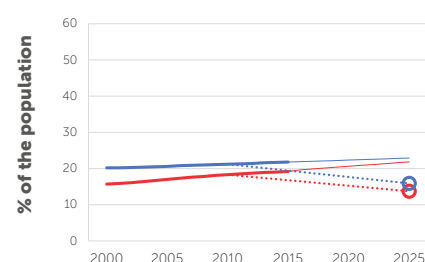
### CURRENT TOBACCO SMOKING

NO DATA AVAILABLE

### OBESITY



### RAISED BLOOD PRESSURE



## NATIONAL SYSTEMS RESPONSE

	<b>Drug therapy to prevent heart attacks and strokes</b>	X	Proportion of population at high risk for CVD or with existing CVD (%)	-	...
			Proportion of high risk persons receiving any drug therapy and counselling to prevent heart attacks and strokes (%)	-	...
			Proportion of primary health care centres reported as offering CVD risk stratification	2017	More than 50%
			Reported having CVD guidelines that are utilized in at least 50% of health facilities	2017	Yes
	<b>Essential NCD medicines and basic technologies to treat major NCDs</b>	✓	Number of essential NCD medicines reported as "generally available"	2017	8 out of 10
			Number of essential NCD technologies reported as "generally available"	2017	6 out of 6

... = no data available

\* The mortality estimates for this country have a high degree of uncertainty because they are not based on any national NCD mortality data (see Explanatory Notes)












World Health Organization - Noncommunicable Diseases (NCD) Country Profiles, 2018.

## RISK OF PREMATURE DEATH DUE TO NCDs (%)†

NO DATA AVAILABLE

## PROPORTIONAL MORTALITY†

NO DATA AVAILABLE

		NATIONAL TARGET SET		DATA YEAR	MALES	FEMALES	TOTAL
<b>MORTALITY†</b>							
	<b>Premature mortality from NCDs</b>	X	Total NCD deaths	2016	...	...	...
			Risk of premature death between 30-70 years (%)	2016	...	...	...
	<b>Suicide mortality</b>	-	Suicide mortality rate (per 100 000 population)	2016	-	-	...
<b>RISK FACTORS</b>							
	<b>Harmful use of alcohol</b>	X	Total alcohol per capita consumption, adults aged 15+ (litres of pure alcohol)	2016	...	...	...
	<b>Physical inactivity</b>	X	Physical inactivity, adults aged 18+ (%)	2016	...	...	...
	<b>Salt/Sodium intake</b>	X	Mean population salt intake, adults aged 20+ (g/day)	2010	...	...	...
	<b>Tobacco use</b>	X	Current tobacco smoking, adults aged 15+ (%)	2016	...	...	...
	<b>Raised blood pressure</b>	X	Raised blood pressure, adults aged 18+ (%)	2015	...	...	...
	<b>Diabetes</b>	X	Raised blood glucose, adults aged 18+ (%)	2014	...	...	...
	<b>Obesity</b>	X	Obesity, adults aged 18+ (%)	2016	...	...	...
			Obesity, adolescents aged 10-19 (%)	2016	...	...	...
	<b>Ambient air pollution</b>	-	Exceedance of WHO guidelines level for annual PM2.5 concentration (by a multiple of)	2016	-	-	1
	<b>Household air pollution</b>	-	Population with primary reliance on polluting fuels and technologies (%)	2016	-	-	<5

## SELECTED ADULT RISK FACTOR TRENDS

### CURRENT TOBACCO SMOKING

NO DATA AVAILABLE



### OBESITY

NO DATA AVAILABLE

### RAISED BLOOD PRESSURE

NO DATA AVAILABLE

## NATIONAL SYSTEMS RESPONSE

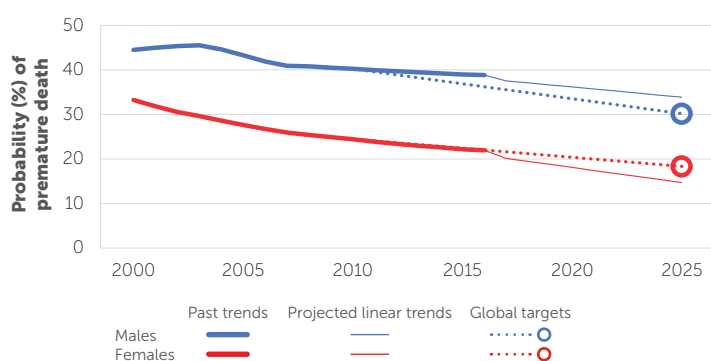
	<b>Drug therapy to prevent heart attacks and strokes</b>	X	Proportion of population at high risk for CVD or with existing CVD (%)	-	...
			Proportion of high risk persons receiving any drug therapy and counselling to prevent heart attacks and strokes (%)	-	...
			Proportion of primary health care centres reported as offering CVD risk stratification	2017	More than 50%
			Reported having CVD guidelines that are utilized in at least 50% of health facilities	2017	Yes
	<b>Essential NCD medicines and basic technologies to treat major NCDs</b>	X	Number of essential NCD medicines reported as "generally available"	2017	10 out of 10
			Number of essential NCD technologies reported as "generally available"	2017	6 out of 6

... = no data available  
† See Explanatory Notes

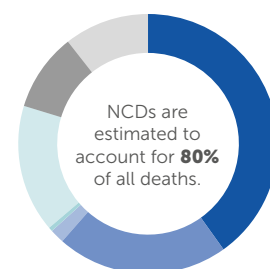
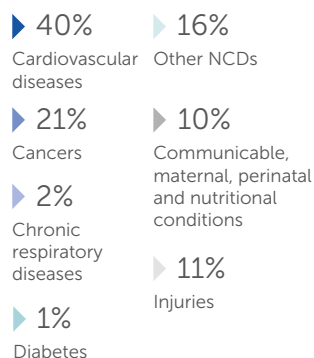
# MONGOLIA

2016 TOTAL POPULATION: 3 027 000  
2016 TOTAL DEATHS: 19 000

## RISK OF PREMATURE DEATH DUE TO NCDs (%)\*



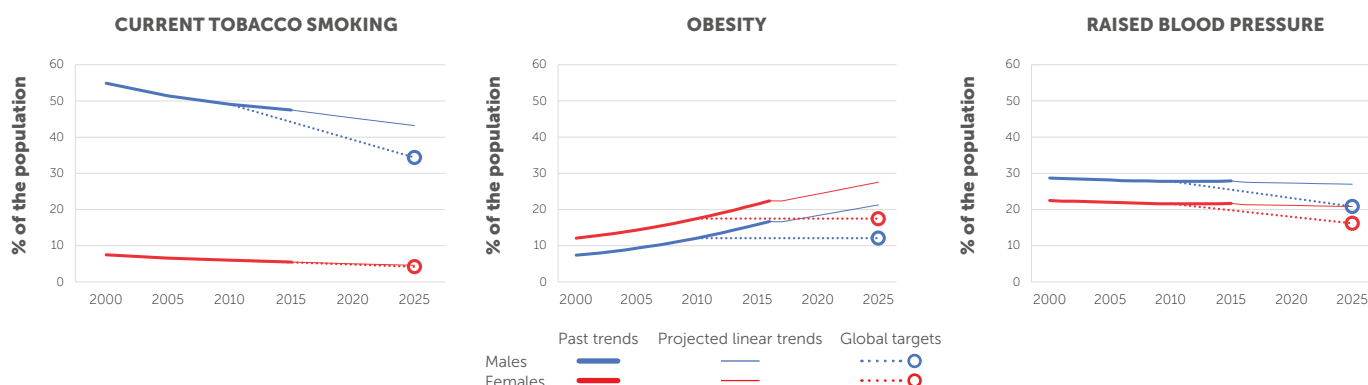
## PROPORTIONAL MORTALITY\*



**2 900 LIVES CAN BE SAVED BY 2025 BY IMPLEMENTING ALL OF THE WHO "BEST BUYS"**

		NATIONAL TARGET SET		DATA YEAR	MALES	FEMALES	TOTAL
<b>MORTALITY*</b>							
	<b>Premature mortality from NCDs</b>	✓	Total NCD deaths	2016	8 500	6 400	14 900
			Risk of premature death between 30-70 years (%)	2016	39	22	30
	<b>Suicide mortality</b>	-	Suicide mortality rate (per 100 000 population)	2016	-	-	13
<b>RISK FACTORS</b>							
	<b>Harmful use of alcohol</b>	✓	Total alcohol per capita consumption, adults aged 15+ (litres of pure alcohol)	2016	13	2	7
	<b>Physical inactivity</b>	✓	Physical inactivity, adults aged 18+ (%)	2016	16	18	17
	<b>Salt/Sodium intake</b>	✓	Mean population salt intake, adults aged 20+ (g/day)	2010	14	12	13
	<b>Tobacco use</b>	✓	Current tobacco smoking, adults aged 15+ (%)	2016	47	5	26
	<b>Raised blood pressure</b>	✓	Raised blood pressure, adults aged 18+ (%)	2015	28	22	25
	<b>Diabetes</b>	✓	Raised blood glucose, adults aged 18+ (%)	2014	10	10	10
	<b>Obesity</b>	✓	Obesity, adults aged 18+ (%)	2016	17	22	20
			Obesity, adolescents aged 10-19 (%)	2016	4	3	3
	<b>Ambient air pollution</b>	-	Exceedance of WHO guidelines level for annual PM2.5 concentration (by a multiple of)	2016	-	-	4
	<b>Household air pollution</b>	-	Population with primary reliance on polluting fuels and technologies (%)	2016	-	-	57

## SELECTED ADULT RISK FACTOR TRENDS



## NATIONAL SYSTEMS RESPONSE

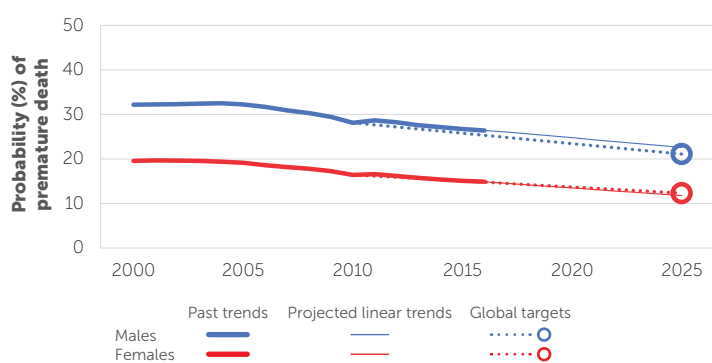
	<b>Drug therapy to prevent heart attacks and strokes</b>	✓	Proportion of population at high risk for CVD or with existing CVD (%)	2013	18
			Proportion of high risk persons receiving any drug therapy and counselling to prevent heart attacks and strokes (%)	2013	93
			Proportion of primary health care centres reported as offering CVD risk stratification	2017	None
			Reported having CVD guidelines that are utilized in at least 50% of health facilities	2017	Yes
	<b>Essential NCD medicines and basic technologies to treat major NCDs</b>	✓	Number of essential NCD medicines reported as "generally available"	2017	10 out of 10
			Number of essential NCD technologies reported as "generally available"	2017	6 out of 6

\* The mortality estimates for this country have a high degree of uncertainty because they are not based on any national NCD mortality data (see Explanatory Notes)

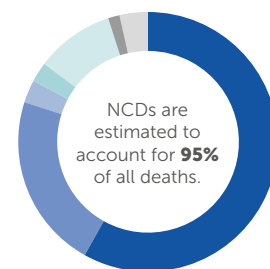
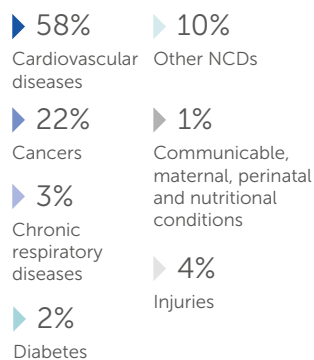
# MONTENEGRO

2016 TOTAL POPULATION: 629 000  
2016 TOTAL DEATHS: 6 500

## RISK OF PREMATURE DEATH DUE TO NCDs (%)\*



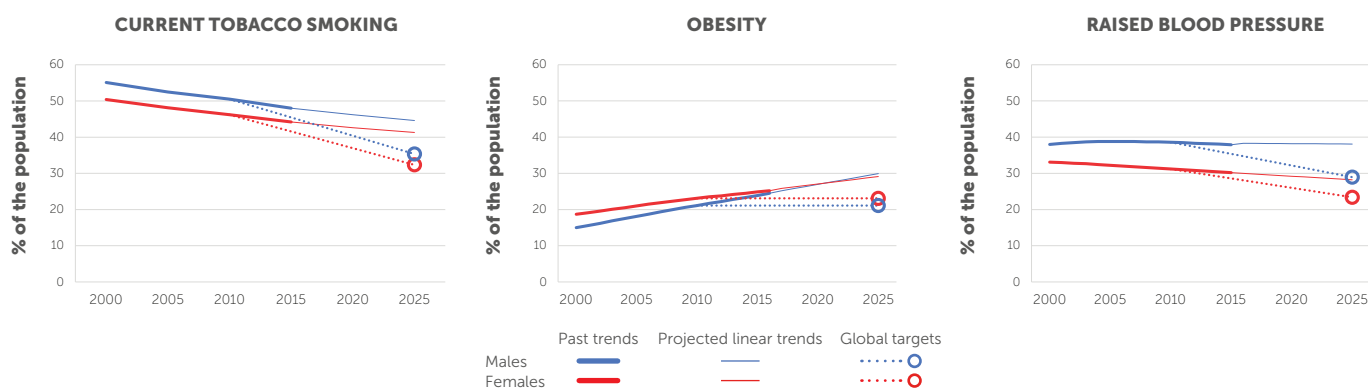
## PROPORTIONAL MORTALITY\*



54 100 LIVES CAN BE SAVED BY 2025 BY IMPLEMENTING ALL OF THE WHO "BEST BUYS"

MORTALITY*		NATIONAL TARGET SET		DATA YEAR	MALES	FEMALES	TOTAL
Premature mortality from NCDs	✓	Total NCD deaths	2016	3 100	3 100	6 200	
		Risk of premature death between 30-70 years (%)	2016	26	15	21	
Suicide mortality	-	Suicide mortality rate (per 100 000 population)	2016	-	-	10	
RISK FACTORS							
Harmful use of alcohol	✓	Total alcohol per capita consumption, adults aged 15+ (litres of pure alcohol)	2016	13	3	8	
Physical inactivity	✓	Physical inactivity, adults aged 18+ (%)	2016	...	...	...	
Salt/Sodium intake	✓	Mean population salt intake, adults aged 20+ (g/day)	2010	10	9	9	
Tobacco use	✓	Current tobacco smoking, adults aged 15+ (%)	2016	48	44	46	
Raised blood pressure	✓	Raised blood pressure, adults aged 18+ (%)	2015	38	30	34	
Diabetes	✓	Raised blood glucose, adults aged 18+ (%)	2014	9	9	9	
Obesity	✓	Obesity, adults aged 18+ (%)	2016	25	25	25	
		Obesity, adolescents aged 10-19 (%)	2016	8	4	6	
Ambient air pollution	-	Exceedance of WHO guidelines level for annual PM2.5 concentration (by a multiple of)	2016	-	-	2	
Household air pollution	-	Population with primary reliance on polluting fuels and technologies (%)	2016	-	-	31	

## SELECTED ADULT RISK FACTOR TRENDS



## NATIONAL SYSTEMS RESPONSE

Drug therapy to prevent heart attacks and strokes	✓	Proportion of population at high risk for CVD or with existing CVD (%)	-	...
	-	Proportion of high risk persons receiving any drug therapy and counselling to prevent heart attacks and strokes (%)	-	...
	-	Proportion of primary health care centres reported as offering CVD risk stratification	2017	Less than 25%
	-	Reported having CVD guidelines that are utilized in at least 50% of health facilities	2017	Yes
Essential NCD medicines and basic technologies to treat major NCDs	✓	Number of essential NCD medicines reported as "generally available"	2017	9 out of 10
	-	Number of essential NCD technologies reported as "generally available"	2017	6 out of 6

... = no data available

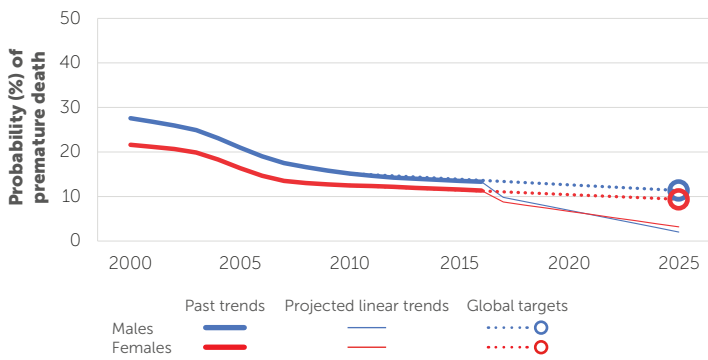
\* The mortality estimates for this country have a high degree of uncertainty because they are not based on any national NCD mortality data (see Explanatory Notes)

World Health Organization - Noncommunicable Diseases (NCD) Country Profiles, 2018.

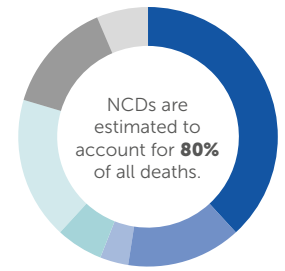
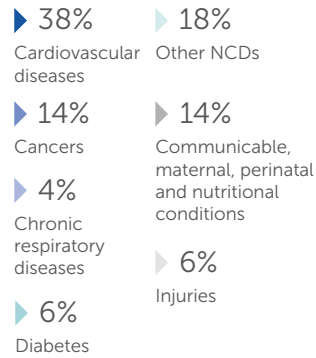
# MOROCCO

2016 TOTAL POPULATION: 35 277 000  
2016 TOTAL DEATHS: 182 000

## RISK OF PREMATURE DEATH DUE TO NCDs (%)\*



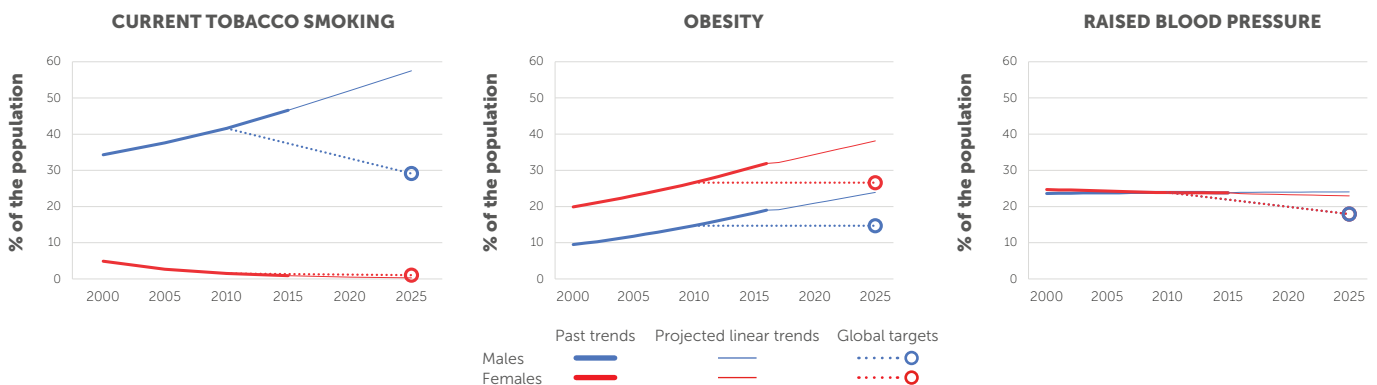
## PROPORTIONAL MORTALITY\*



**39 400 LIVES CAN BE SAVED BY 2025 BY IMPLEMENTING ALL OF THE WHO "BEST BUYS"**

MORTALITY*		NATIONAL TARGET SET		DATA YEAR	MALES	FEMALES	TOTAL
Premature mortality from NCDs	✓	Total NCD deaths	2016	69 600	75 200	144 900	
		Risk of premature death between 30-70 years (%)	2016	13	11	12	
Suicide mortality	-	Suicide mortality rate (per 100 000 population)	2016	-	-	3	
RISK FACTORS							
Harmful use of alcohol	✓	Total alcohol per capita consumption, adults aged 15+ (litres of pure alcohol)	2016	1	0	1	
Physical inactivity	✓	Physical inactivity, adults aged 18+ (%)	2016	20	31	25	
Salt/Sodium intake	✓	Mean population salt intake, adults aged 20+ (g/day)	2010	12	10	11	
Tobacco use	✓	Current tobacco smoking, adults aged 15+ (%)	2016	48	1	24	
Raised blood pressure	✓	Raised blood pressure, adults aged 18+ (%)	2015	24	24	24	
Diabetes	✓	Raised blood glucose, adults aged 18+ (%)	2014	13	12	12	
Obesity	X	Obesity, adults aged 18+ (%)	2016	19	32	26	
		Obesity, adolescents aged 10-19 (%)	2016	9	9	9	
Ambient air pollution	-	Exceedance of WHO guidelines level for annual PM2.5 concentration (by a multiple of)	2016	-	-	3	
Household air pollution	-	Population with primary reliance on polluting fuels and technologies (%)	2016	-	-	<5	

## SELECTED ADULT RISK FACTOR TRENDS



## NATIONAL SYSTEMS RESPONSE

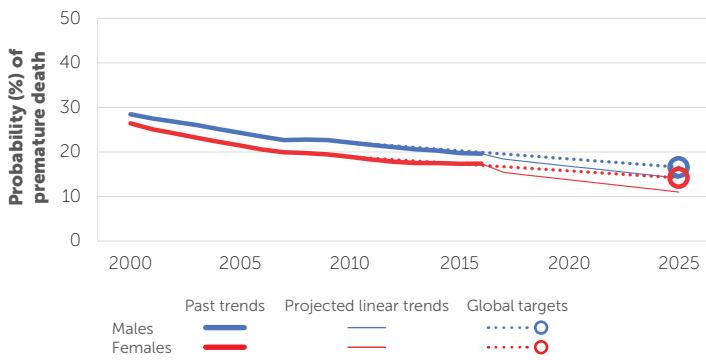
Drug therapy to prevent heart attacks and strokes	✓	Proportion of population at high risk for CVD or with existing CVD (%)	2017	5
		Proportion of high risk persons receiving any drug therapy and counselling to prevent heart attacks and strokes (%)	2017	43
		Proportion of primary health care centres reported as offering CVD risk stratification	2017	Less than 25%
		Reported having CVD guidelines that are utilized in at least 50% of health facilities	2017	Yes
Essential NCD medicines and basic technologies to treat major NCDs	✓	Number of essential NCD medicines reported as "generally available"	2017	9 out of 10
		Number of essential NCD technologies reported as "generally available"	2017	5 out of 6

\* The mortality estimates for this country have a high degree of uncertainty because they are not based on any national NCD mortality data (see Explanatory Notes)

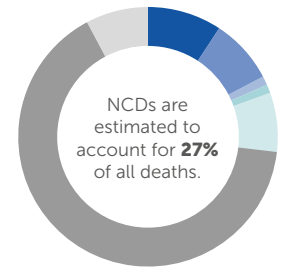
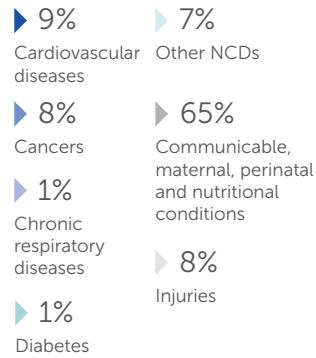
# MOZAMBIQUE

2016 TOTAL POPULATION: 28 829 000  
2016 TOTAL DEATHS: 257 000

## RISK OF PREMATURE DEATH DUE TO NCDs (%)\*



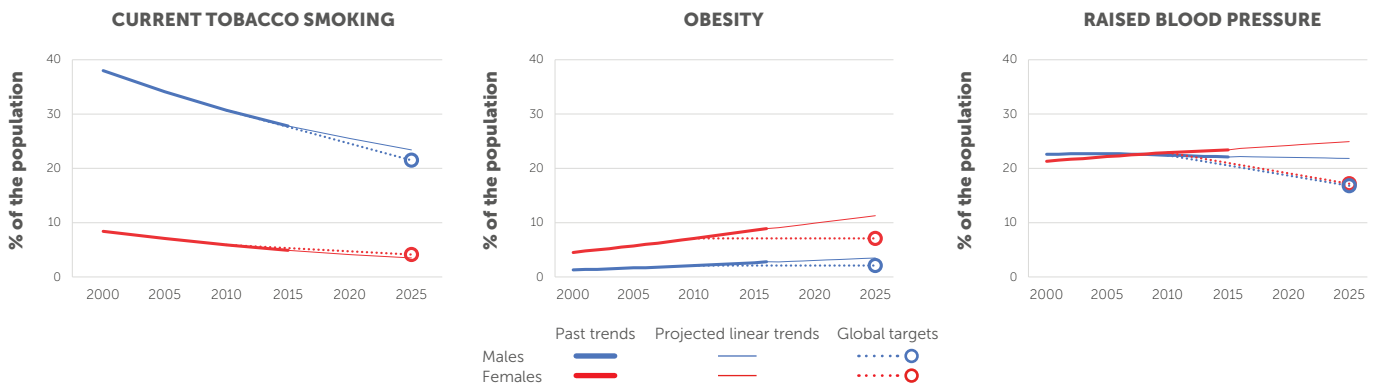
## PROPORTIONAL MORTALITY\*



18 000 LIVES CAN BE SAVED BY 2025 BY IMPLEMENTING ALL OF THE WHO "BEST BUYS"

MORTALITY*		NATIONAL TARGET SET		DATA YEAR	MALES	FEMALES	TOTAL
📊	Premature mortality from NCDs	✓	Total NCD deaths	2016	32 500	36 600	69 100
			Risk of premature death between 30-70 years (%)	2016	20	17	18
👤	Suicide mortality	-	Suicide mortality rate (per 100 000 population)	2016	-	-	5
RISK FACTORS							
🍷	Harmful use of alcohol	✓	Total alcohol per capita consumption, adults aged 15+ (litres of pure alcohol)	2016	4	1	2
🚶	Physical inactivity	✓	Physical inactivity, adults aged 18+ (%)	2016	4	6	5
🧂	Salt/Sodium intake	✓	Mean population salt intake, adults aged 20+ (g/day)	2010	6	5	6
🚬	Tobacco use	✓	Current tobacco smoking, adults aged 15+ (%)	2016	27	5	16
🩺	Raised blood pressure	✓	Raised blood pressure, adults aged 18+ (%)	2015	22	23	23
👤	Diabetes	✓	Raised blood glucose, adults aged 18+ (%)	2014	5	5	5
👤	Obesity	✓	Obesity, adults aged 18+ (%)	2016	3	9	6
			Obesity, adolescents aged 10-19 (%)	2016	1	2	2
🌫️	Ambient air pollution	-	Exceedance of WHO guidelines level for annual PM2.5 concentration (by a multiple of)	2016	-	-	2
🏠	Household air pollution	-	Population with primary reliance on polluting fuels and technologies (%)	2016	-	-	>95

## SELECTED ADULT RISK FACTOR TRENDS



## NATIONAL SYSTEMS RESPONSE

👤	Drug therapy to prevent heart attacks and strokes	✓	Proportion of population at high risk for CVD or with existing CVD (%)	-	...
			Proportion of high risk persons receiving any drug therapy and counselling to prevent heart attacks and strokes (%)	-	...
			Proportion of primary health care centres reported as offering CVD risk stratification	2017	Less than 25%
			Reported having CVD guidelines that are utilized in at least 50% of health facilities	2017	No
📦	Essential NCD medicines and basic technologies to treat major NCDs	✗	Number of essential NCD medicines reported as "generally available"	2017	7 out of 10
			Number of essential NCD technologies reported as "generally available"	2017	4 out of 6

... = no data available

\* The mortality estimates for this country have a high degree of uncertainty because they are not based on any national NCD mortality data (see Explanatory Notes)

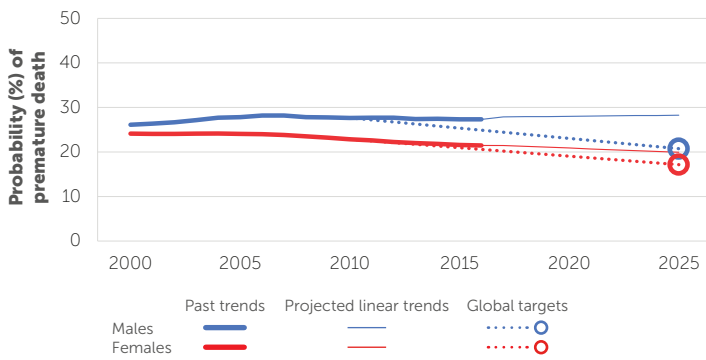
World Health Organization - Noncommunicable Diseases (NCD) Country Profiles, 2018.



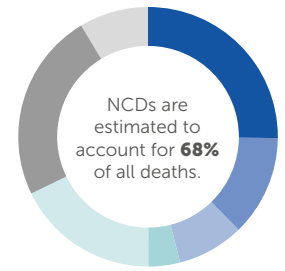
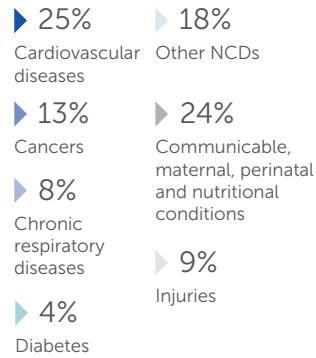
# MYANMAR

2016 TOTAL POPULATION: 52 885 000  
2016 TOTAL DEATHS: 430 000

## RISK OF PREMATURE DEATH DUE TO NCDs (%)\*



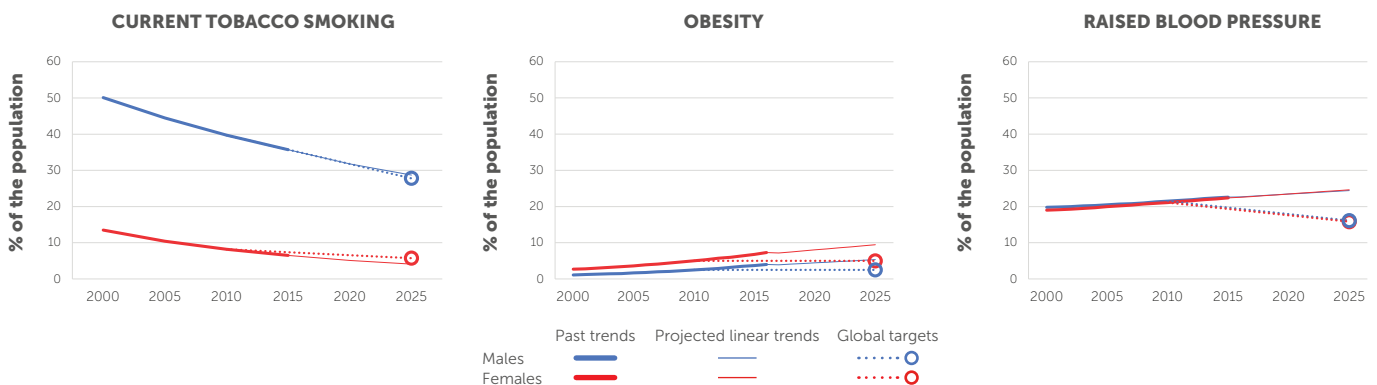
## PROPORTIONAL MORTALITY\*



40 500 LIVES CAN BE SAVED BY 2025 BY IMPLEMENTING ALL OF THE WHO "BEST BUYS"

MORTALITY*		NATIONAL TARGET SET		DATA YEAR	MALES	FEMALES	TOTAL
Premature mortality from NCDs	✓	Total NCD deaths	2016	145 000	146 600	291 600	
		Risk of premature death between 30-70 years (%)	2016	27	21	24	
Suicide mortality	-	Suicide mortality rate (per 100 000 population)	2016	-	-	8	
RISK FACTORS							
Harmful use of alcohol	✓	Total alcohol per capita consumption, adults aged 15+ (litres of pure alcohol)	2016	8	1	5	
Physical inactivity	✓	Physical inactivity, adults aged 18+ (%)	2016	8	13	10	
Salt/Sodium intake	✓	Mean population salt intake, adults aged 20+ (g/day)	2010	12	11	11	
Tobacco use	✓	Current tobacco smoking, adults aged 15+ (%)	2016	35	6	20	
Raised blood pressure	✓	Raised blood pressure, adults aged 18+ (%)	2015	23	22	23	
Diabetes	✓	Raised blood glucose, adults aged 18+ (%)	2014	6	7	7	
Obesity	✓	Obesity, adults aged 18+ (%)	2016	4	7	6	
		Obesity, adolescents aged 10-19 (%)	2016	4	2	3	
Ambient air pollution	-	Exceedance of WHO guidelines level for annual PM2.5 concentration (by a multiple of)	2016	-	-	3	
Household air pollution	-	Population with primary reliance on polluting fuels and technologies (%)	2016	-	-	82	

## SELECTED ADULT RISK FACTOR TRENDS



## NATIONAL SYSTEMS RESPONSE

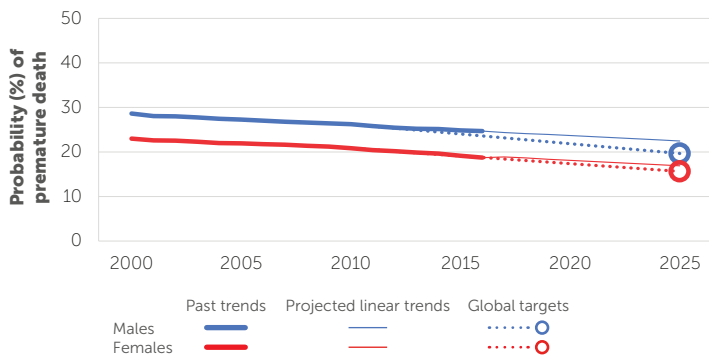
Drug therapy to prevent heart attacks and strokes	✓	Proportion of population at high risk for CVD or with existing CVD (%)	2014	12
		Proportion of high risk persons receiving any drug therapy and counselling to prevent heart attacks and strokes (%)	2014	32
		Proportion of primary health care centres reported as offering CVD risk stratification	2017	More than 50%
		Reported having CVD guidelines that are utilized in at least 50% of health facilities	2017	Yes
Essential NCD medicines and basic technologies to treat major NCDs	✓	Number of essential NCD medicines reported as "generally available"	2017	7 out of 10
		Number of essential NCD technologies reported as "generally available"	2017	4 out of 6

\* The mortality estimates for this country have a high degree of uncertainty because they are not based on any national NCD mortality data (see Explanatory Notes)

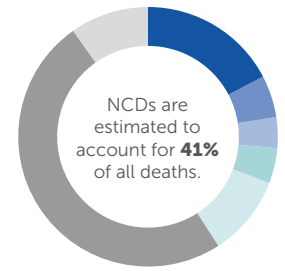
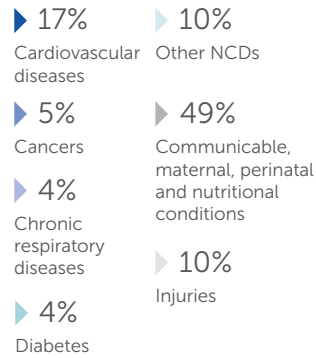
# NAMIBIA

2016 TOTAL POPULATION: 2 480 000  
2016 TOTAL DEATHS: 19 000

## RISK OF PREMATURE DEATH DUE TO NCDs (%)\*



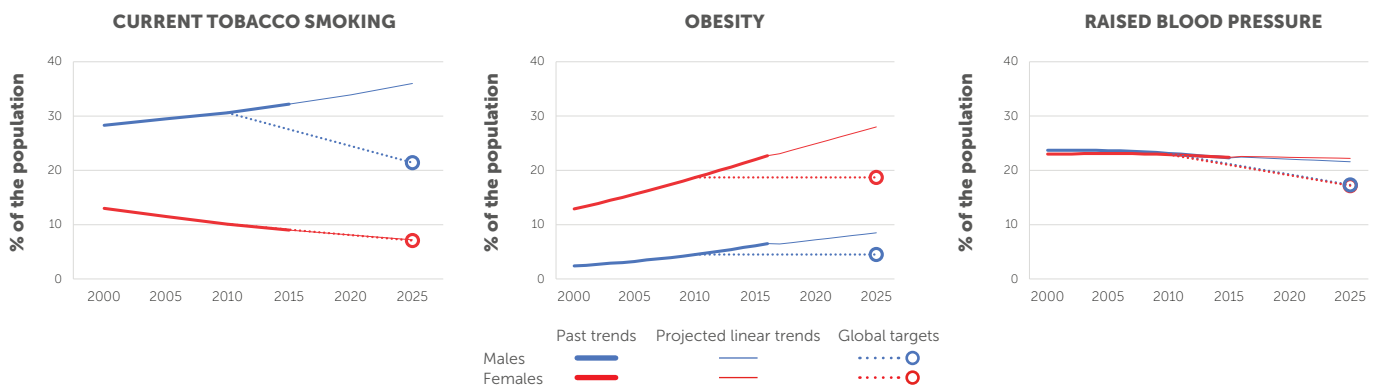
## PROPORTIONAL MORTALITY\*



**37 600 LIVES CAN BE SAVED BY 2025 BY IMPLEMENTING ALL OF THE WHO "BEST BUYS"**

MORTALITY*		NATIONAL TARGET SET		DATA YEAR	MALES	FEMALES	TOTAL
📊	Premature mortality from NCDs	✓	Total NCD deaths	2016	3 700	4 100	7 700
			Risk of premature death between 30-70 years (%)	2016	25	19	21
👤	Suicide mortality	-	Suicide mortality rate (per 100 000 population)	2016	-	-	9
RISK FACTORS							
🍷	Harmful use of alcohol	✓	Total alcohol per capita consumption, adults aged 15+ (litres of pure alcohol)	2016	17	3	10
🚶	Physical inactivity	✓	Physical inactivity, adults aged 18+ (%)	2016	27	36	31
🧂	Salt/Sodium intake	✓	Mean population salt intake, adults aged 20+ (g/day)	2010	7	6	7
🚬	Tobacco use	✓	Current tobacco smoking, adults aged 15+ (%)	2016	33	9	20
🩺	Raised blood pressure	✓	Raised blood pressure, adults aged 18+ (%)	2015	22	22	22
👤	Diabetes	✓	Raised blood glucose, adults aged 18+ (%)	2014	5	6	5
👤	Obesity	✓	Obesity, adults aged 18+ (%)	2016	7	23	15
			Obesity, adolescents aged 10-19 (%)	2016	2	6	4
🌫️	Ambient air pollution	-	Exceedance of WHO guidelines level for annual PM2.5 concentration (by a multiple of)	2016	-	-	2
🏠	Household air pollution	-	Population with primary reliance on polluting fuels and technologies (%)	2016	-	-	58

## SELECTED ADULT RISK FACTOR TRENDS




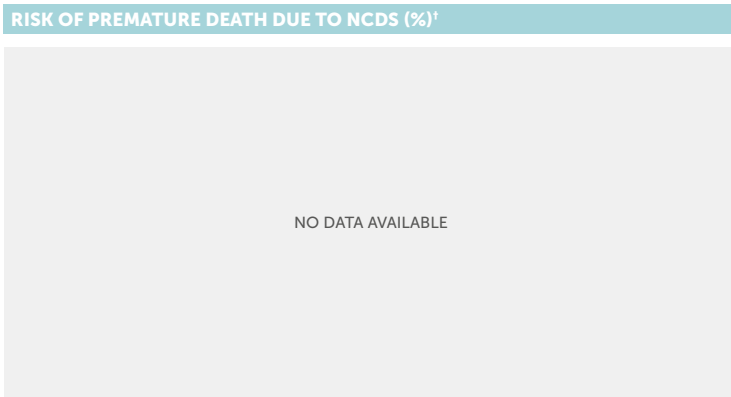
## NATIONAL SYSTEMS RESPONSE












👤	Drug therapy to prevent heart attacks and strokes	✓	Proportion of population at high risk for CVD or with existing CVD (%)	-	...
			Proportion of high risk persons receiving any drug therapy and counselling to prevent heart attacks and strokes (%)	-	...
			Proportion of primary health care centres reported as offering CVD risk stratification	2017	None
			Reported having CVD guidelines that are utilized in at least 50% of health facilities	2017	Yes
📦	Essential NCD medicines and basic technologies to treat major NCDs	✓	Number of essential NCD medicines reported as "generally available"	2017	9 out of 10
			Number of essential NCD technologies reported as "generally available"	2017	4 out of 6

... = no data available

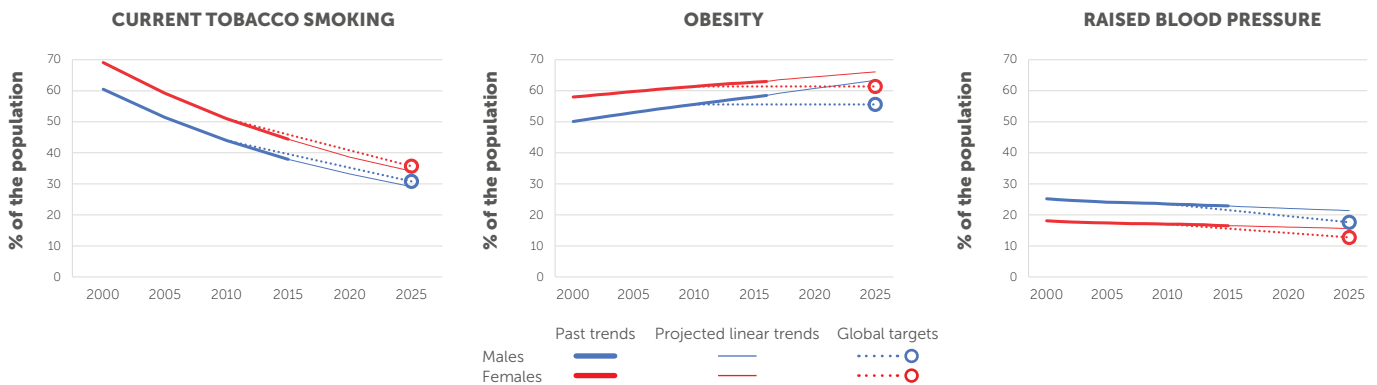
\* The mortality estimates for this country have a high degree of uncertainty because they are not based on any national NCD mortality data (see Explanatory Notes)



World Health Organization - Noncommunicable Diseases (NCD) Country Profiles, 2018.



		NATIONAL TARGET SET		DATA YEAR	MALES	FEMALES	TOTAL
<b>MORTALITY†</b>							
	<b>Premature mortality from NCDs</b>	✓	Total NCD deaths	2016	...	...	...
			Risk of premature death between 30-70 years (%)	2016	...	...	...
	<b>Suicide mortality</b>	-	Suicide mortality rate (per 100 000 population)	2016	-	-	...
<b>RISK FACTORS</b>							
	<b>Harmful use of alcohol</b>	✓	Total alcohol per capita consumption, adults aged 15+ (litres of pure alcohol)	2016	11	2	6
	<b>Physical inactivity</b>	✓	Physical inactivity, adults aged 18+ (%)	2016	39	52	46
	<b>Salt/Sodium intake</b>	✓	Mean population salt intake, adults aged 20+ (g/day)	2010	...	...	...
	<b>Tobacco use</b>	✓	Current tobacco smoking, adults aged 15+ (%)	2016	37	43	40
	<b>Raised blood pressure</b>	✓	Raised blood pressure, adults aged 18+ (%)	2015	23	17	20
	<b>Diabetes</b>	✓	Raised blood glucose, adults aged 18+ (%)	2014	30	28	29
	<b>Obesity</b>	✓	Obesity, adults aged 18+ (%)	2016	59	63	61
			Obesity, adolescents aged 10-19 (%)	2016	32	32	32
	<b>Ambient air pollution</b>	-	Exceedance of WHO guidelines level for annual PM2.5 concentration (by a multiple of)	2016	-	-	1
	<b>Household air pollution</b>	-	Population with primary reliance on polluting fuels and technologies (%)	2016	-	-	9

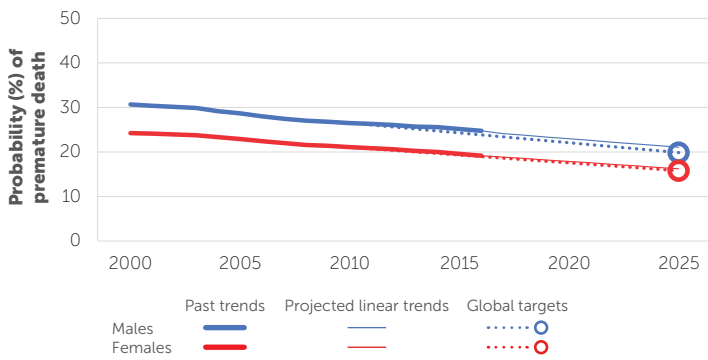
**SELECTED ADULT RISK FACTOR TRENDS**



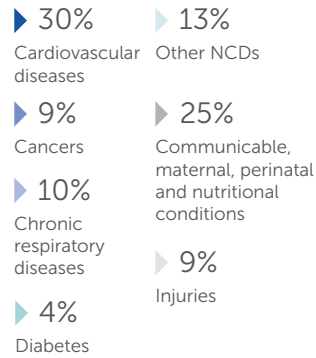
<b>NATIONAL SYSTEMS RESPONSE</b>							
	<b>Drug therapy to prevent heart attacks and strokes</b>	✓	Proportion of population at high risk for CVD or with existing CVD (%)	2015		25	
			Proportion of high risk persons receiving any drug therapy and counselling to prevent heart attacks and strokes (%)	2015		30	
			Proportion of primary health care centres reported as offering CVD risk stratification	2017		25% to 50%	
			Reported having CVD guidelines that are utilized in at least 50% of health facilities	2017		No	
	<b>Essential NCD medicines and basic technologies to treat major NCDs</b>	✓	Number of essential NCD medicines reported as "generally available"	2017		10 out of 10	
			Number of essential NCD technologies reported as "generally available"	2017		6 out of 6	

... = no data available  
† See Explanatory Notes

## RISK OF PREMATURE DEATH DUE TO NCDs (%)\*



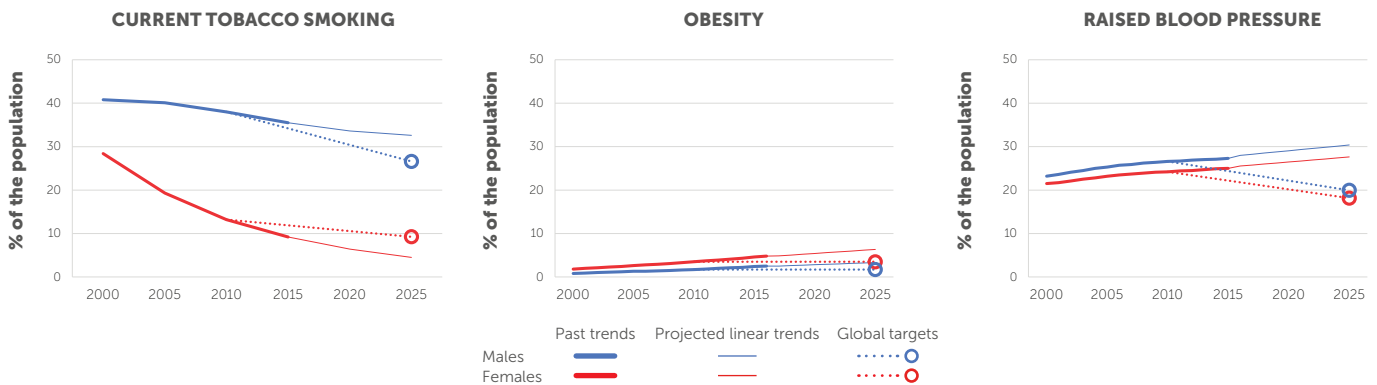
## PROPORTIONAL MORTALITY\*



24 300 LIVES CAN BE SAVED BY 2025 BY IMPLEMENTING ALL OF THE WHO "BEST BUYS"

MORTALITY*		NATIONAL TARGET SET		DATA YEAR	MALES	FEMALES	TOTAL
📄	<b>Premature mortality from NCDs</b>	✓	Total NCD deaths	2016	64 200	56 900	121 100
			Risk of premature death between 30-70 years (%)	2016	25	19	22
👤	<b>Suicide mortality</b>	-	Suicide mortality rate (per 100 000 population)	2016	-	-	9
RISK FACTORS							
🍷	<b>Harmful use of alcohol</b>	✓	Total alcohol per capita consumption, adults aged 15+ (litres of pure alcohol)	2016	4	1	2
🚶	<b>Physical inactivity</b>	✓	Physical inactivity, adults aged 18+ (%)	2016	11	14	13
🧂	<b>Salt/Sodium intake</b>	✓	Mean population salt intake, adults aged 20+ (g/day)	2010	10	9	10
🚬	<b>Tobacco use</b>	✓	Current tobacco smoking, adults aged 15+ (%)	2016	35	8	21
🩺	<b>Raised blood pressure</b>	✓	Raised blood pressure, adults aged 18+ (%)	2015	27	25	26
👤	<b>Diabetes</b>	✓	Raised blood glucose, adults aged 18+ (%)	2014	11	8	9
👤	<b>Obesity</b>	✓	Obesity, adults aged 18+ (%)	2016	3	5	4
			Obesity, adolescents aged 10-19 (%)	2016	1	1	1
🏠	<b>Ambient air pollution</b>	-	Exceedance of WHO guidelines level for annual PM2.5 concentration (by a multiple of)	2016	-	-	9
🏠	<b>Household air pollution</b>	-	Population with primary reliance on polluting fuels and technologies (%)	2016	-	-	72

## SELECTED ADULT RISK FACTOR TRENDS



## NATIONAL SYSTEMS RESPONSE

👤	<b>Drug therapy to prevent heart attacks and strokes</b>	✓	Proportion of population at high risk for CVD or with existing CVD (%)	-	...
			Proportion of high risk persons receiving any drug therapy and counselling to prevent heart attacks and strokes (%)	-	...
			Proportion of primary health care centres reported as offering CVD risk stratification	2017	Less than 25%
			Reported having CVD guidelines that are utilized in at least 50% of health facilities	2017	No
📄	<b>Essential NCD medicines and basic technologies to treat major NCDs</b>	✓	Number of essential NCD medicines reported as "generally available"	2017	7 out of 10
			Number of essential NCD technologies reported as "generally available"	2017	5 out of 6

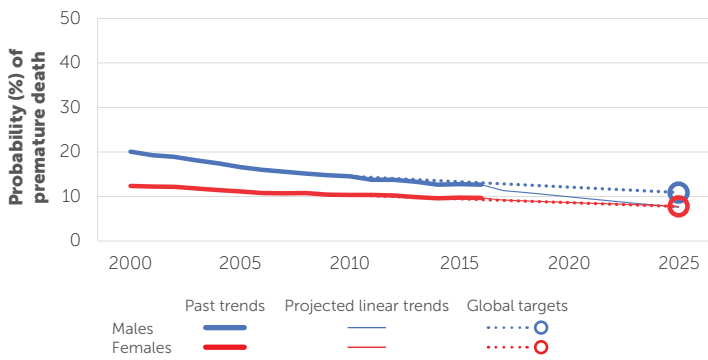
... = no data available

\* The mortality estimates for this country have a high degree of uncertainty because they are not based on any national NCD mortality data (see Explanatory Notes)

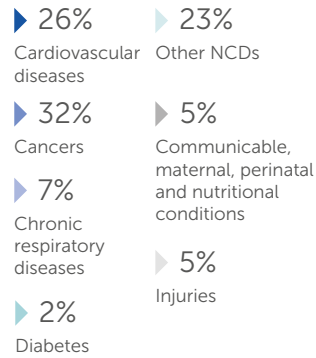
# NETHERLANDS

2016 TOTAL POPULATION: 16 987 000  
2016 TOTAL DEATHS: 149 000

## RISK OF PREMATURE DEATH DUE TO NCDs (%)



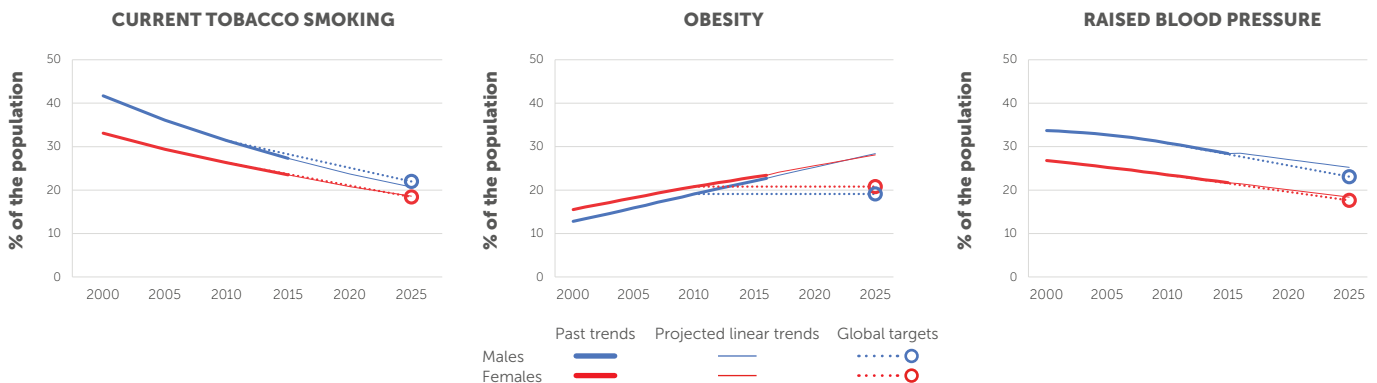
## PROPORTIONAL MORTALITY



5 700 LIVES CAN BE SAVED BY 2025 BY IMPLEMENTING ALL OF THE WHO "BEST BUYS"

MORTALITY		NATIONAL TARGET SET		DATA YEAR	MALES	FEMALES	TOTAL
	<b>Premature mortality from NCDs</b>	X	Total NCD deaths	2016	64 600	68 900	133 500
			Risk of premature death between 30-70 years (%)	2016	13	10	11
	<b>Suicide mortality</b>	-	Suicide mortality rate (per 100 000 population)	2016	-	-	13
RISK FACTORS							
	<b>Harmful use of alcohol</b>	X	Total alcohol per capita consumption, adults aged 15+ (litres of pure alcohol)	2016	14	4	9
	<b>Physical inactivity</b>	X	Physical inactivity, adults aged 18+ (%)	2016	27	31	29
	<b>Salt/Sodium intake</b>	X	Mean population salt intake, adults aged 20+ (g/day)	2010	9	8	8
	<b>Tobacco use</b>	X	Current tobacco smoking, adults aged 15+ (%)	2016	27	23	25
	<b>Raised blood pressure</b>	X	Raised blood pressure, adults aged 18+ (%)	2015	28	22	25
	<b>Diabetes</b>	X	Raised blood glucose, adults aged 18+ (%)	2014	7	5	6
	<b>Obesity</b>	X	Obesity, adults aged 18+ (%)	2016	23	23	23
			Obesity, adolescents aged 10-19 (%)	2016	7	5	6
	<b>Ambient air pollution</b>	-	Exceedance of WHO guidelines level for annual PM2.5 concentration (by a multiple of)	2016	-	-	1
	<b>Household air pollution</b>	-	Population with primary reliance on polluting fuels and technologies (%)	2016	-	-	<5

## SELECTED ADULT RISK FACTOR TRENDS



## NATIONAL SYSTEMS RESPONSE

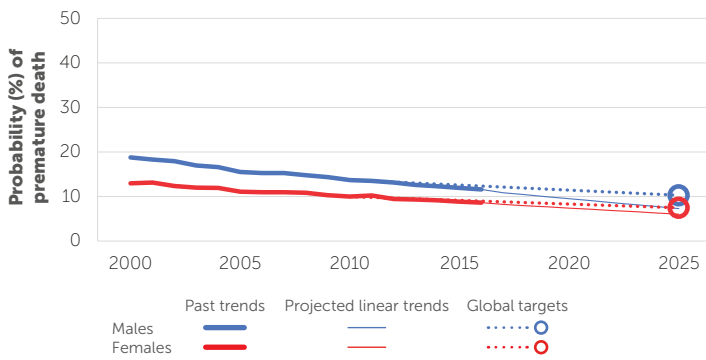
	<b>Drug therapy to prevent heart attacks and strokes</b>	X	Proportion of population at high risk for CVD or with existing CVD (%)	-	...
			Proportion of high risk persons receiving any drug therapy and counselling to prevent heart attacks and strokes (%)	-	...
			Proportion of primary health care centres reported as offering CVD risk stratification	2017	More than 50%
			Reported having CVD guidelines that are utilized in at least 50% of health facilities	2017	Yes
	<b>Essential NCD medicines and basic technologies to treat major NCDs</b>	X	Number of essential NCD medicines reported as "generally available"	2017	10 out of 10
			Number of essential NCD technologies reported as "generally available"	2017	6 out of 6

... = no data available

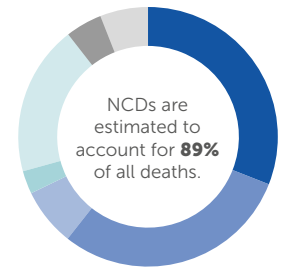
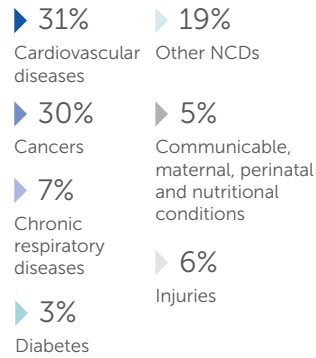
# NEW ZEALAND

2016 TOTAL POPULATION: 4 661 000  
2016 TOTAL DEATHS: 31 000

## RISK OF PREMATURE DEATH DUE TO NCDs (%)



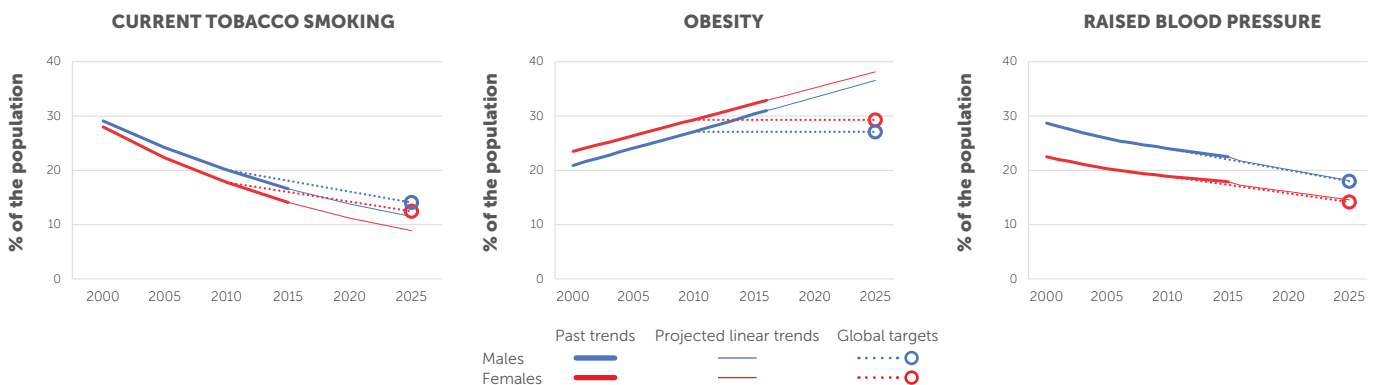
## PROPORTIONAL MORTALITY



## 4 000 LIVES CAN BE SAVED BY 2025 BY IMPLEMENTING ALL OF THE WHO "BEST BUYS"

MORTALITY		NATIONAL TARGET SET		DATA YEAR	MALES	FEMALES	TOTAL
	<b>Premature mortality from NCDs</b>	X	Total NCD deaths	2016	13 700	13 700	27 400
			Risk of premature death between 30-70 years (%)	2016	12	9	10
	<b>Suicide mortality</b>	-	Suicide mortality rate (per 100 000 population)	2016	-	-	12
RISK FACTORS							
	<b>Harmful use of alcohol</b>	X	Total alcohol per capita consumption, adults aged 15+ (litres of pure alcohol)	2016	17	5	11
	<b>Physical inactivity</b>	X	Physical inactivity, adults aged 18+ (%)	2016	41	48	45
	<b>Salt/Sodium intake</b>	X	Mean population salt intake, adults aged 20+ (g/day)	2010	9	8	9
	<b>Tobacco use</b>	X	Current tobacco smoking, adults aged 15+ (%)	2016	16	14	15
	<b>Raised blood pressure</b>	X	Raised blood pressure, adults aged 18+ (%)	2015	23	18	20
	<b>Diabetes</b>	X	Raised blood glucose, adults aged 18+ (%)	2014	10	8	9
	<b>Obesity</b>	X	Obesity, adults aged 18+ (%)	2016	31	33	32
			Obesity, adolescents aged 10-19 (%)	2016	16	14	15
	<b>Ambient air pollution</b>	-	Exceedance of WHO guidelines level for annual PM2.5 concentration (by a multiple of) <sup>a</sup>	2016	-	-	-
	<b>Household air pollution</b>	-	Population with primary reliance on polluting fuels and technologies (%)	2016	-	-	<5

## SELECTED ADULT RISK FACTOR TRENDS



## NATIONAL SYSTEMS RESPONSE

	<b>Drug therapy to prevent heart attacks and strokes</b>	X	Proportion of population at high risk for CVD or with existing CVD (%)	-	...
			Proportion of high risk persons receiving any drug therapy and counselling to prevent heart attacks and strokes (%)	-	...
			Proportion of primary health care centres reported as offering CVD risk stratification	2017	More than 50%
			Reported having CVD guidelines that are utilized in at least 50% of health facilities	2017	Yes
	<b>Essential NCD medicines and basic technologies to treat major NCDs</b>	X	Number of essential NCD medicines reported as "generally available"	2017	10 out of 10
			Number of essential NCD technologies reported as "generally available"	2017	6 out of 6

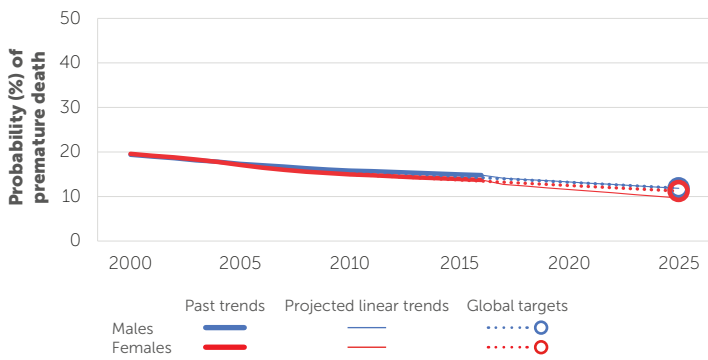
... = no data available  
° not exceeding

World Health Organization - Noncommunicable Diseases (NCD) Country Profiles, 2018.

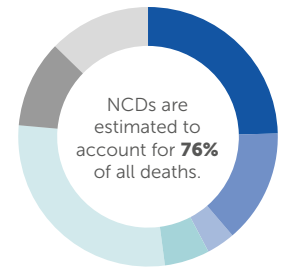
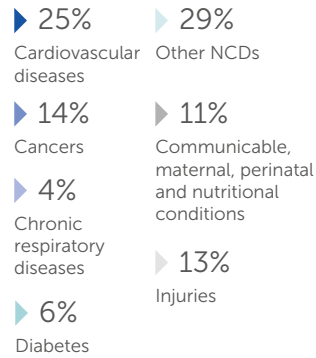
# NICARAGUA

2016 TOTAL POPULATION: 6 150 000  
2016 TOTAL DEATHS: 29 000

## RISK OF PREMATURE DEATH DUE TO NCDs (%)\*



## PROPORTIONAL MORTALITY\*



**3 600 LIVES CAN BE SAVED BY 2025 BY IMPLEMENTING ALL OF THE WHO "BEST BUYS"**

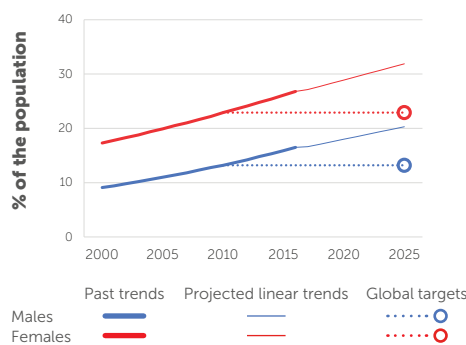
		NATIONAL TARGET SET		DATA YEAR	MALES	FEMALES	TOTAL
<b>MORTALITY*</b>							
	<b>Premature mortality from NCDs</b>	X	Total NCD deaths	2016	11 500	10 800	22 300
			Risk of premature death between 30-70 years (%)	2016	15	14	14
	<b>Suicide mortality</b>	-	Suicide mortality rate (per 100 000 population)	2016	-	-	12
<b>RISK FACTORS</b>							
	<b>Harmful use of alcohol</b>	X	Total alcohol per capita consumption, adults aged 15+ (litres of pure alcohol)	2016	9	2	5
	<b>Physical inactivity</b>	X	Physical inactivity, adults aged 18+ (%)	2016	...	...	...
	<b>Salt/Sodium intake</b>	X	Mean population salt intake, adults aged 20+ (g/day)	2010	9	8	8
	<b>Tobacco use</b>	X	Current tobacco smoking, adults aged 15+ (%)	2016	...	...	...
	<b>Raised blood pressure</b>	X	Raised blood pressure, adults aged 18+ (%)	2015	18	16	17
	<b>Diabetes</b>	X	Raised blood glucose, adults aged 18+ (%)	2014	7	9	8
	<b>Obesity</b>	X	Obesity, adults aged 18+ (%)	2016	17	27	22
			Obesity, adolescents aged 10-19 (%)	2016	9	10	9
	<b>Ambient air pollution</b>	-	Exceedance of WHO guidelines level for annual PM2.5 concentration (by a multiple of)	2016	-	-	2
	<b>Household air pollution</b>	-	Population with primary reliance on polluting fuels and technologies (%)	2016	-	-	48

## SELECTED ADULT RISK FACTOR TRENDS

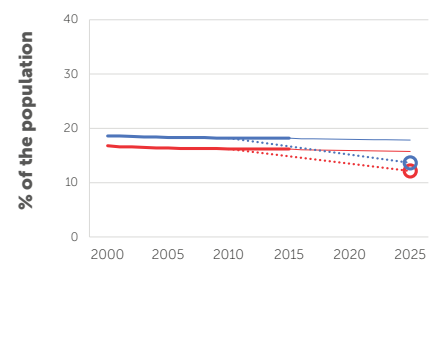
### CURRENT TOBACCO SMOKING

NO DATA AVAILABLE

### OBESITY



### RAISED BLOOD PRESSURE



## NATIONAL SYSTEMS RESPONSE

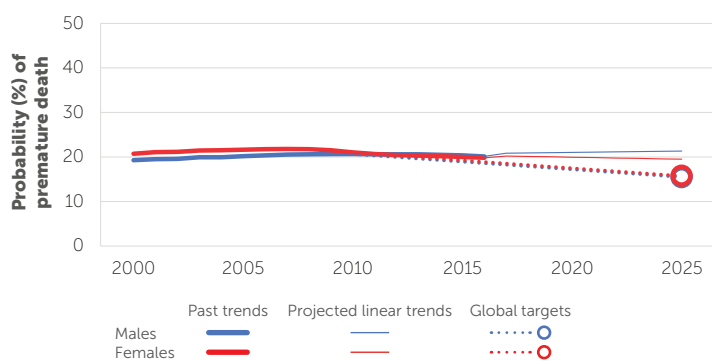
			Proportion of population at high risk for CVD or with existing CVD (%)	-	...
	<b>Drug therapy to prevent heart attacks and strokes</b>	X	Proportion of high risk persons receiving any drug therapy and counselling to prevent heart attacks and strokes (%)	-	...
			Proportion of primary health care centres reported as offering CVD risk stratification	2017	None
			Reported having CVD guidelines that are utilized in at least 50% of health facilities	2017	Yes
	<b>Essential NCD medicines and basic technologies to treat major NCDs</b>	X	Number of essential NCD medicines reported as "generally available"	2017	9 out of 10
			Number of essential NCD technologies reported as "generally available"	2017	5 out of 6

... = no data available

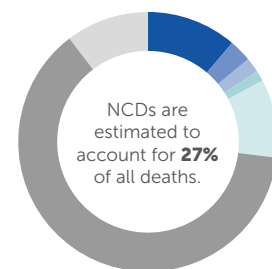
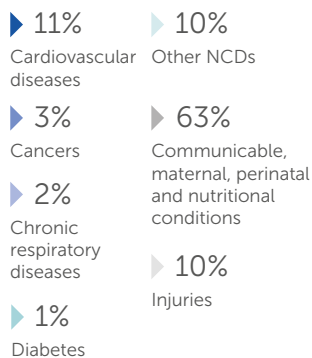
\* The mortality estimates for this country have a high degree of uncertainty because they are not based on any national NCD mortality data (see Explanatory Notes)

World Health Organization - Noncommunicable Diseases (NCD) Country Profiles, 2018.

## RISK OF PREMATURE DEATH DUE TO NCDs (%)\*



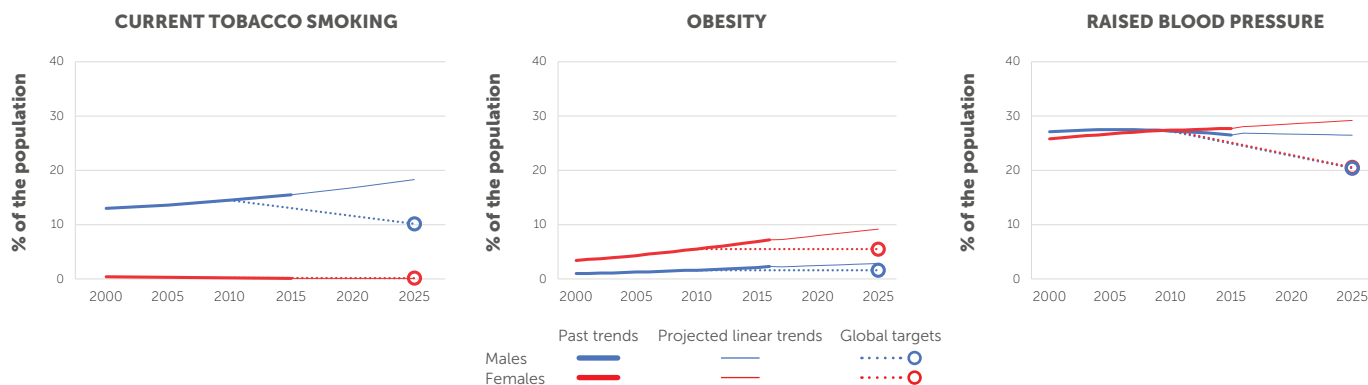
## PROPORTIONAL MORTALITY\*



**11 500 LIVES CAN BE SAVED BY 2025 BY IMPLEMENTING ALL OF THE WHO "BEST BUYS"**

MORTALITY*		NATIONAL TARGET SET		DATA YEAR	MALES	FEMALES	TOTAL
	<b>Premature mortality from NCDs</b>	X	Total NCD deaths	2016	26 900	26 900	53 800
			Risk of premature death between 30-70 years (%)	2016	20	20	20
	<b>Suicide mortality</b>	-	Suicide mortality rate (per 100 000 population)	2016	-	-	5
RISK FACTORS							
	<b>Harmful use of alcohol</b>	X	Total alcohol per capita consumption, adults aged 15+ (litres of pure alcohol)	2016	1	0	1
	<b>Physical inactivity</b>	X	Physical inactivity, adults aged 18+ (%)	2016	18	24	21
	<b>Salt/Sodium intake</b>	X	Mean population salt intake, adults aged 20+ (g/day)	2010	8	7	7
	<b>Tobacco use</b>	X	Current tobacco smoking, adults aged 15+ (%)	2016	16	0	8
	<b>Raised blood pressure</b>	X	Raised blood pressure, adults aged 18+ (%)	2015	27	28	27
	<b>Diabetes</b>	X	Raised blood glucose, adults aged 18+ (%)	2014	5	4	4
	<b>Obesity</b>	X	Obesity, adults aged 18+ (%)	2016	2	7	5
			Obesity, adolescents aged 10-19 (%)	2016	1	2	1
	<b>Ambient air pollution</b>	-	Exceedance of WHO guidelines level for annual PM2.5 concentration (by a multiple of)	2016	-	-	7
	<b>Household air pollution</b>	-	Population with primary reliance on polluting fuels and technologies (%)	2016	-	-	>95

## SELECTED ADULT RISK FACTOR TRENDS



## NATIONAL SYSTEMS RESPONSE

	<b>Drug therapy to prevent heart attacks and strokes</b>	X	Proportion of population at high risk for CVD or with existing CVD (%)	-	...
			Proportion of high risk persons receiving any drug therapy and counselling to prevent heart attacks and strokes (%)	-	...
			Proportion of primary health care centres reported as offering CVD risk stratification	2017	None
			Reported having CVD guidelines that are utilized in at least 50% of health facilities	2017	No
	<b>Essential NCD medicines and basic technologies to treat major NCDs</b>	X	Number of essential NCD medicines reported as "generally available"	2017	0 out of 10
			Number of essential NCD technologies reported as "generally available"	2017	3 out of 6

... = no data available

\* The mortality estimates for this country have a high degree of uncertainty because they are not based on any national NCD mortality data (see Explanatory Notes)

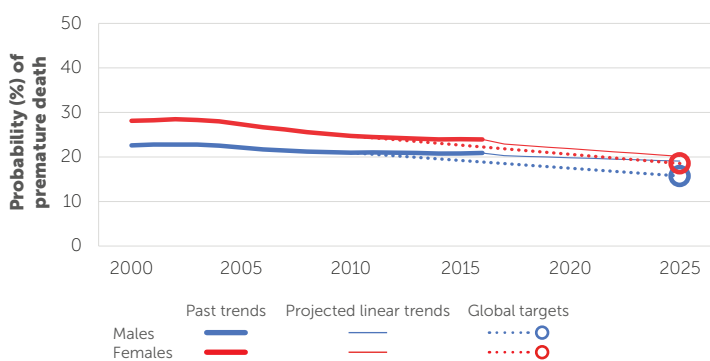
World Health Organization - Noncommunicable Diseases (NCD) Country Profiles, 2018.



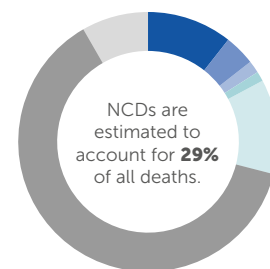
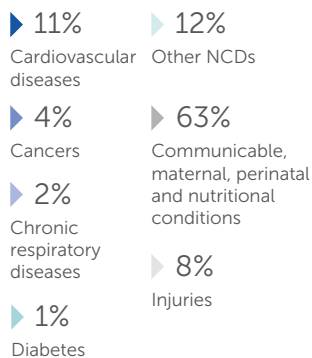
# NIGERIA

2016 TOTAL POPULATION: 186 000 000  
2016 TOTAL DEATHS: 2 128 000

## RISK OF PREMATURE DEATH DUE TO NCDs (%)\*



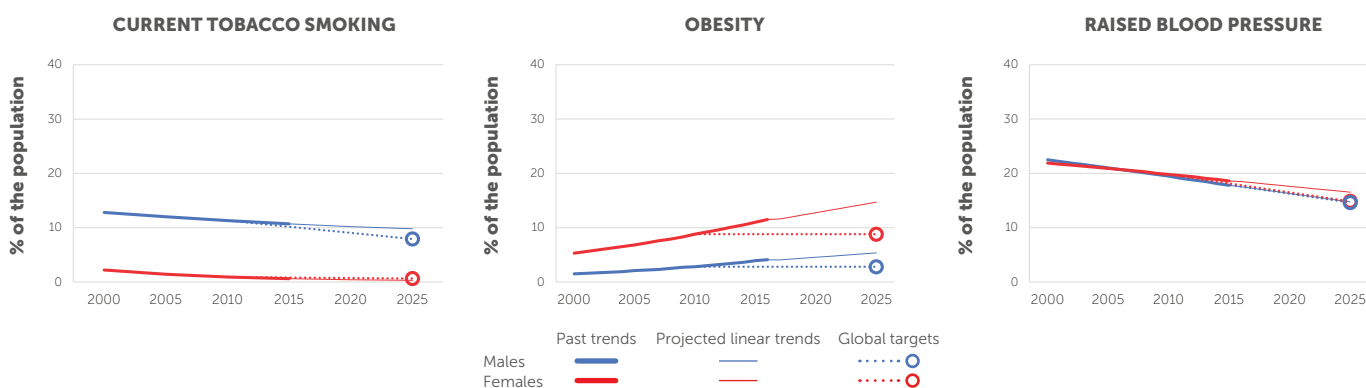
## PROPORTIONAL MORTALITY\*



**134 500 LIVES CAN BE SAVED BY 2025 BY IMPLEMENTING ALL OF THE WHO "BEST BUYS"**

MORTALITY*		NATIONAL TARGET SET		DATA YEAR	MALES	FEMALES	TOTAL
Premature mortality from NCDs	✓	Total NCD deaths	2016	293 700	323 600	617 300	
		Risk of premature death between 30-70 years (%)	2016	21	24	22	
Suicide mortality	-	Suicide mortality rate (per 100 000 population)	2016	-	-	10	
RISK FACTORS							
Harmful use of alcohol	✓	Total alcohol per capita consumption, adults aged 15+ (litres of pure alcohol)	2016	22	5	13	
Physical inactivity	✓	Physical inactivity, adults aged 18+ (%)	2016	22	27	25	
Salt/Sodium intake	✓	Mean population salt intake, adults aged 20+ (g/day)	2010	8	7	7	
Tobacco use	✓	Current tobacco smoking, adults aged 15+ (%)	2016	11	1	6	
Raised blood pressure	✓	Raised blood pressure, adults aged 18+ (%)	2015	18	19	18	
Diabetes	✓	Raised blood glucose, adults aged 18+ (%)	2014	4	4	4	
Obesity	✓	Obesity, adults aged 18+ (%)	2016	4	12	8	
		Obesity, adolescents aged 10-19 (%)	2016	1	2	2	
Ambient air pollution	-	Exceedance of WHO guidelines level for annual PM2.5 concentration (by a multiple of)	2016	-	-	5	
Household air pollution	-	Population with primary reliance on polluting fuels and technologies (%)	2016	-	-	>95	

## SELECTED ADULT RISK FACTOR TRENDS



## NATIONAL SYSTEMS RESPONSE

Drug therapy to prevent heart attacks and strokes	✓	Proportion of population at high risk for CVD or with existing CVD (%)	-	...
		Proportion of high risk persons receiving any drug therapy and counselling to prevent heart attacks and strokes (%)	-	...
		Proportion of primary health care centres reported as offering CVD risk stratification	2017	None
		Reported having CVD guidelines that are utilized in at least 50% of health facilities	2017	No
Essential NCD medicines and basic technologies to treat major NCDs	✓	Number of essential NCD medicines reported as "generally available"	2017	3 out of 10
		Number of essential NCD technologies reported as "generally available"	2017	2 out of 6

... = no data available

\* The mortality estimates for this country have a high degree of uncertainty because they are not based on any national NCD mortality data (see Explanatory Notes)












World Health Organization - Noncommunicable Diseases (NCD) Country Profiles, 2018.

## RISK OF PREMATURE DEATH DUE TO NCDs (%)†

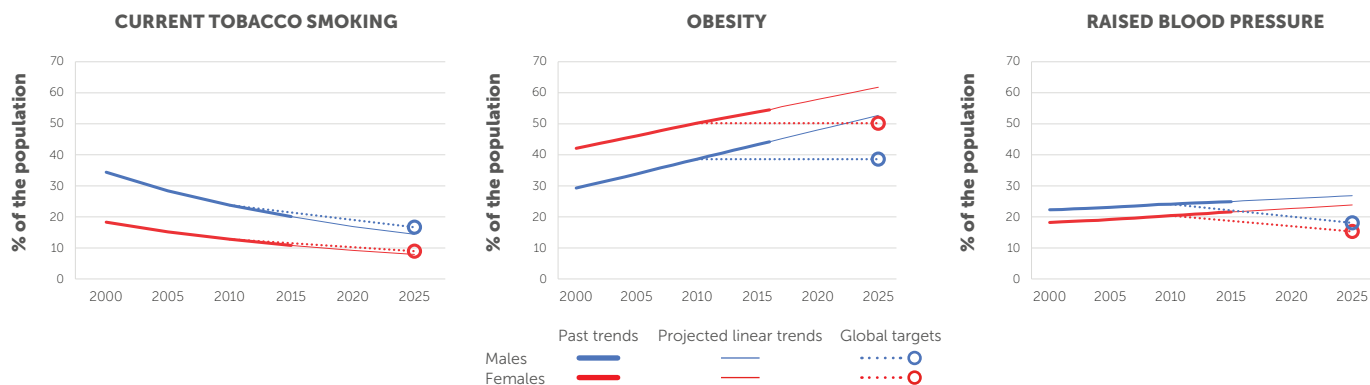
## PROPORTIONAL MORTALITY†

NO DATA AVAILABLE



NO DATA AVAILABLE

		NATIONAL TARGET SET		DATA YEAR	MALES	FEMALES	TOTAL
<b>MORTALITY†</b>							
	<b>Premature mortality from NCDs</b>	X	Total NCD deaths	2016	...	...	...
			Risk of premature death between 30-70 years (%)	2016	...	...	...
	<b>Suicide mortality</b>	-	Suicide mortality rate (per 100 000 population)	2016	-	-	...
<b>RISK FACTORS</b>							
	<b>Harmful use of alcohol</b>	X	Total alcohol per capita consumption, adults aged 15+ (litres of pure alcohol)	2016	12	2	7
	<b>Physical inactivity</b>	X	Physical inactivity, adults aged 18+ (%)	2016	9	7	8
	<b>Salt/Sodium intake</b>	X	Mean population salt intake, adults aged 20+ (g/day)	2010	...	...	...
	<b>Tobacco use</b>	X	Current tobacco smoking, adults aged 15+ (%)	2016	19	11	15
	<b>Raised blood pressure</b>	X	Raised blood pressure, adults aged 18+ (%)	2015	25	22	23
	<b>Diabetes</b>	X	Raised blood glucose, adults aged 18+ (%)	2014	26	27	26
	<b>Obesity</b>	X	Obesity, adults aged 18+ (%)	2016	44	55	49
			Obesity, adolescents aged 10-19 (%)	2016	29	26	28
	<b>Ambient air pollution</b>	-	Exceedance of WHO guidelines level for annual PM2.5 concentration (by a multiple of)	2016	-	-	1
	<b>Household air pollution</b>	-	Population with primary reliance on polluting fuels and technologies (%)	2016	-	-	7

## SELECTED ADULT RISK FACTOR TRENDS



## NATIONAL SYSTEMS RESPONSE

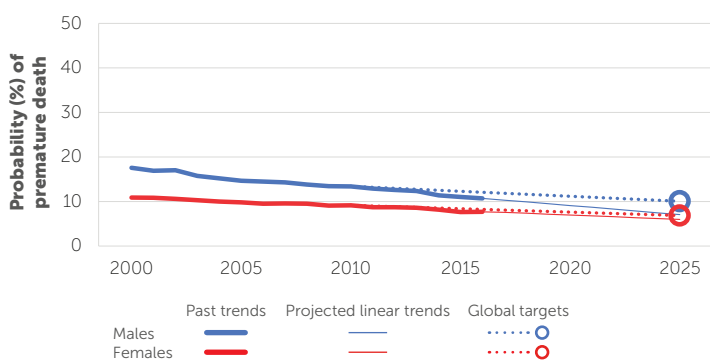
	<b>Drug therapy to prevent heart attacks and strokes</b>	X	Proportion of population at high risk for CVD or with existing CVD (%)	-	...
			Proportion of high risk persons receiving any drug therapy and counselling to prevent heart attacks and strokes (%)	-	...
			Proportion of primary health care centres reported as offering CVD risk stratification	2017	25% to 50%
			Reported having CVD guidelines that are utilized in at least 50% of health facilities	2017	Yes
	<b>Essential NCD medicines and basic technologies to treat major NCDs</b>	X	Number of essential NCD medicines reported as "generally available"	2017	10 out of 10
			Number of essential NCD technologies reported as "generally available"	2017	6 out of 6

... = no data available  
† See Explanatory Notes

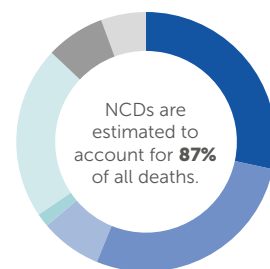
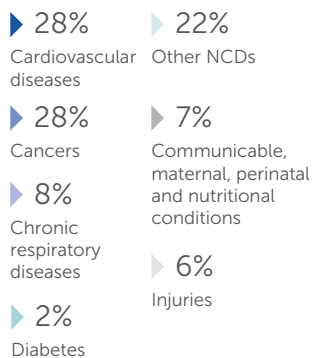
# NORWAY

2016 TOTAL POPULATION: 5 255 000  
2016 TOTAL DEATHS: 41 000

## RISK OF PREMATURE DEATH DUE TO NCDs (%)



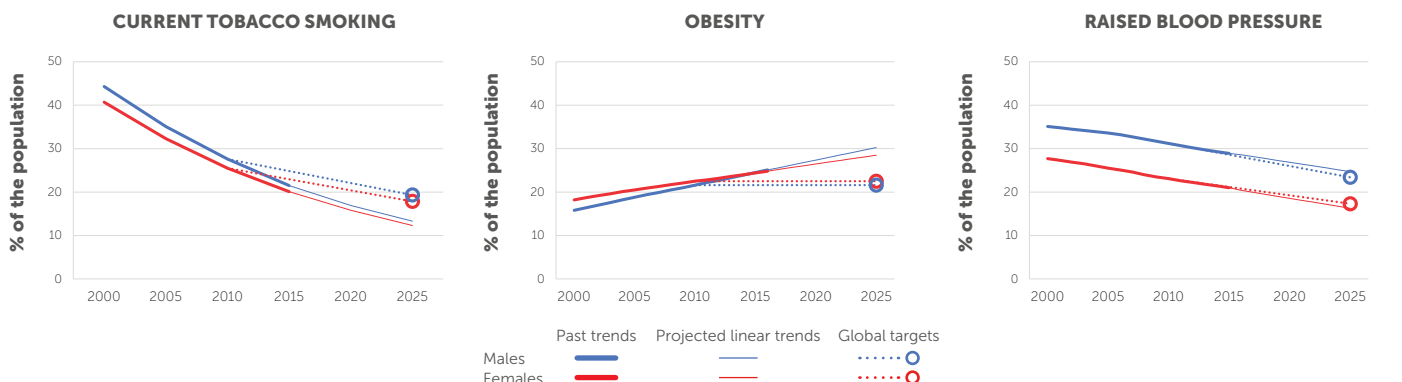
## PROPORTIONAL MORTALITY



**4 000 LIVES CAN BE SAVED BY 2025 BY IMPLEMENTING ALL OF THE WHO "BEST BUYS"**

MORTALITY		NATIONAL TARGET SET	DATA YEAR	MALES	FEMALES	TOTAL
Premature mortality from NCDs	✓	Total NCD deaths	2016	17 300	18 300	35 600
		Risk of premature death between 30-70 years (%)	2016	11	8	9
Suicide mortality	-	Suicide mortality rate (per 100 000 population)	2016	-	-	12
RISK FACTORS						
Harmful use of alcohol	✓	Total alcohol per capita consumption, adults aged 15+ (litres of pure alcohol)	2016	12	3	7
Physical inactivity	✓	Physical inactivity, adults aged 18+ (%)	2016	31	36	34
Salt/Sodium intake	✓	Mean population salt intake, adults aged 20+ (g/day)	2010	10	9	10
Tobacco use	✓	Current tobacco smoking, adults aged 15+ (%)	2016	21	19	20
Raised blood pressure	✓	Raised blood pressure, adults aged 18+ (%)	2015	29	21	25
Diabetes	✓	Raised blood glucose, adults aged 18+ (%)	2014	8	6	7
Obesity	✓	Obesity, adults aged 18+ (%)	2016	25	25	25
		Obesity, adolescents aged 10-19 (%)	2016	9	7	8
Ambient air pollution	-	Exceedance of WHO guidelines level for annual PM2.5 concentration (by a multiple of) <sup>a</sup>	2016	-	-	-
Household air pollution	-	Population with primary reliance on polluting fuels and technologies (%)	2016	-	-	<5

## SELECTED ADULT RISK FACTOR TRENDS

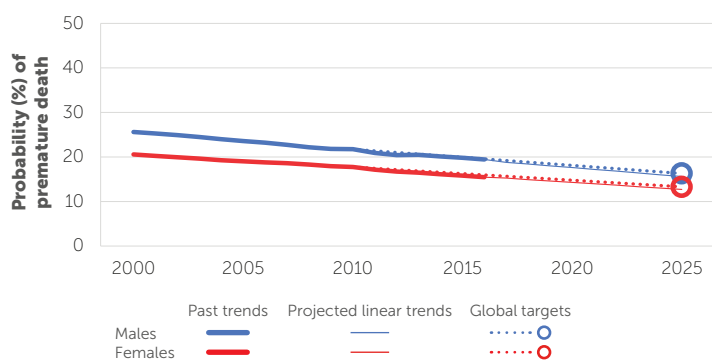


## NATIONAL SYSTEMS RESPONSE

Drug therapy to prevent heart attacks and strokes	X	Proportion of population at high risk for CVD or with existing CVD (%)	-	...
		Proportion of high risk persons receiving any drug therapy and counselling to prevent heart attacks and strokes (%)	-	...
		Proportion of primary health care centres reported as offering CVD risk stratification	2017	More than 50%
		Reported having CVD guidelines that are utilized in at least 50% of health facilities	2017	Yes
Essential NCD medicines and basic technologies to treat major NCDs	X	Number of essential NCD medicines reported as "generally available"	2017	10 out of 10
		Number of essential NCD technologies reported as "generally available"	2017	6 out of 6

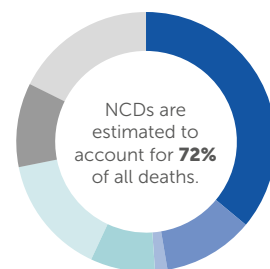
... = no data available  
° not exceeding

## RISK OF PREMATURE DEATH DUE TO NCDs (%)\*



## PROPORTIONAL MORTALITY\*

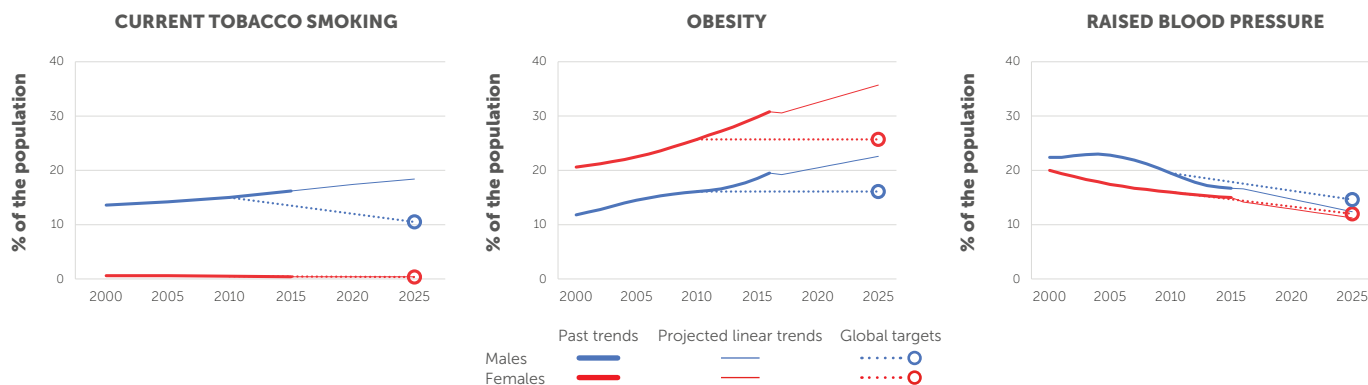
- ▶ 36% Cardiovascular diseases
- ▶ 11% Cancers
- ▶ 2% Chronic respiratory diseases
- ▶ 8% Diabetes
- ▶ 15% Other NCDs
- ▶ 10% Communicable, maternal, perinatal and nutritional conditions
- ▶ 18% Injuries



## 5 600 LIVES CAN BE SAVED BY 2025 BY IMPLEMENTING ALL OF THE WHO "BEST BUYS"

MORTALITY*		NATIONAL TARGET SET		DATA YEAR	MALES	FEMALES	TOTAL
📊	<b>Premature mortality from NCDs</b>	✓	Total NCD deaths	2016	5 000	3 000	8 100
			Risk of premature death between 30-70 years (%)	2016	19	15	18
👤	<b>Suicide mortality</b>	-	Suicide mortality rate (per 100 000 population)	2016	-	-	4
RISK FACTORS							
🍷	<b>Harmful use of alcohol</b>	✗	Total alcohol per capita consumption, adults aged 15+ (litres of pure alcohol)	2016	1	0	1
🚶	<b>Physical inactivity</b>	✓	Physical inactivity, adults aged 18+ (%)	2016	27	38	31
🧂	<b>Salt/Sodium intake</b>	✓	Mean population salt intake, adults aged 20+ (g/day)	2010	10	9	10
🚬	<b>Tobacco use</b>	✓	Current tobacco smoking, adults aged 15+ (%)	2016	16	0	12
🩺	<b>Raised blood pressure</b>	✓	Raised blood pressure, adults aged 18+ (%)	2015	17	15	16
👤	<b>Diabetes</b>	✓	Raised blood glucose, adults aged 18+ (%)	2014	7	8	8
👤	<b>Obesity</b>	✓	Obesity, adults aged 18+ (%)	2016	20	31	23
			Obesity, adolescents aged 10-19 (%)	2016	14	12	13
🏠	<b>Ambient air pollution</b>	-	Exceedance of WHO guidelines level for annual PM2.5 concentration (by a multiple of)	2016	-	-	4
🏠	<b>Household air pollution</b>	-	Population with primary reliance on polluting fuels and technologies (%)	2016	-	-	<5

## SELECTED ADULT RISK FACTOR TRENDS



## NATIONAL SYSTEMS RESPONSE

👤	<b>Drug therapy to prevent heart attacks and strokes</b>	✓	Proportion of population at high risk for CVD or with existing CVD (%)	-	...
			Proportion of high risk persons receiving any drug therapy and counselling to prevent heart attacks and strokes (%)	-	...
			Proportion of primary health care centres reported as offering CVD risk stratification	2017	More than 50%
			Reported having CVD guidelines that are utilized in at least 50% of health facilities	2017	Yes
📦	<b>Essential NCD medicines and basic technologies to treat major NCDs</b>	✓	Number of essential NCD medicines reported as "generally available"	2017	10 out of 10
			Number of essential NCD technologies reported as "generally available"	2017	6 out of 6

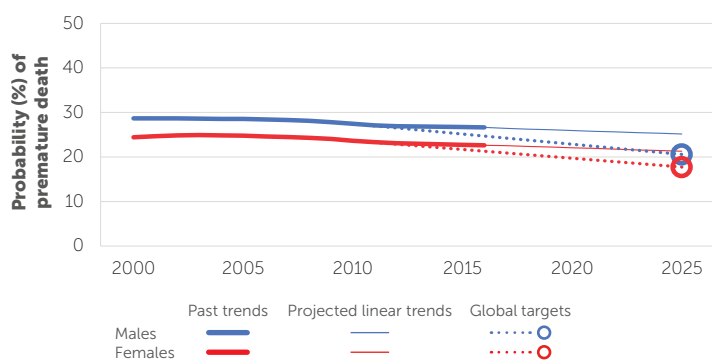
... = no data available

\* The mortality estimates for this country have a high degree of uncertainty because they are not based on any national NCD mortality data (see Explanatory Notes)

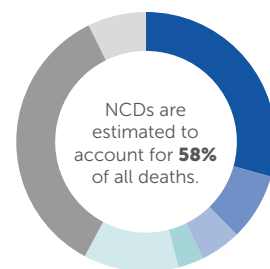
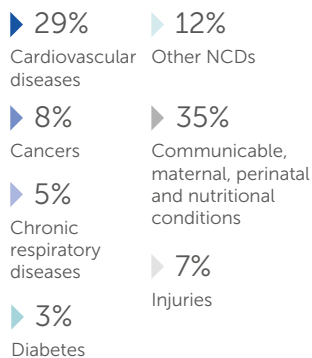
# PAKISTAN

2016 TOTAL POPULATION: 193 200 000  
2016 TOTAL DEATHS: 1 403 000

## RISK OF PREMATURE DEATH DUE TO NCDs (%)\*



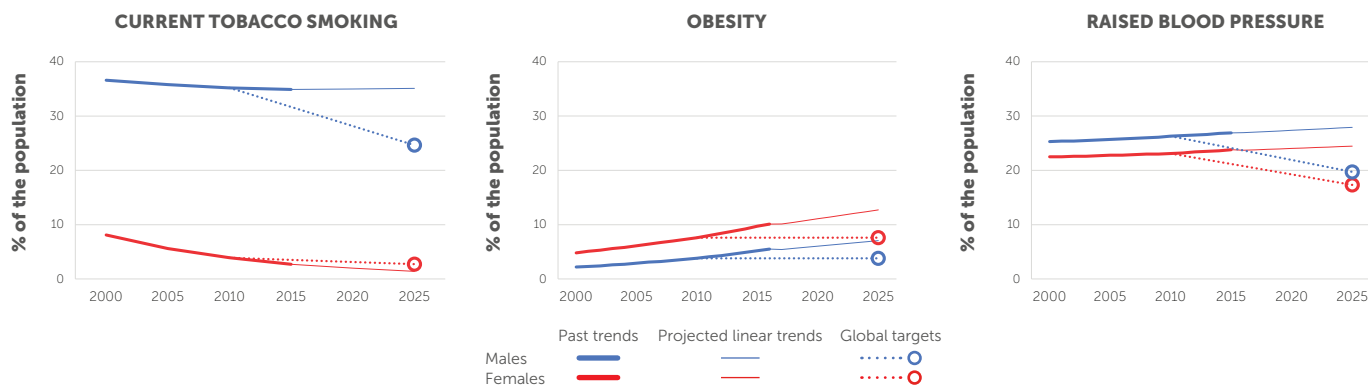
## PROPORTIONAL MORTALITY\*



**169 400 LIVES CAN BE SAVED BY 2025 BY IMPLEMENTING ALL OF THE WHO "BEST BUYS"**

MORTALITY*		NATIONAL TARGET SET		DATA YEAR	MALES	FEMALES	TOTAL
Premature mortality from NCDs	X	Total NCD deaths	2016	441 300	370 000	811 300	
		Risk of premature death between 30-70 years (%)	2016	27	23	25	
Suicide mortality	-	Suicide mortality rate (per 100 000 population)	2016	-	-	3	
RISK FACTORS							
Harmful use of alcohol	X	Total alcohol per capita consumption, adults aged 15+ (litres of pure alcohol)	2016	1	0	0	
Physical inactivity	X	Physical inactivity, adults aged 18+ (%)	2016	23	42	32	
Salt/Sodium intake	X	Mean population salt intake, adults aged 20+ (g/day)	2010	10	10	10	
Tobacco use	X	Current tobacco smoking, adults aged 15+ (%)	2016	35	3	19	
Raised blood pressure	X	Raised blood pressure, adults aged 18+ (%)	2015	27	24	25	
Diabetes	X	Raised blood glucose, adults aged 18+ (%)	2014	10	10	10	
Obesity	X	Obesity, adults aged 18+ (%)	2016	6	10	8	
		Obesity, adolescents aged 10-19 (%)	2016	3	2	3	
Ambient air pollution	-	Exceedance of WHO guidelines level for annual PM2.5 concentration (by a multiple of)	2016	-	-	6	
Household air pollution	-	Population with primary reliance on polluting fuels and technologies (%)	2016	-	-	57	

## SELECTED ADULT RISK FACTOR TRENDS




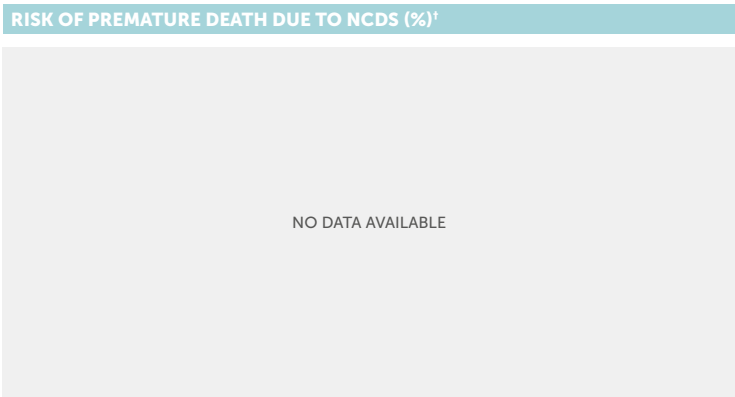
## NATIONAL SYSTEMS RESPONSE

Drug therapy to prevent heart attacks and strokes	X	Proportion of population at high risk for CVD or with existing CVD (%)	-	...
		Proportion of high risk persons receiving any drug therapy and counselling to prevent heart attacks and strokes (%)	-	...
		Proportion of primary health care centres reported as offering CVD risk stratification	2017	None
		Reported having CVD guidelines that are utilized in at least 50% of health facilities	2017	Yes
Essential NCD medicines and basic technologies to treat major NCDs	X	Number of essential NCD medicines reported as "generally available"	2017	4 out of 10
		Number of essential NCD technologies reported as "generally available"	2017	4 out of 6

... = no data available

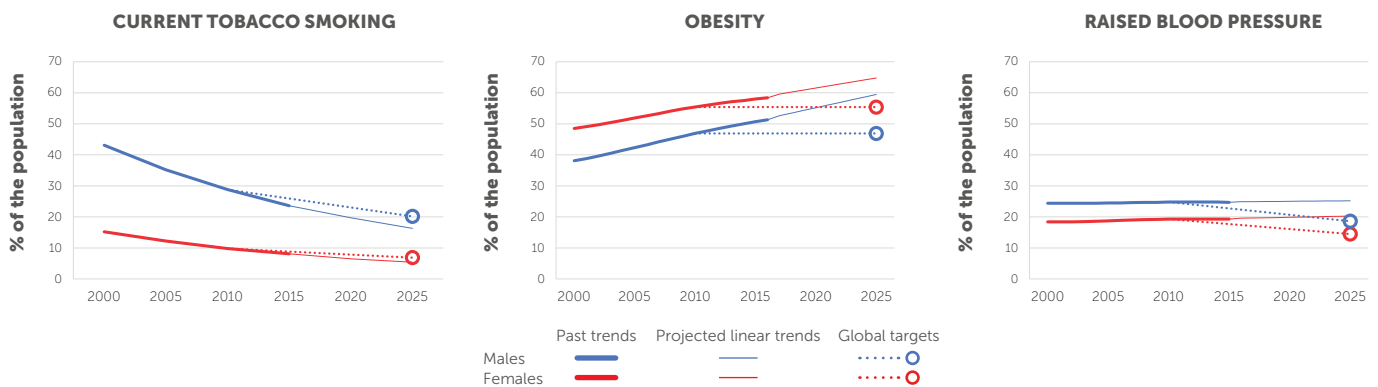
\* The mortality estimates for this country have a high degree of uncertainty because they are not based on any national NCD mortality data (see Explanatory Notes)

World Health Organization - Noncommunicable Diseases (NCD) Country Profiles, 2018.



		NATIONAL TARGET SET		DATA YEAR	MALES	FEMALES	TOTAL
<b>MORTALITY†</b>							
	<b>Premature mortality from NCDs</b>	X	Total NCD deaths	2016	...	...	...
			Risk of premature death between 30-70 years (%)	2016	...	...	...
	<b>Suicide mortality</b>	-	Suicide mortality rate (per 100 000 population)	2016	-	-	...
<b>RISK FACTORS</b>							
	<b>Harmful use of alcohol</b>	✓	Total alcohol per capita consumption, adults aged 15+ (litres of pure alcohol)	2016	...	...	...
	<b>Physical inactivity</b>	✓	Physical inactivity, adults aged 18+ (%)	2016	33	57	45
	<b>Salt/Sodium intake</b>	✓	Mean population salt intake, adults aged 20+ (g/day)	2010	...	...	...
	<b>Tobacco use</b>	✓	Current tobacco smoking, adults aged 15+ (%)	2016	23	8	16
	<b>Raised blood pressure</b>	✓	Raised blood pressure, adults aged 18+ (%)	2015	25	19	22
	<b>Diabetes</b>	✓	Raised blood glucose, adults aged 18+ (%)	2014	25	21	23
	<b>Obesity</b>	✓	Obesity, adults aged 18+ (%)	2016	51	58	55
			Obesity, adolescents aged 10-19 (%)	2016	30	29	29
	<b>Ambient air pollution</b>	-	Exceedance of WHO guidelines level for annual PM2.5 concentration (by a multiple of)	2016	-	-	1
	<b>Household air pollution</b>	-	Population with primary reliance on polluting fuels and technologies (%)	2016	-	-	13

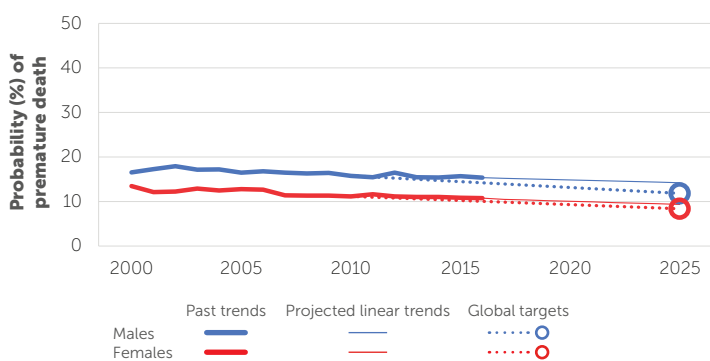
**SELECTED ADULT RISK FACTOR TRENDS**



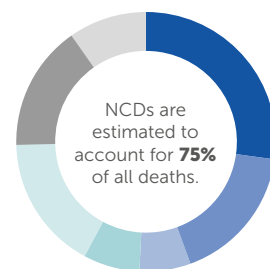
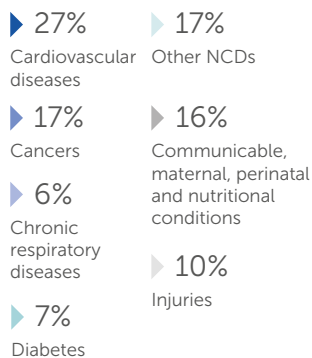
		NATIONAL TARGET SET		DATA YEAR	MALES	FEMALES	TOTAL
<b>NATIONAL SYSTEMS RESPONSE</b>							
	<b>Drug therapy to prevent heart attacks and strokes</b>	X	Proportion of population at high risk for CVD or with existing CVD (%)	-	...	...	...
			Proportion of high risk persons receiving any drug therapy and counselling to prevent heart attacks and strokes (%)	-	...	...	...
			Proportion of primary health care centres reported as offering CVD risk stratification	2017		More than 50%	
			Reported having CVD guidelines that are utilized in at least 50% of health facilities	2017		Yes	
	<b>Essential NCD medicines and basic technologies to treat major NCDs</b>	X	Number of essential NCD medicines reported as "generally available"	2017		10 out of 10	
			Number of essential NCD technologies reported as "generally available"	2017		6 out of 6	

... = no data available  
† See Explanatory Notes

## RISK OF PREMATURE DEATH DUE TO NCDs (%)



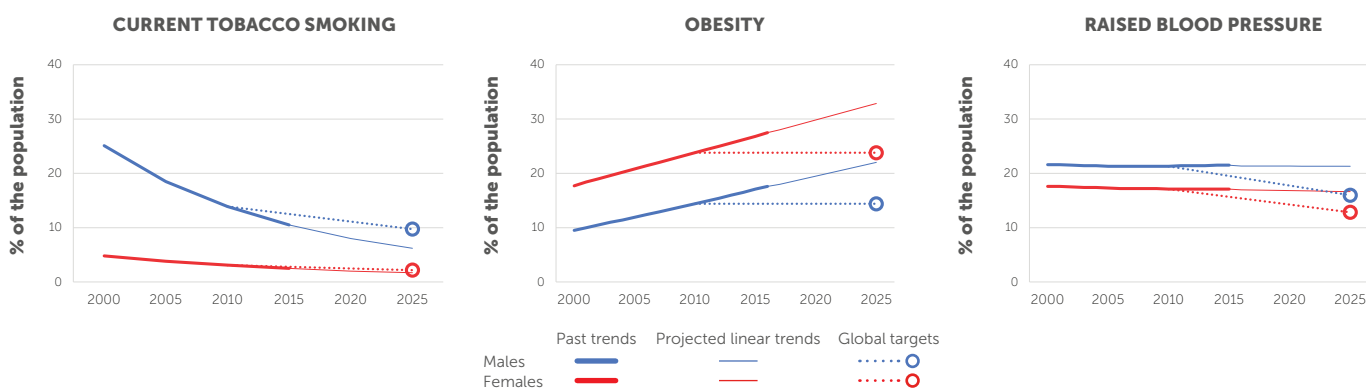
## PROPORTIONAL MORTALITY



## 5 100 LIVES CAN BE SAVED BY 2025 BY IMPLEMENTING ALL OF THE WHO "BEST BUYS"

MORTALITY		NATIONAL TARGET SET		DATA YEAR	MALES	FEMALES	TOTAL
Premature mortality from NCDs	X	Total NCD deaths	2016	8 300	6 900	15 200	
		Risk of premature death between 30-70 years (%)	2016	15	11	13	
Suicide mortality	-	Suicide mortality rate (per 100 000 population)	2016	-	-	4	
RISK FACTORS							
Harmful use of alcohol	X	Total alcohol per capita consumption, adults aged 15+ (litres of pure alcohol)	2016	13	3	8	
Physical inactivity	X	Physical inactivity, adults aged 18+ (%)	2016	...	...	...	
Salt/Sodium intake	X	Mean population salt intake, adults aged 20+ (g/day)	2010	9	8	9	
Tobacco use	X	Current tobacco smoking, adults aged 15+ (%)	2016	10	2	6	
Raised blood pressure	X	Raised blood pressure, adults aged 18+ (%)	2015	22	17	19	
Diabetes	X	Raised blood glucose, adults aged 18+ (%)	2014	8	10	9	
Obesity	X	Obesity, adults aged 18+ (%)	2016	18	28	23	
		Obesity, adolescents aged 10-19 (%)	2016	8	10	9	
Ambient air pollution	-	Exceedance of WHO guidelines level for annual PM2.5 concentration (by a multiple of)	2016	-	-	1	
Household air pollution	-	Population with primary reliance on polluting fuels and technologies (%)	2016	-	-	11	

## SELECTED ADULT RISK FACTOR TRENDS



## NATIONAL SYSTEMS RESPONSE

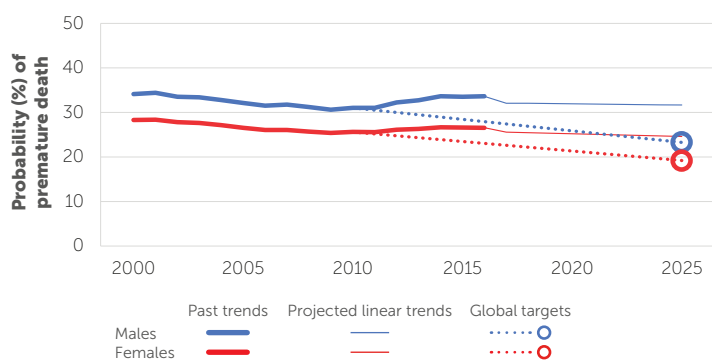
Drug therapy to prevent heart attacks and strokes	X	Proportion of population at high risk for CVD or with existing CVD (%)	-	...
		Proportion of high risk persons receiving any drug therapy and counselling to prevent heart attacks and strokes (%)	-	...
		Proportion of primary health care centres reported as offering CVD risk stratification	2017	None
		Reported having CVD guidelines that are utilized in at least 50% of health facilities	2017	No
Essential NCD medicines and basic technologies to treat major NCDs	X	Number of essential NCD medicines reported as "generally available"	2017	10 out of 10
		Number of essential NCD technologies reported as "generally available"	2017	6 out of 6

# PAPUA NEW GUINEA

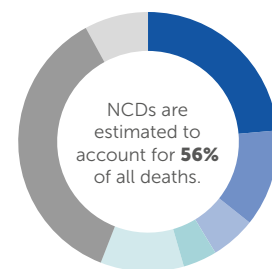
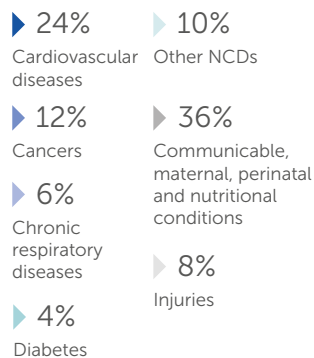
2016 TOTAL POPULATION: 8 085 000

2016 TOTAL DEATHS: 56 000

## RISK OF PREMATURE DEATH DUE TO NCDs (%)\*



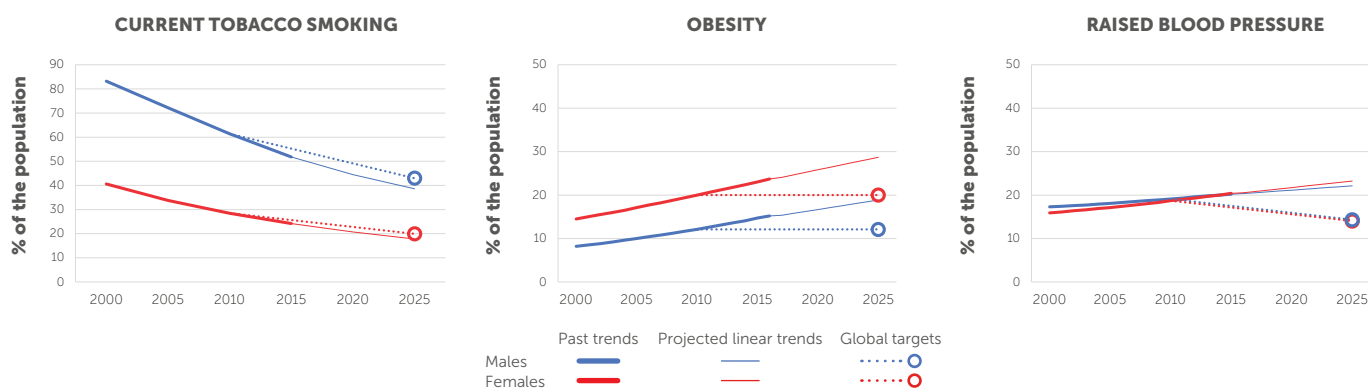
## PROPORTIONAL MORTALITY\*



**4 500 LIVES CAN BE SAVED BY 2025 BY IMPLEMENTING ALL OF THE WHO "BEST BUYS"**

MORTALITY*		NATIONAL TARGET SET		DATA YEAR	MALES	FEMALES	TOTAL
	<b>Premature mortality from NCDs</b>	X	Total NCD deaths	2016	16 400	15 000	31 400
			Risk of premature death between 30-70 years (%)	2016	34	27	30
	<b>Suicide mortality</b>	-	Suicide mortality rate (per 100 000 population)	2016	-	-	6
RISK FACTORS							
	<b>Harmful use of alcohol</b>	✓	Total alcohol per capita consumption, adults aged 15+ (litres of pure alcohol)	2016	2	0	1
	<b>Physical inactivity</b>	✓	Physical inactivity, adults aged 18+ (%)	2016	10	17	14
	<b>Salt/Sodium intake</b>	✓	Mean population salt intake, adults aged 20+ (g/day)	2010	7	6	6
	<b>Tobacco use</b>	✓	Current tobacco smoking, adults aged 15+ (%)	2016	50	24	37
	<b>Raised blood pressure</b>	✓	Raised blood pressure, adults aged 18+ (%)	2015	20	20	20
	<b>Diabetes</b>	✓	Raised blood glucose, adults aged 18+ (%)	2014	12	12	12
	<b>Obesity</b>	✓	Obesity, adults aged 18+ (%)	2016	15	24	19
			Obesity, adolescents aged 10-19 (%)	2016	8	9	9
	<b>Ambient air pollution</b>	-	Exceedance of WHO guidelines level for annual PM2.5 concentration (by a multiple of)	2016	-	-	1
	<b>Household air pollution</b>	-	Population with primary reliance on polluting fuels and technologies (%)	2016	-	-	87

## SELECTED ADULT RISK FACTOR TRENDS



## NATIONAL SYSTEMS RESPONSE

	<b>Drug therapy to prevent heart attacks and strokes</b>	X	Proportion of population at high risk for CVD or with existing CVD (%)	-	...
			Proportion of high risk persons receiving any drug therapy and counselling to prevent heart attacks and strokes (%)	-	...
			Proportion of primary health care centres reported as offering CVD risk stratification	2017	None
			Reported having CVD guidelines that are utilized in at least 50% of health facilities	2017	No
	<b>Essential NCD medicines and basic technologies to treat major NCDs</b>	✓	Number of essential NCD medicines reported as "generally available"	2017	2 out of 10
			Number of essential NCD technologies reported as "generally available"	2017	2 out of 6

... = no data available

\* The mortality estimates for this country have a high degree of uncertainty because they are not based on any national NCD mortality data (see Explanatory Notes)

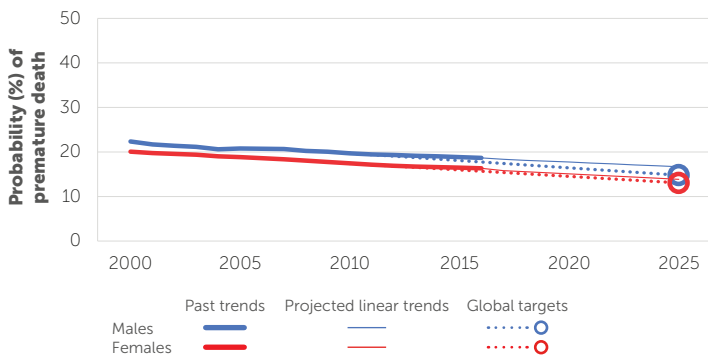
World Health Organization - Noncommunicable Diseases (NCD) Country Profiles, 2018.



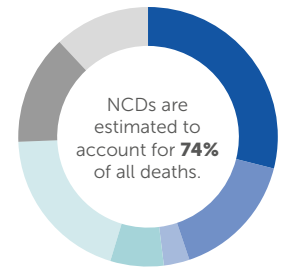
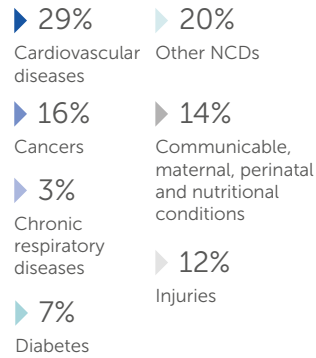
# PARAGUAY

2016 TOTAL POPULATION: 6 725 000  
2016 TOTAL DEATHS: 36 000

## RISK OF PREMATURE DEATH DUE TO NCDs (%)\*



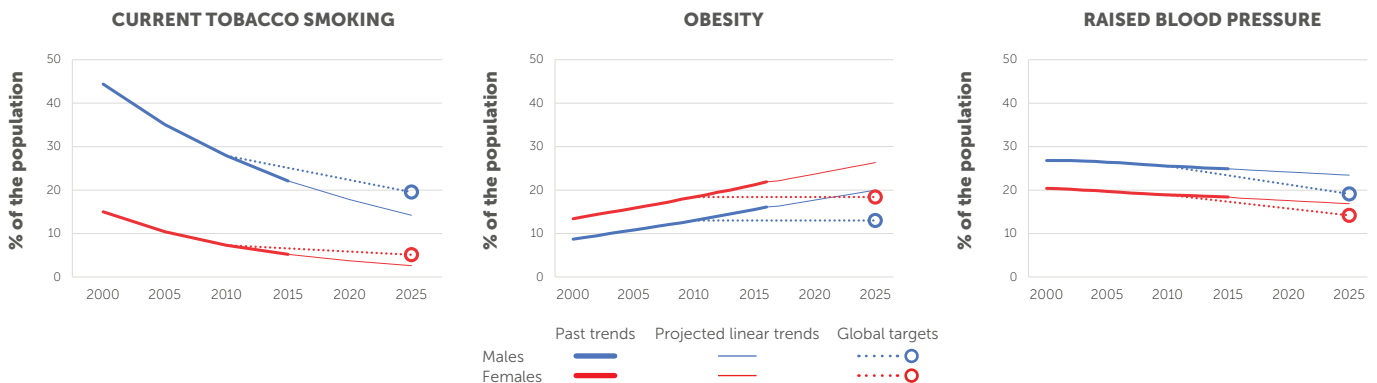
## PROPORTIONAL MORTALITY\*



**19 400 LIVES CAN BE SAVED BY 2025 BY IMPLEMENTING ALL OF THE WHO "BEST BUYS"**

MORTALITY*		NATIONAL TARGET SET		DATA YEAR	MALES	FEMALES	TOTAL
Premature mortality from NCDs	✓	Total NCD deaths	2016	14 000	13 100	27 000	
		Risk of premature death between 30-70 years (%)	2016	19	16	18	
Suicide mortality	-	Suicide mortality rate (per 100 000 population)	2016	-	-	9	
RISK FACTORS							
Harmful use of alcohol	✓	Total alcohol per capita consumption, adults aged 15+ (litres of pure alcohol)	2016	12	2	7	
Physical inactivity	✓	Physical inactivity, adults aged 18+ (%)	2016	37	36	36	
Salt/Sodium intake	✓	Mean population salt intake, adults aged 20+ (g/day)	2010	11	10	11	
Tobacco use	✓	Current tobacco smoking, adults aged 15+ (%)	2016	21	5	13	
Raised blood pressure	✓	Raised blood pressure, adults aged 18+ (%)	2015	25	18	22	
Diabetes	✓	Raised blood glucose, adults aged 18+ (%)	2014	7	7	7	
Obesity	✓	Obesity, adults aged 18+ (%)	2016	16	22	19	
		Obesity, adolescents aged 10-19 (%)	2016	10	8	9	
Ambient air pollution	-	Exceedance of WHO guidelines level for annual PM2.5 concentration (by a multiple of)	2016	-	-	1	
Household air pollution	-	Population with primary reliance on polluting fuels and technologies (%)	2016	-	-	34	

## SELECTED ADULT RISK FACTOR TRENDS



## NATIONAL SYSTEMS RESPONSE

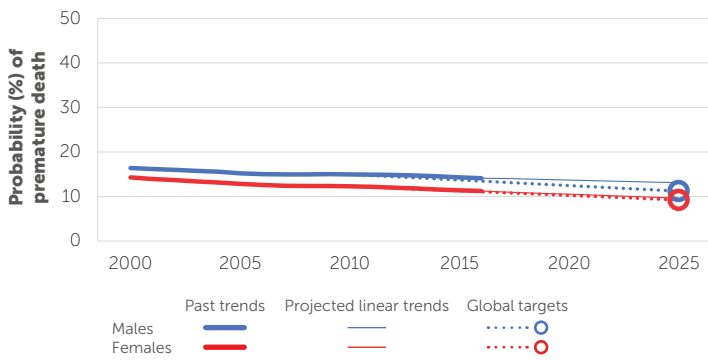
Drug therapy to prevent heart attacks and strokes	✓	Proportion of population at high risk for CVD or with existing CVD (%)	-	...
	-	Proportion of high risk persons receiving any drug therapy and counselling to prevent heart attacks and strokes (%)	-	...
	2017	Proportion of primary health care centres reported as offering CVD risk stratification	2017	Less than 25%
	2017	Reported having CVD guidelines that are utilized in at least 50% of health facilities	2017	Yes
Essential NCD medicines and basic technologies to treat major NCDs	✓	Number of essential NCD medicines reported as "generally available"	2017	8 out of 10
	2017	Number of essential NCD technologies reported as "generally available"	2017	3 out of 6

... = no data available

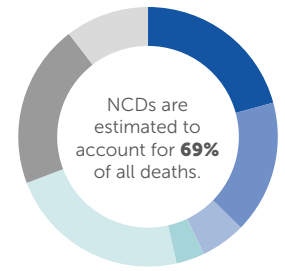
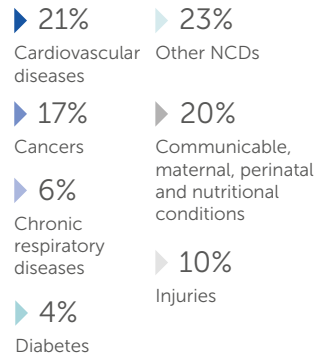
\* The mortality estimates for this country have a high degree of uncertainty because they are not based on any national NCD mortality data (see Explanatory Notes)

World Health Organization - Noncommunicable Diseases (NCD) Country Profiles, 2018.

## RISK OF PREMATURE DEATH DUE TO NCDs (%)\*



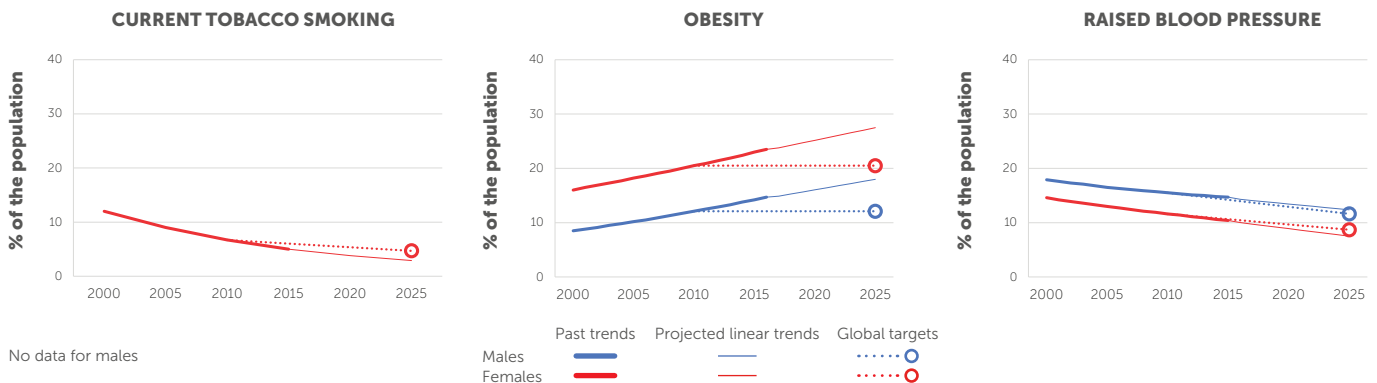
## PROPORTIONAL MORTALITY\*



**89 900 LIVES CAN BE SAVED BY 2025 BY IMPLEMENTING ALL OF THE WHO "BEST BUYS"**

		NATIONAL TARGET SET		DATA YEAR	MALES	FEMALES	TOTAL
<b>MORTALITY*</b>							
	<b>Premature mortality from NCDs</b>	X	Total NCD deaths	2016	61 500	57 900	119 400
			Risk of premature death between 30-70 years (%)	2016	14	11	13
	<b>Suicide mortality</b>	-	Suicide mortality rate (per 100 000 population)	2016	-	-	5
<b>RISK FACTORS</b>							
	<b>Harmful use of alcohol</b>	X	Total alcohol per capita consumption, adults aged 15+ (litres of pure alcohol)	2016	10	2	6
	<b>Physical inactivity</b>	X	Physical inactivity, adults aged 18+ (%)	2016	...	...	...
	<b>Salt/Sodium intake</b>	X	Mean population salt intake, adults aged 20+ (g/day)	2010	8	7	8
	<b>Tobacco use</b>	X	Current tobacco smoking, adults aged 15+ (%)	2016	...	5	...
	<b>Raised blood pressure</b>	X	Raised blood pressure, adults aged 18+ (%)	2015	15	10	13
	<b>Diabetes</b>	X	Raised blood glucose, adults aged 18+ (%)	2014	6	8	7
	<b>Obesity</b>	X	Obesity, adults aged 18+ (%)	2016	15	24	19
			Obesity, adolescents aged 10-19 (%)	2016	7	6	6
	<b>Ambient air pollution</b>	-	Exceedance of WHO guidelines level for annual PM2.5 concentration (by a multiple of)	2016	-	-	2
	<b>Household air pollution</b>	-	Population with primary reliance on polluting fuels and technologies (%)	2016	-	-	25

## SELECTED ADULT RISK FACTOR TRENDS



## NATIONAL SYSTEMS RESPONSE

	<b>Drug therapy to prevent heart attacks and strokes</b>	X	Proportion of population at high risk for CVD or with existing CVD (%)	-	...
			Proportion of high risk persons receiving any drug therapy and counselling to prevent heart attacks and strokes (%)	-	...
			Proportion of primary health care centres reported as offering CVD risk stratification	2017	Less than 25%
			Reported having CVD guidelines that are utilized in at least 50% of health facilities	2017	No
	<b>Essential NCD medicines and basic technologies to treat major NCDs</b>	X	Number of essential NCD medicines reported as "generally available"	2017	7 out of 10
			Number of essential NCD technologies reported as "generally available"	2017	5 out of 6

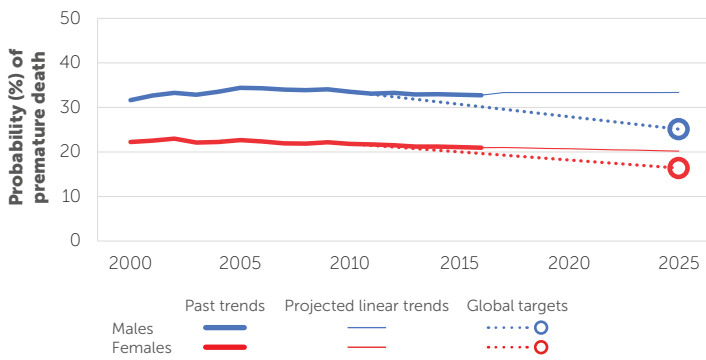
... = no data available

\* The mortality estimates for this country have a high degree of uncertainty because they are not based on any national NCD mortality data (see Explanatory Notes)

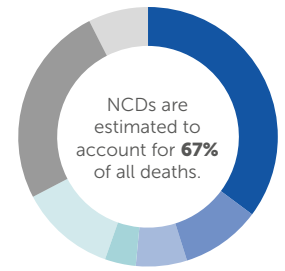
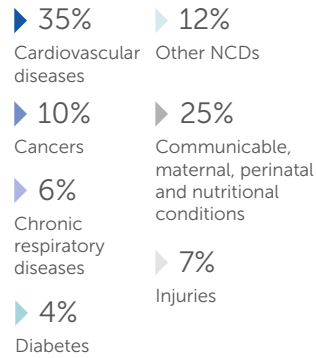
# PHILIPPINES

2016 TOTAL POPULATION: 103 300 000  
2016 TOTAL DEATHS: 663 000

## RISK OF PREMATURE DEATH DUE TO NCDs (%)



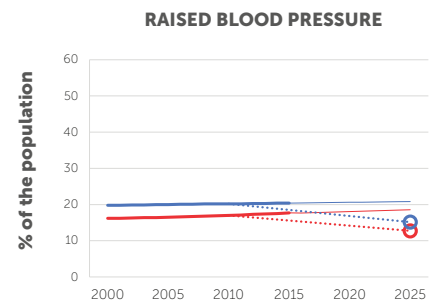
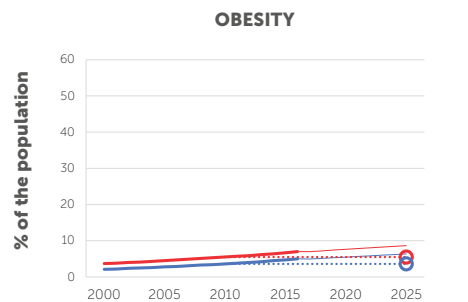
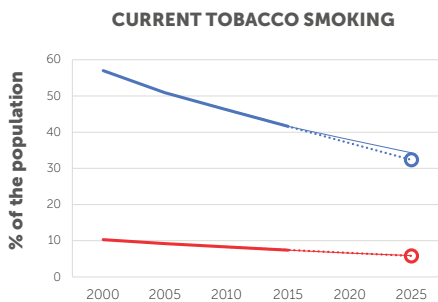
## PROPORTIONAL MORTALITY



**34 200 LIVES CAN BE SAVED BY 2025 BY IMPLEMENTING ALL OF THE WHO "BEST BUYS"**

		NATIONAL TARGET SET		DATA YEAR	MALES	FEMALES	TOTAL
<b>MORTALITY</b>							
	<b>Premature mortality from NCDs</b>	X	Total NCD deaths	2016	249 100	197 200	446 300
			Risk of premature death between 30-70 years (%)	2016	33	21	27
	<b>Suicide mortality</b>	-	Suicide mortality rate (per 100 000 population)	2016	-	-	3
<b>RISK FACTORS</b>							
	<b>Harmful use of alcohol</b>	X	Total alcohol per capita consumption, adults aged 15+ (litres of pure alcohol)	2016	11	2	7
	<b>Physical inactivity</b>	X	Physical inactivity, adults aged 18+ (%)	2016	28	48	38
	<b>Salt/Sodium intake</b>	X	Mean population salt intake, adults aged 20+ (g/day)	2010	11	10	11
	<b>Tobacco use</b>	X	Current tobacco smoking, adults aged 15+ (%)	2016	41	7	24
	<b>Raised blood pressure</b>	X	Raised blood pressure, adults aged 18+ (%)	2015	20	18	19
	<b>Diabetes</b>	X	Raised blood glucose, adults aged 18+ (%)	2014	6	6	6
	<b>Obesity</b>	X	Obesity, adults aged 18+ (%)	2016	5	7	6
			Obesity, adolescents aged 10-19 (%)	2016	5	2	3
	<b>Ambient air pollution</b>	-	Exceedance of WHO guidelines level for annual PM2.5 concentration (by a multiple of)	2016	-	-	2
	<b>Household air pollution</b>	-	Population with primary reliance on polluting fuels and technologies (%)	2016	-	-	57

## SELECTED ADULT RISK FACTOR TRENDS



## NATIONAL SYSTEMS RESPONSE

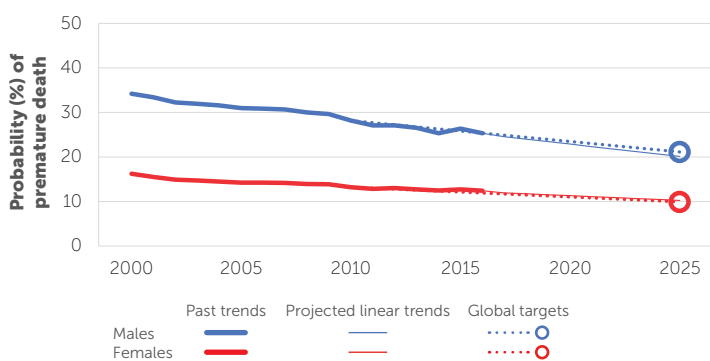
	<b>Drug therapy to prevent heart attacks and strokes</b>	X	Proportion of population at high risk for CVD or with existing CVD (%)	-	...
			Proportion of high risk persons receiving any drug therapy and counselling to prevent heart attacks and strokes (%)	-	...
			Proportion of primary health care centres reported as offering CVD risk stratification	2017	More than 50%
			Reported having CVD guidelines that are utilized in at least 50% of health facilities	2017	Yes
	<b>Essential NCD medicines and basic technologies to treat major NCDs</b>	X	Number of essential NCD medicines reported as "generally available"	2017	4 out of 10
			Number of essential NCD technologies reported as "generally available"	2017	4 out of 6

... = no data available

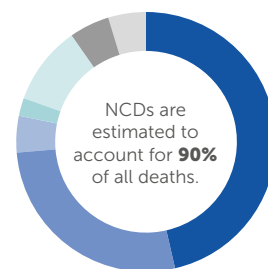
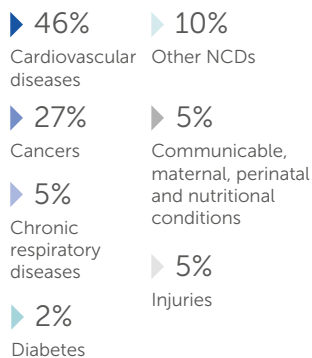
# POLAND

2016 TOTAL POPULATION: 38 224 000  
2016 TOTAL DEATHS: 392 000

## RISK OF PREMATURE DEATH DUE TO NCDs (%)



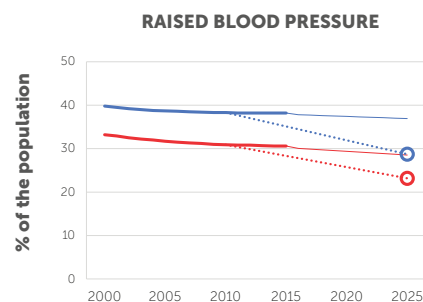
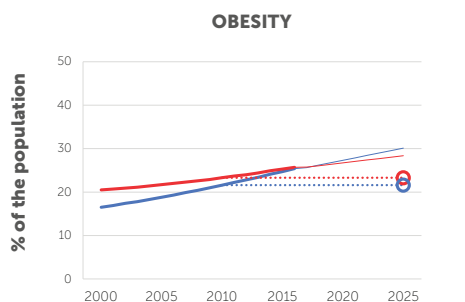
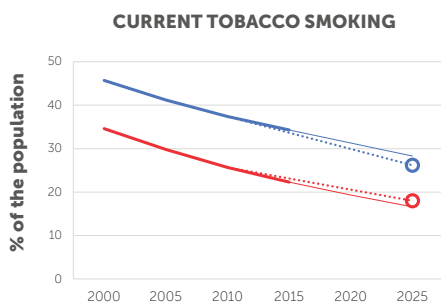
## PROPORTIONAL MORTALITY



**39 700 LIVES CAN BE SAVED BY 2025 BY IMPLEMENTING ALL OF THE WHO "BEST BUYS"**

		NATIONAL TARGET SET		DATA YEAR	MALES	FEMALES	TOTAL
<b>MORTALITY</b>							
	<b>Premature mortality from NCDs</b>	X	Total NCD deaths	2016	178 700	175 400	354 100
			Risk of premature death between 30-70 years (%)	2016	25	12	19
	<b>Suicide mortality</b>	-	Suicide mortality rate (per 100 000 population)	2016	-	-	16
<b>RISK FACTORS</b>							
	<b>Harmful use of alcohol</b>	X	Total alcohol per capita consumption, adults aged 15+ (litres of pure alcohol)	2016	19	5	12
	<b>Physical inactivity</b>	X	Physical inactivity, adults aged 18+ (%)	2016	33	36	34
	<b>Salt/Sodium intake</b>	X	Mean population salt intake, adults aged 20+ (g/day)	2010	10	9	10
	<b>Tobacco use</b>	X	Current tobacco smoking, adults aged 15+ (%)	2016	34	22	27
	<b>Raised blood pressure</b>	X	Raised blood pressure, adults aged 18+ (%)	2015	38	31	34
	<b>Diabetes</b>	X	Raised blood glucose, adults aged 18+ (%)	2014	10	9	10
	<b>Obesity</b>	X	Obesity, adults aged 18+ (%)	2016	25	26	26
			Obesity, adolescents aged 10-19 (%)	2016	10	4	7
	<b>Ambient air pollution</b>	-	Exceedance of WHO guidelines level for annual PM2.5 concentration (by a multiple of)	2016	-	-	2
	<b>Household air pollution</b>	-	Population with primary reliance on polluting fuels and technologies (%)	2016	-	-	<5

## SELECTED ADULT RISK FACTOR TRENDS



## NATIONAL SYSTEMS RESPONSE

	<b>Drug therapy to prevent heart attacks and strokes</b>	X	Proportion of population at high risk for CVD or with existing CVD (%)	-	...
			Proportion of high risk persons receiving any drug therapy and counselling to prevent heart attacks and strokes (%)	-	...
			Proportion of primary health care centres reported as offering CVD risk stratification	2017	More than 50%
			Reported having CVD guidelines that are utilized in at least 50% of health facilities	2017	Don't know
	<b>Essential NCD medicines and basic technologies to treat major NCDs</b>	X	Number of essential NCD medicines reported as "generally available"	2017	10 out of 10
			Number of essential NCD technologies reported as "generally available"	2017	6 out of 6

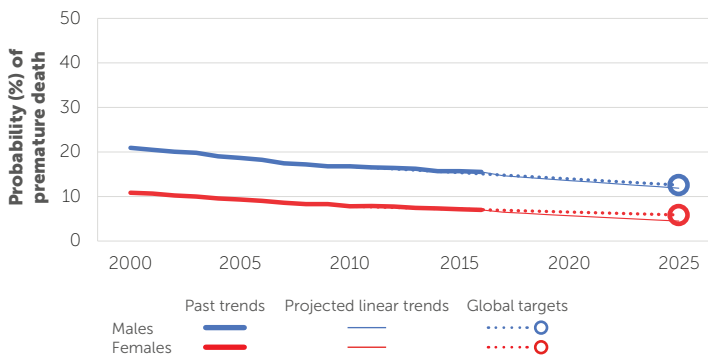
... = no data available

World Health Organization - Noncommunicable Diseases (NCD) Country Profiles, 2018.

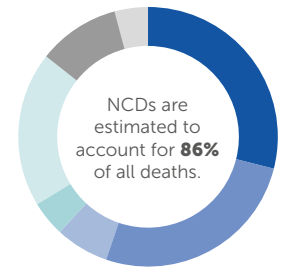
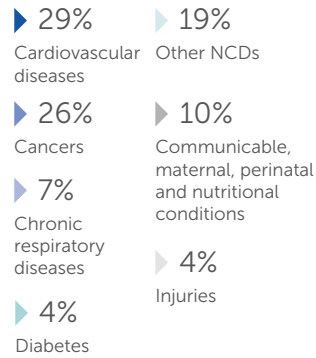
# PORTUGAL

2016 TOTAL POPULATION: 10 372 000  
2016 TOTAL DEATHS: 107 000

## RISK OF PREMATURE DEATH DUE TO NCDs (%)



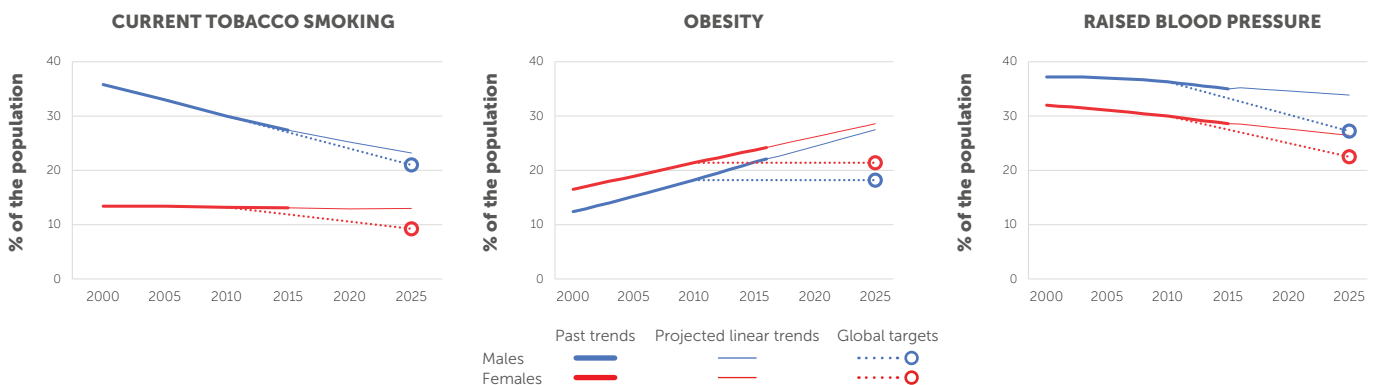
## PROPORTIONAL MORTALITY



**3 500 LIVES CAN BE SAVED BY 2025 BY IMPLEMENTING ALL OF THE WHO "BEST BUYS"**

		NATIONAL TARGET SET		DATA YEAR	MALES	FEMALES	TOTAL
<b>MORTALITY</b>							
	<b>Premature mortality from NCDs</b>	✓	Total NCD deaths	2016	46 000	45 800	91 800
			Risk of premature death between 30-70 years (%)	2016	16	7	11
	<b>Suicide mortality</b>	-	Suicide mortality rate (per 100 000 population)	2016	-	-	14
<b>RISK FACTORS</b>							
	<b>Harmful use of alcohol</b>	X	Total alcohol per capita consumption, adults aged 15+ (litres of pure alcohol)	2016	21	5	12
	<b>Physical inactivity</b>	X	Physical inactivity, adults aged 18+ (%)	2016	40	52	46
	<b>Salt/Sodium intake</b>	X	Mean population salt intake, adults aged 20+ (g/day)	2010	11	10	11
	<b>Tobacco use</b>	X	Current tobacco smoking, adults aged 15+ (%)	2016	27	13	20
	<b>Raised blood pressure</b>	X	Raised blood pressure, adults aged 18+ (%)	2015	35	29	32
	<b>Diabetes</b>	X	Raised blood glucose, adults aged 18+ (%)	2014	11	8	9
	<b>Obesity</b>	✓	Obesity, adults aged 18+ (%)	2016	22	24	23
			Obesity, adolescents aged 10-19 (%)	2016	9	8	9
	<b>Ambient air pollution</b>	-	Exceedance of WHO guidelines level for annual PM2.5 concentration (by a multiple of) <sup>a</sup>	2016	-	-	-
	<b>Household air pollution</b>	-	Population with primary reliance on polluting fuels and technologies (%)	2016	-	-	<5

## SELECTED ADULT RISK FACTOR TRENDS



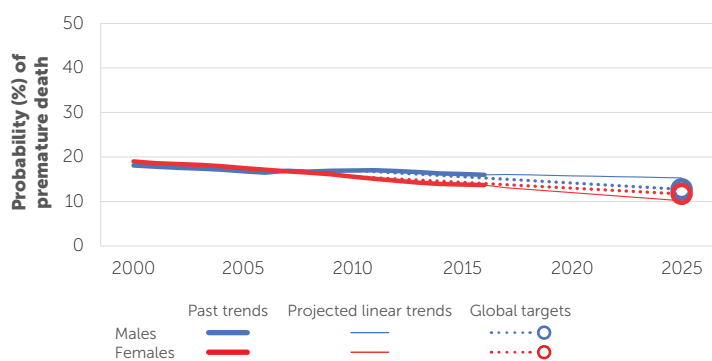
## NATIONAL SYSTEMS RESPONSE

	<b>Drug therapy to prevent heart attacks and strokes</b>	X	Proportion of population at high risk for CVD or with existing CVD (%)	-	...
			Proportion of high risk persons receiving any drug therapy and counselling to prevent heart attacks and strokes (%)	-	...
			Proportion of primary health care centres reported as offering CVD risk stratification	2017	More than 50%
			Reported having CVD guidelines that are utilized in at least 50% of health facilities	2017	Yes
	<b>Essential NCD medicines and basic technologies to treat major NCDs</b>	X	Number of essential NCD medicines reported as "generally available"	2017	10 out of 10
			Number of essential NCD technologies reported as "generally available"	2017	4 out of 6

... = no data available  
° not exceeding

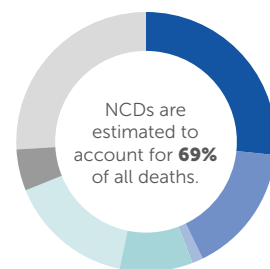
World Health Organization - Noncommunicable Diseases (NCD) Country Profiles, 2018.

## RISK OF PREMATURE DEATH DUE TO NCDs (%)\*



## PROPORTIONAL MORTALITY\*

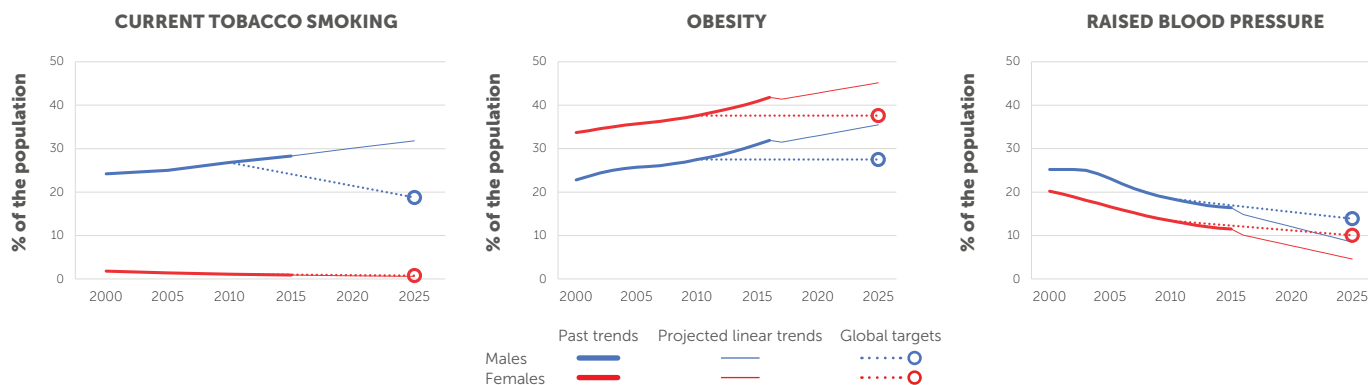
- ▶ 27% Cardiovascular diseases
- ▶ 16% Cancers
- ▶ 1% Chronic respiratory diseases
- ▶ 9% Diabetes
- ▶ 16% Other NCDs
- ▶ 5% Communicable, maternal, perinatal and nutritional conditions
- ▶ 26% Injuries



**73 400 LIVES CAN BE SAVED BY 2025 BY IMPLEMENTING ALL OF THE WHO "BEST BUYS"**

MORTALITY*		NATIONAL TARGET SET		DATA YEAR	MALES	FEMALES	TOTAL
📊	Premature mortality from NCDs	✓	Total NCD deaths	2016	2 000	700	2 700
			Risk of premature death between 30-70 years (%)	2016	16	14	15
👤	Suicide mortality	-	Suicide mortality rate (per 100 000 population)	2016	-	-	7
RISK FACTORS							
🍷	Harmful use of alcohol	✗	Total alcohol per capita consumption, adults aged 15+ (litres of pure alcohol)	2016	2	0	2
🚶	Physical inactivity	✓	Physical inactivity, adults aged 18+ (%)	2016	30	46	34
🧂	Salt/Sodium intake	✗	Mean population salt intake, adults aged 20+ (g/day)	2010	11	10	11
🚬	Tobacco use	✓	Current tobacco smoking, adults aged 15+ (%)	2016	29	1	22
🩺	Raised blood pressure	✓	Raised blood pressure, adults aged 18+ (%)	2015	16	12	15
👤	Diabetes	✓	Raised blood glucose, adults aged 18+ (%)	2014	13	13	13
👤	Obesity	✓	Obesity, adults aged 18+ (%)	2016	32	42	34
			Obesity, adolescents aged 10-19 (%)	2016	20	15	18
🏠	Ambient air pollution	-	Exceedance of WHO guidelines level for annual PM2.5 concentration (by a multiple of)	2016	-	-	9
🏠	Household air pollution	-	Population with primary reliance on polluting fuels and technologies (%)	2016	-	-	<5

## SELECTED ADULT RISK FACTOR TRENDS



## NATIONAL SYSTEMS RESPONSE

👤	Drug therapy to prevent heart attacks and strokes	✗	Proportion of population at high risk for CVD or with existing CVD (%)	-	...
			Proportion of high risk persons receiving any drug therapy and counselling to prevent heart attacks and strokes (%)	-	...
			Proportion of primary health care centres reported as offering CVD risk stratification	2017	Less than 25%
			Reported having CVD guidelines that are utilized in at least 50% of health facilities	2017	Yes
📦	Essential NCD medicines and basic technologies to treat major NCDs	✗	Number of essential NCD medicines reported as "generally available"	2017	10 out of 10
			Number of essential NCD technologies reported as "generally available"	2017	6 out of 6

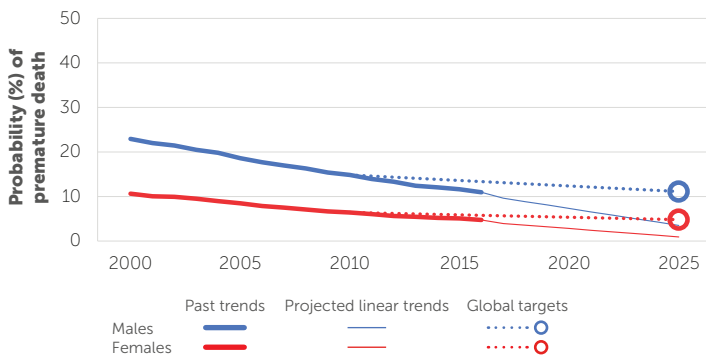
... = no data available

\* The mortality estimates for this country have a high degree of uncertainty because they are not based on any national NCD mortality data (see Explanatory Notes)

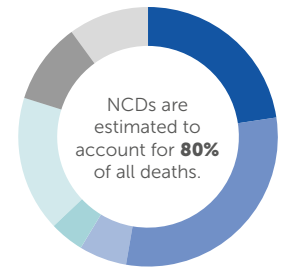
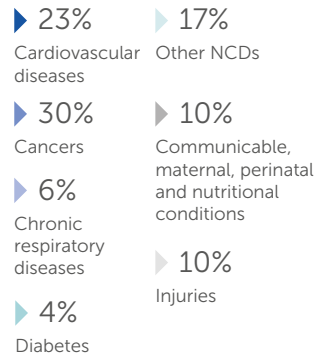
# REPUBLIC OF KOREA

2016 TOTAL POPULATION: 50 792 000  
2016 TOTAL DEATHS: 281 000

## RISK OF PREMATURE DEATH DUE TO NCDs (%)



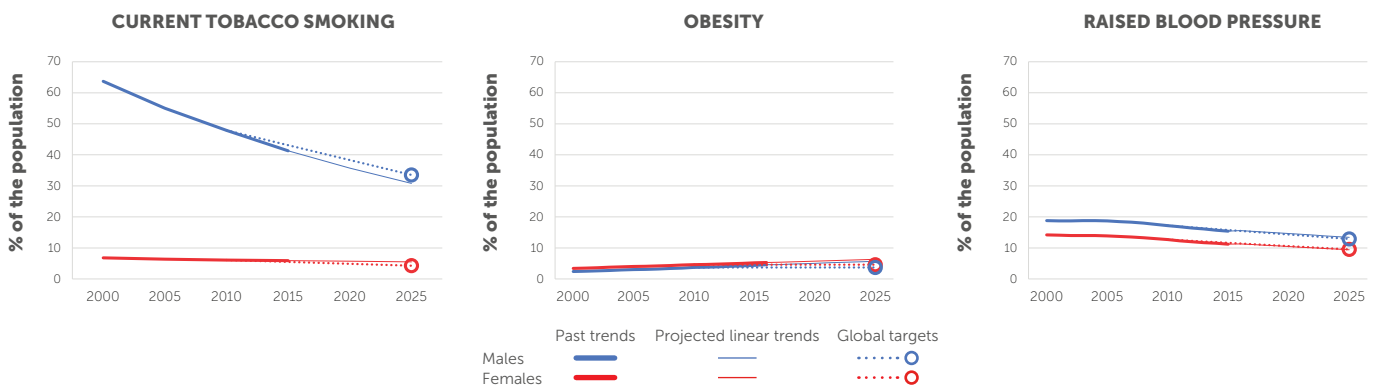
## PROPORTIONAL MORTALITY



14 600 LIVES CAN BE SAVED BY 2025 BY IMPLEMENTING ALL OF THE WHO "BEST BUYS"

MORTALITY		NATIONAL TARGET SET	DATA YEAR	MALES	FEMALES	TOTAL
Premature mortality from NCDs	✓	Total NCD deaths	2016	119 500	104 900	224 400
		Risk of premature death between 30-70 years (%)	2016	11	5	8
Suicide mortality	-	Suicide mortality rate (per 100 000 population)	2016	-	-	27
RISK FACTORS						
Harmful use of alcohol	✓	Total alcohol per capita consumption, adults aged 15+ (litres of pure alcohol)	2016	17	4	10
Physical inactivity	✓	Physical inactivity, adults aged 18+ (%)	2016	31	43	37
Salt/Sodium intake	✓	Mean population salt intake, adults aged 20+ (g/day)	2010	14	13	13
Tobacco use	✓	Current tobacco smoking, adults aged 15+ (%)	2016	40	6	23
Raised blood pressure	✓	Raised blood pressure, adults aged 18+ (%)	2015	15	11	13
Diabetes	X	Raised blood glucose, adults aged 18+ (%)	2014	11	8	10
Obesity	✓	Obesity, adults aged 18+ (%)	2016	5	5	5
		Obesity, adolescents aged 10-19 (%)	2016	10	3	7
Ambient air pollution	-	Exceedance of WHO guidelines level for annual PM2.5 concentration (by a multiple of)	2016	-	-	2
Household air pollution	-	Population with primary reliance on polluting fuels and technologies (%)	2016	-	-	<5

## SELECTED ADULT RISK FACTOR TRENDS



## NATIONAL SYSTEMS RESPONSE

Drug therapy to prevent heart attacks and strokes	X	Proportion of population at high risk for CVD or with existing CVD (%)	-	...
		Proportion of high risk persons receiving any drug therapy and counselling to prevent heart attacks and strokes (%)	-	...
		Proportion of primary health care centres reported as offering CVD risk stratification	2017	More than 50%
		Reported having CVD guidelines that are utilized in at least 50% of health facilities	2017	Don't know
Essential NCD medicines and basic technologies to treat major NCDs	X	Number of essential NCD medicines reported as "generally available"	2017	10 out of 10
		Number of essential NCD technologies reported as "generally available"	2017	6 out of 6

... = no data available

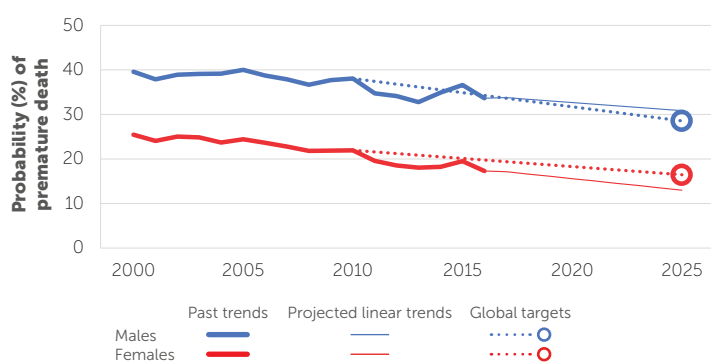
World Health Organization - Noncommunicable Diseases (NCD) Country Profiles, 2018.

# REPUBLIC OF MOLDOVA

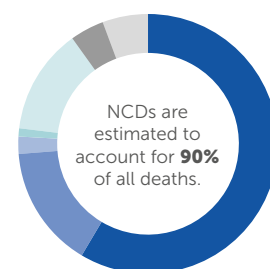
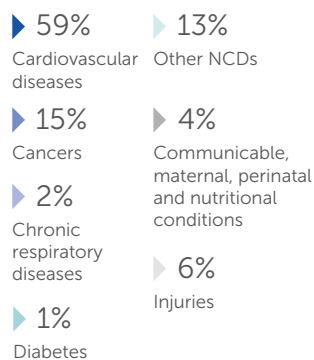
2016 TOTAL POPULATION: 4 060 000

2016 TOTAL DEATHS: 47 000

## RISK OF PREMATURE DEATH DUE TO NCDs (%)



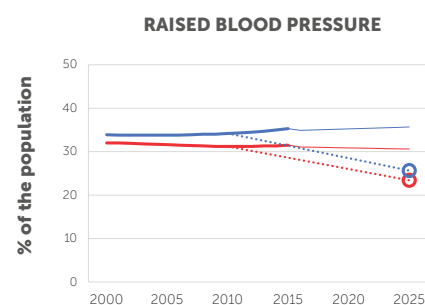
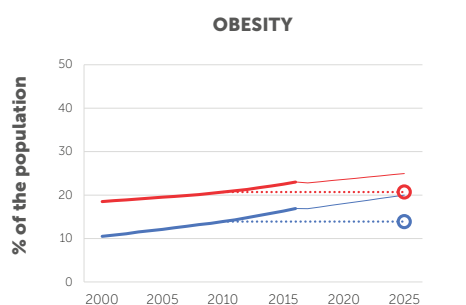
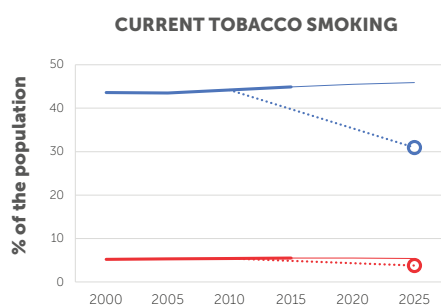
## PROPORTIONAL MORTALITY



**5 400 LIVES CAN BE SAVED BY 2025 BY IMPLEMENTING ALL OF THE WHO "BEST BUYS"**

MORTALITY		NATIONAL TARGET SET		DATA YEAR	MALES	FEMALES	TOTAL
Premature mortality from NCDs	✓	Total NCD deaths	2016	20 600	21 600	42 200	
		Risk of premature death between 30-70 years (%)	2016	34	17	25	
Suicide mortality	-	Suicide mortality rate (per 100 000 population)	2016	-	-	16	
RISK FACTORS							
Harmful use of alcohol	✓	Total alcohol per capita consumption, adults aged 15+ (litres of pure alcohol)	2016	25	6	15	
Physical inactivity	✓	Physical inactivity, adults aged 18+ (%)	2016	12	11	12	
Salt/Sodium intake	✓	Mean population salt intake, adults aged 20+ (g/day)	2010	10	10	10	
Tobacco use	✓	Current tobacco smoking, adults aged 15+ (%)	2016	45	6	24	
Raised blood pressure	✓	Raised blood pressure, adults aged 18+ (%)	2015	35	32	33	
Diabetes	✓	Raised blood glucose, adults aged 18+ (%)	2014	8	10	9	
Obesity	✓	Obesity, adults aged 18+ (%)	2016	17	23	20	
		Obesity, adolescents aged 10-19 (%)	2016	4	3	3	
Ambient air pollution	-	Exceedance of WHO guidelines level for annual PM2.5 concentration (by a multiple of)	2016	-	-	2	
Household air pollution	-	Population with primary reliance on polluting fuels and technologies (%)	2016	-	-	8	

## SELECTED ADULT RISK FACTOR TRENDS



## NATIONAL SYSTEMS RESPONSE

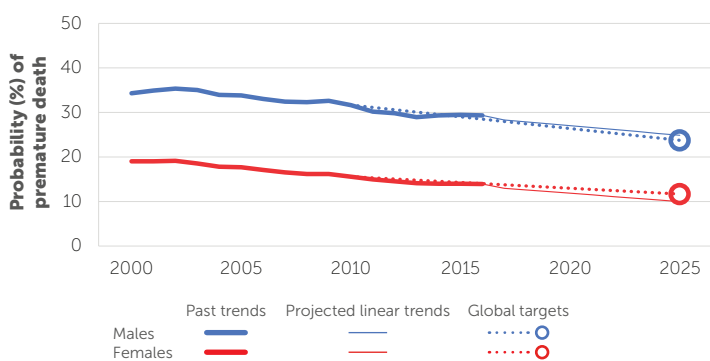
Drug therapy to prevent heart attacks and strokes	✓	Proportion of population at high risk for CVD or with existing CVD (%)	2013	23
		Proportion of high risk persons receiving any drug therapy and counselling to prevent heart attacks and strokes (%)	2013	51
		Proportion of primary health care centres reported as offering CVD risk stratification	2017	More than 50%
		Reported having CVD guidelines that are utilized in at least 50% of health facilities	2017	Yes
Essential NCD medicines and basic technologies to treat major NCDs	✓	Number of essential NCD medicines reported as "generally available"	2017	10 out of 10
		Number of essential NCD technologies reported as "generally available"	2017	5 out of 6



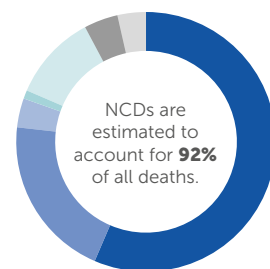
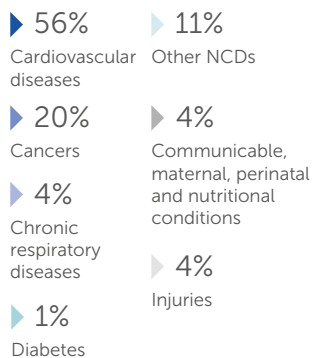
# ROMANIA

2016 TOTAL POPULATION: 19 778 000  
2016 TOTAL DEATHS: 257 000

## RISK OF PREMATURE DEATH DUE TO NCDs (%)



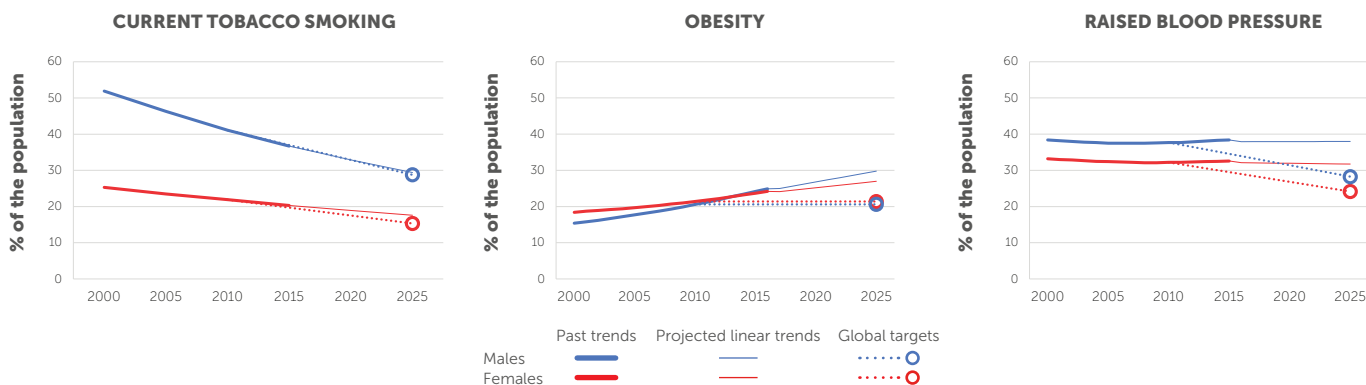
## PROPORTIONAL MORTALITY



**72 200 LIVES CAN BE SAVED BY 2025 BY IMPLEMENTING ALL OF THE WHO "BEST BUYS"**

		NATIONAL TARGET SET		DATA YEAR	MALES	FEMALES	TOTAL
<b>MORTALITY</b>							
	<b>Premature mortality from NCDs</b>	X	Total NCD deaths	2016	121 100	116 200	237 300
			Risk of premature death between 30-70 years (%)	2016	29	14	21
	<b>Suicide mortality</b>	-	Suicide mortality rate (per 100 000 population)	2016	-	-	10
<b>RISK FACTORS</b>							
	<b>Harmful use of alcohol</b>	X	Total alcohol per capita consumption, adults aged 15+ (litres of pure alcohol)	2016	21	5	13
	<b>Physical inactivity</b>	X	Physical inactivity, adults aged 18+ (%)	2016	34	41	38
	<b>Salt/Sodium intake</b>	X	Mean population salt intake, adults aged 20+ (g/day)	2010	11	10	10
	<b>Tobacco use</b>	X	Current tobacco smoking, adults aged 15+ (%)	2016	36	20	28
	<b>Raised blood pressure</b>	X	Raised blood pressure, adults aged 18+ (%)	2015	38	33	35
	<b>Diabetes</b>	X	Raised blood glucose, adults aged 18+ (%)	2014	9	8	8
	<b>Obesity</b>	X	Obesity, adults aged 18+ (%)	2016	25	24	25
			Obesity, adolescents aged 10-19 (%)	2016	9	4	7
	<b>Ambient air pollution</b>	-	Exceedance of WHO guidelines level for annual PM2.5 concentration (by a multiple of)	2016	-	-	1
	<b>Household air pollution</b>	-	Population with primary reliance on polluting fuels and technologies (%)	2016	-	-	14

## SELECTED ADULT RISK FACTOR TRENDS



## NATIONAL SYSTEMS RESPONSE

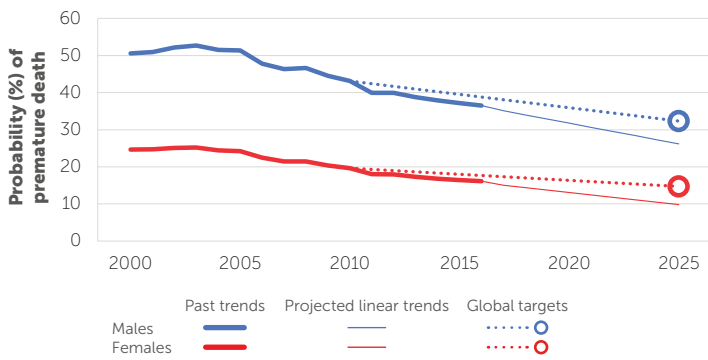
	<b>Drug therapy to prevent heart attacks and strokes</b>	X	Proportion of population at high risk for CVD or with existing CVD (%)	-	...
			Proportion of high risk persons receiving any drug therapy and counselling to prevent heart attacks and strokes (%)	-	...
			Proportion of primary health care centres reported as offering CVD risk stratification	2017	More than 50%
			Reported having CVD guidelines that are utilized in at least 50% of health facilities	2017	Yes
	<b>Essential NCD medicines and basic technologies to treat major NCDs</b>	X	Number of essential NCD medicines reported as "generally available"	2017	2 out of 10
			Number of essential NCD technologies reported as "generally available"	2017	4 out of 6

... = no data available

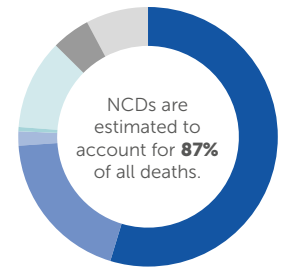
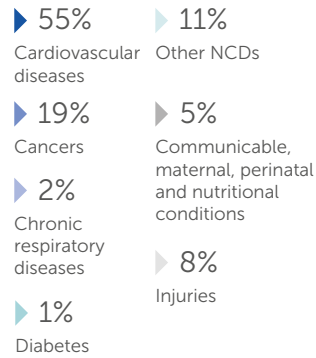
# RUSSIAN FEDERATION

2016 TOTAL POPULATION: 144 000 000  
2016 TOTAL DEATHS: 1 870 000

## RISK OF PREMATURE DEATH DUE TO NCDs (%)\*



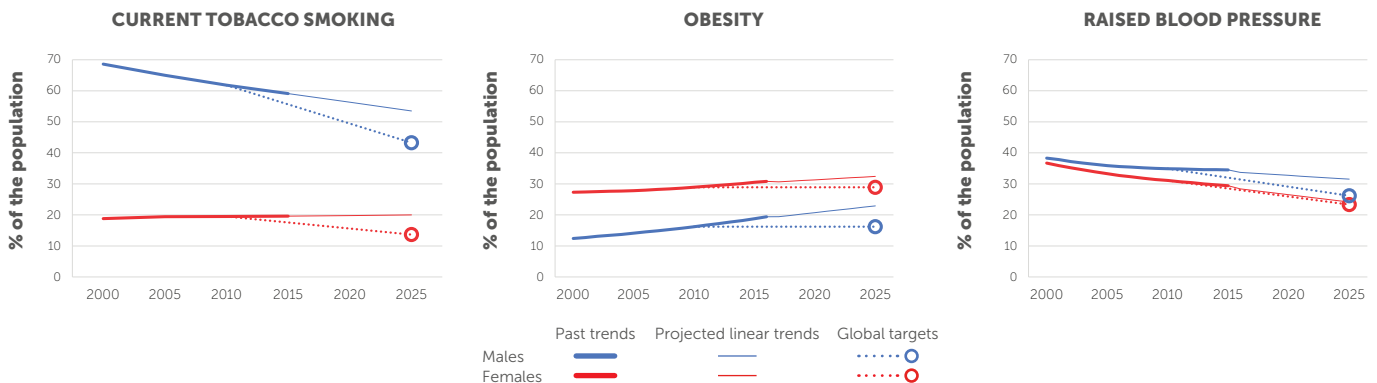
## PROPORTIONAL MORTALITY\*



**509 000 LIVES CAN BE SAVED BY 2025 BY IMPLEMENTING ALL OF THE WHO "BEST BUYS"**

MORTALITY*		NATIONAL TARGET SET	DATA YEAR	MALES	FEMALES	TOTAL
Premature mortality from NCDs	✓	Total NCD deaths	2016	779 600	855 300	1 635 000
		Risk of premature death between 30-70 years (%)	2016	37	16	25
Suicide mortality	-	Suicide mortality rate (per 100 000 population)	2016	-	-	31
RISK FACTORS						
Harmful use of alcohol	✓	Total alcohol per capita consumption, adults aged 15+ (litres of pure alcohol)	2016	19	6	12
Physical inactivity	✓	Physical inactivity, adults aged 18+ (%)	2016	16	19	18
Salt/Sodium intake	X	Mean population salt intake, adults aged 20+ (g/day)	2010	11	10	11
Tobacco use	✓	Current tobacco smoking, adults aged 15+ (%)	2016	59	20	37
Raised blood pressure	X	Raised blood pressure, adults aged 18+ (%)	2015	35	29	32
Diabetes	✓	Raised blood glucose, adults aged 18+ (%)	2014	8	10	9
Obesity	✓	Obesity, adults aged 18+ (%)	2016	19	31	26
		Obesity, adolescents aged 10-19 (%)	2016	6	3	5
Ambient air pollution	-	Exceedance of WHO guidelines level for annual PM2.5 concentration (by a multiple of)	2016	-	-	1
Household air pollution	-	Population with primary reliance on polluting fuels and technologies (%)	2016	-	-	<5

## SELECTED ADULT RISK FACTOR TRENDS



## NATIONAL SYSTEMS RESPONSE

Drug therapy to prevent heart attacks and strokes	X	Proportion of population at high risk for CVD or with existing CVD (%)	-	...
		Proportion of high risk persons receiving any drug therapy and counselling to prevent heart attacks and strokes (%)	-	...
		Proportion of primary health care centres reported as offering CVD risk stratification	2017	More than 50%
		Reported having CVD guidelines that are utilized in at least 50% of health facilities	2017	Yes
Essential NCD medicines and basic technologies to treat major NCDs	✓	Number of essential NCD medicines reported as "generally available"	2017	10 out of 10
		Number of essential NCD technologies reported as "generally available"	2017	6 out of 6

... = no data available

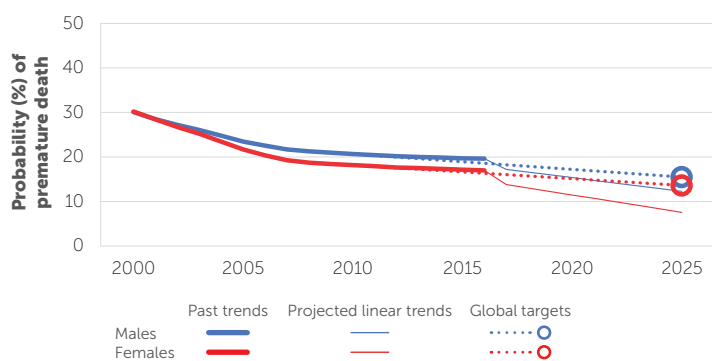
\* The mortality estimates for this country have a high degree of uncertainty because they are not based on any national NCD mortality data (see Explanatory Notes)

World Health Organization - Noncommunicable Diseases (NCD) Country Profiles, 2018.

# RWANDA

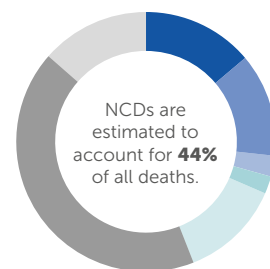
2016 TOTAL POPULATION: 11 918 000  
2016 TOTAL DEATHS: 66 000

## RISK OF PREMATURE DEATH DUE TO NCDs (%)\*



## PROPORTIONAL MORTALITY\*

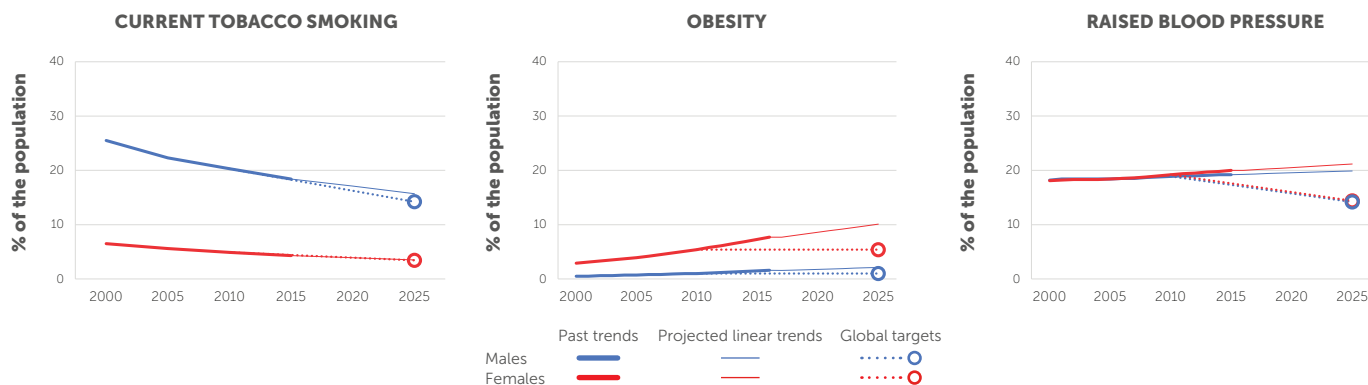
- ▶ 14% Cardiovascular diseases
- ▶ 13% Cancers
- ▶ 3% Chronic respiratory diseases
- ▶ 2% Diabetes
- ▶ 13% Other NCDs
- ▶ 42% Communicable, maternal, perinatal and nutritional conditions
- ▶ 14% Injuries



**9 100 LIVES CAN BE SAVED BY 2025 BY IMPLEMENTING ALL OF THE WHO "BEST BUYS"**

		NATIONAL TARGET SET		DATA YEAR	MALES	FEMALES	TOTAL
<b>MORTALITY*</b>							
	<b>Premature mortality from NCDs</b>	X	Total NCD deaths	2016	14 600	14 500	29 100
			Risk of premature death between 30-70 years (%)	2016	20	17	18
	<b>Suicide mortality</b>	-	Suicide mortality rate (per 100 000 population)	2016	-	-	7
<b>RISK FACTORS</b>							
	<b>Harmful use of alcohol</b>	X	Total alcohol per capita consumption, adults aged 15+ (litres of pure alcohol)	2016	16	3	9
	<b>Physical inactivity</b>	X	Physical inactivity, adults aged 18+ (%)	2016	10	17	13
	<b>Salt/Sodium intake</b>	X	Mean population salt intake, adults aged 20+ (g/day)	2010	4	4	4
	<b>Tobacco use</b>	X	Current tobacco smoking, adults aged 15+ (%)	2016	18	4	11
	<b>Raised blood pressure</b>	X	Raised blood pressure, adults aged 18+ (%)	2015	19	20	20
	<b>Diabetes</b>	X	Raised blood glucose, adults aged 18+ (%)	2014	3	3	3
	<b>Obesity</b>	X	Obesity, adults aged 18+ (%)	2016	2	8	5
			Obesity, adolescents aged 10-19 (%)	2016	0	2	1
	<b>Ambient air pollution</b>	-	Exceedance of WHO guidelines level for annual PM2.5 concentration (by a multiple of)	2016	-	-	4
	<b>Household air pollution</b>	-	Population with primary reliance on polluting fuels and technologies (%)	2016	-	-	>95

## SELECTED ADULT RISK FACTOR TRENDS



## NATIONAL SYSTEMS RESPONSE

			Proportion of population at high risk for CVD or with existing CVD (%)	-	...
	<b>Drug therapy to prevent heart attacks and strokes</b>	X	Proportion of high risk persons receiving any drug therapy and counselling to prevent heart attacks and strokes (%)	-	...
			Proportion of primary health care centres reported as offering CVD risk stratification	2017	None
			Reported having CVD guidelines that are utilized in at least 50% of health facilities	2017	Yes
	<b>Essential NCD medicines and basic technologies to treat major NCDs</b>	X	Number of essential NCD medicines reported as "generally available"	2017	10 out of 10
			Number of essential NCD technologies reported as "generally available"	2017	5 out of 6

... = no data available

\* The mortality estimates for this country have a high degree of uncertainty because they are not based on any national NCD mortality data (see Explanatory Notes)

World Health Organization - Noncommunicable Diseases (NCD) Country Profiles, 2018.

# SAINT KITTS AND NEVIS












2016 TOTAL POPULATION: 55 000  
2016 TOTAL DEATHS: ...

## RISK OF PREMATURE DEATH DUE TO NCDs (%)†

NO DATA AVAILABLE

## PROPORTIONAL MORTALITY†

NO DATA AVAILABLE

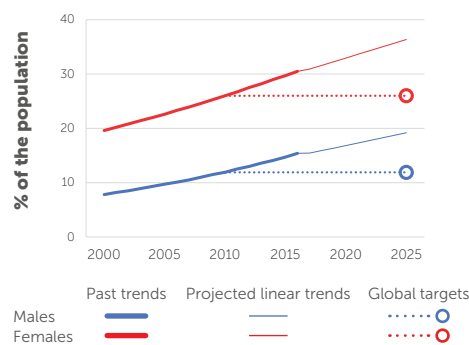
		NATIONAL TARGET SET		DATA YEAR	MALES	FEMALES	TOTAL
<b>MORTALITY†</b>							
	<b>Premature mortality from NCDs</b>	X	Total NCD deaths	2016	...	...	...
			Risk of premature death between 30-70 years (%)	2016	...	...	...
	<b>Suicide mortality</b>	-	Suicide mortality rate (per 100 000 population)	2016	-	-	...
<b>RISK FACTORS</b>							
	<b>Harmful use of alcohol</b>	X	Total alcohol per capita consumption, adults aged 15+ (litres of pure alcohol)	2016	15	3	9
	<b>Physical inactivity</b>	X	Physical inactivity, adults aged 18+ (%)	2016	28	44	36
	<b>Salt/Sodium intake</b>	X	Mean population salt intake, adults aged 20+ (g/day)	2010	...	...	...
	<b>Tobacco use</b>	X	Current tobacco smoking, adults aged 15+ (%)	2016	...	...	...
	<b>Raised blood pressure</b>	X	Raised blood pressure, adults aged 18+ (%)	2015	28	24	26
	<b>Diabetes</b>	X	Raised blood glucose, adults aged 18+ (%)	2014	13	17	15
	<b>Obesity</b>	X	Obesity, adults aged 18+ (%)	2016	15	31	23
			Obesity, adolescents aged 10-19 (%)	2016	11	11	11
	<b>Ambient air pollution</b>	-	Exceedance of WHO guidelines level for annual PM2.5 concentration (by a multiple of)	2016	-	-	1
	<b>Household air pollution</b>	-	Population with primary reliance on polluting fuels and technologies (%)	2016	-	-	<5

## SELECTED ADULT RISK FACTOR TRENDS

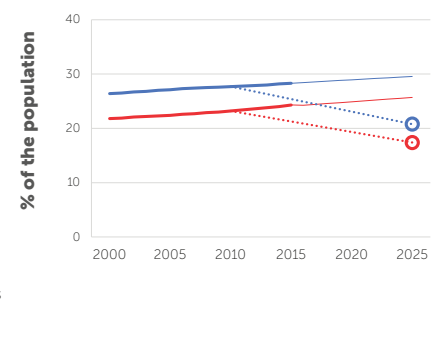
### CURRENT TOBACCO SMOKING

NO DATA AVAILABLE



### OBESITY



### RAISED BLOOD PRESSURE



## NATIONAL SYSTEMS RESPONSE

	<b>Drug therapy to prevent heart attacks and strokes</b>	X	Proportion of population at high risk for CVD or with existing CVD (%)	-	...
			Proportion of high risk persons receiving any drug therapy and counselling to prevent heart attacks and strokes (%)	-	...
			Proportion of primary health care centres reported as offering CVD risk stratification	2017	Less than 25%
			Reported having CVD guidelines that are utilized in at least 50% of health facilities	2017	Yes
	<b>Essential NCD medicines and basic technologies to treat major NCDs</b>	X	Number of essential NCD medicines reported as "generally available"	2017	7 out of 10
			Number of essential NCD technologies reported as "generally available"	2017	6 out of 6

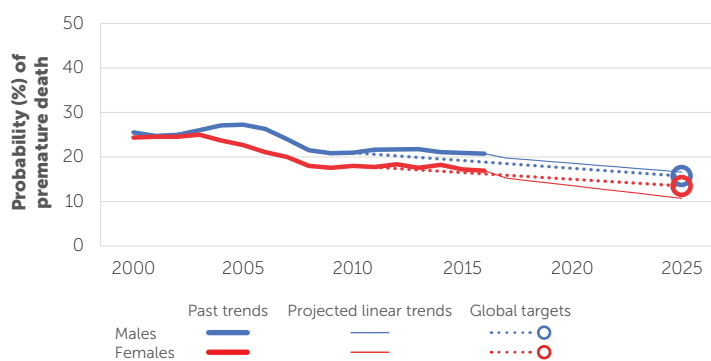
... = no data available  
† See Explanatory Notes

# SAINT LUCIA

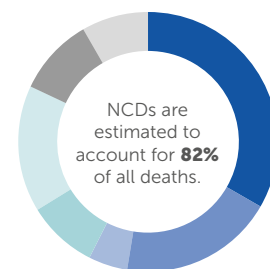
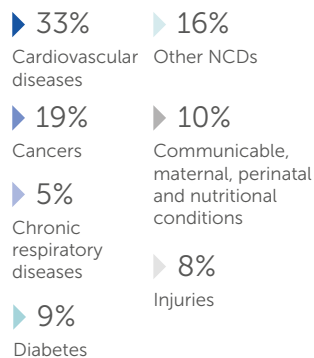
2016 TOTAL POPULATION: 178 000

2016 TOTAL DEATHS: 1 300

## RISK OF PREMATURE DEATH DUE TO NCDs (%)



## PROPORTIONAL MORTALITY




## 100 LIVES CAN BE SAVED BY 2025 BY IMPLEMENTING ALL OF THE WHO "BEST BUYS"

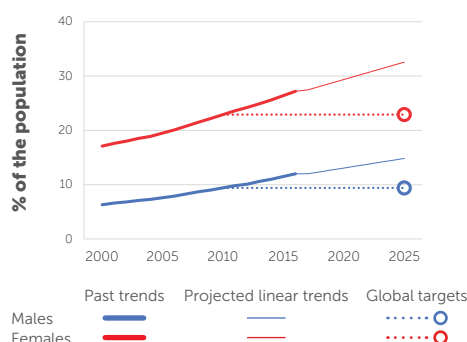
		NATIONAL TARGET SET		DATA YEAR	MALES	FEMALES	TOTAL
<b>MORTALITY</b>							
	<b>Premature mortality from NCDs</b>	X	Total NCD deaths	2016	560	530	1 100
			Risk of premature death between 30-70 years (%)	2016	21	17	19
	<b>Suicide mortality</b>	-	Suicide mortality rate (per 100 000 population)	2016	-	-	8
<b>RISK FACTORS</b>							
	<b>Harmful use of alcohol</b>	X	Total alcohol per capita consumption, adults aged 15+ (litres of pure alcohol)	2016	17	3	10
	<b>Physical inactivity</b>	X	Physical inactivity, adults aged 18+ (%)	2016	26	52	40
	<b>Salt/Sodium intake</b>	X	Mean population salt intake, adults aged 20+ (g/day)	2010	8	7	7
	<b>Tobacco use</b>	X	Current tobacco smoking, adults aged 15+ (%)	2016	...	...	...
	<b>Raised blood pressure</b>	X	Raised blood pressure, adults aged 18+ (%)	2015	30	26	28
	<b>Diabetes</b>	X	Raised blood glucose, adults aged 18+ (%)	2014	14	16	15
	<b>Obesity</b>	X	Obesity, adults aged 18+ (%)	2016	12	27	20
			Obesity, adolescents aged 10-19 (%)	2016	7	8	8
	<b>Ambient air pollution</b>	-	Exceedance of WHO guidelines level for annual PM2.5 concentration (by a multiple of)	2016	-	-	2
	<b>Household air pollution</b>	-	Population with primary reliance on polluting fuels and technologies (%)	2016	-	-	<5

## SELECTED ADULT RISK FACTOR TRENDS

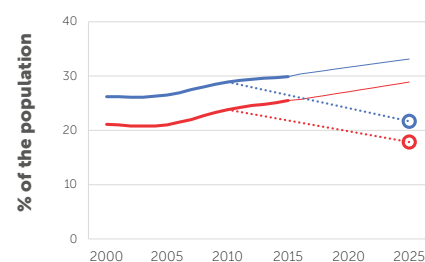
### CURRENT TOBACCO SMOKING



### OBESITY



### RAISED BLOOD PRESSURE



## NATIONAL SYSTEMS RESPONSE

			Proportion of population at high risk for CVD or with existing CVD (%)	-	...
	<b>Drug therapy to prevent heart attacks and strokes</b>	X	Proportion of high risk persons receiving any drug therapy and counselling to prevent heart attacks and strokes (%)	-	...
			Proportion of primary health care centres reported as offering CVD risk stratification	2017	25% to 50%
			Reported having CVD guidelines that are utilized in at least 50% of health facilities	2017	No
	<b>Essential NCD medicines and basic technologies to treat major NCDs</b>	X	Number of essential NCD medicines reported as "generally available"	2017	10 out of 10
			Number of essential NCD technologies reported as "generally available"	2017	4 out of 6

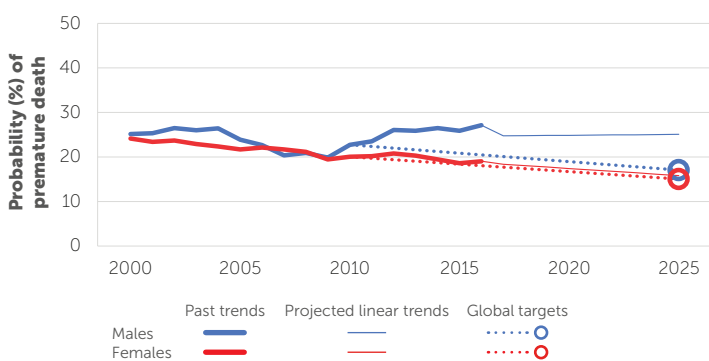
... = no data available

World Health Organization - Noncommunicable Diseases (NCD) Country Profiles, 2018.

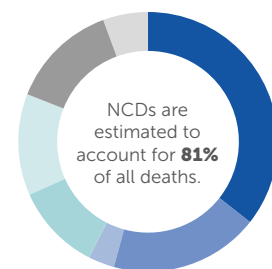
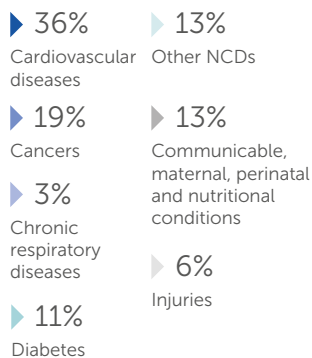
# SAINT VINCENT AND THE GRENADINES

2016 TOTAL POPULATION: 110 000  
2016 TOTAL DEATHS: 890

## RISK OF PREMATURE DEATH DUE TO NCDs (%)



## PROPORTIONAL MORTALITY




## 100 LIVES CAN BE SAVED BY 2025 BY IMPLEMENTING ALL OF THE WHO "BEST BUYS"

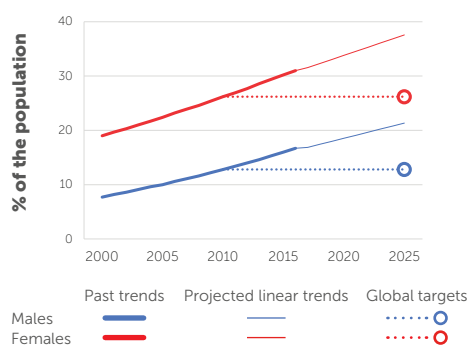
		NATIONAL TARGET SET		DATA YEAR	MALES	FEMALES	TOTAL
<b>MORTALITY</b>							
	<b>Premature mortality from NCDs</b>	✓	Total NCD deaths	2016	400	320	720
			Risk of premature death between 30-70 years (%)	2016	27	19	23
	<b>Suicide mortality</b>	-	Suicide mortality rate (per 100 000 population)	2016	-	-	2
<b>RISK FACTORS</b>							
	<b>Harmful use of alcohol</b>	✓	Total alcohol per capita consumption, adults aged 15+ (litres of pure alcohol)	2016	14	3	8
	<b>Physical inactivity</b>	✓	Physical inactivity, adults aged 18+ (%)	2016	...	...	...
	<b>Salt/Sodium intake</b>	✓	Mean population salt intake, adults aged 20+ (g/day)	2010	7	7	7
	<b>Tobacco use</b>	✓	Current tobacco smoking, adults aged 15+ (%)	2016	...	...	...
	<b>Raised blood pressure</b>	✓	Raised blood pressure, adults aged 18+ (%)	2015	25	21	23
	<b>Diabetes</b>	✓	Raised blood glucose, adults aged 18+ (%)	2014	9	12	10
	<b>Obesity</b>	✓	Obesity, adults aged 18+ (%)	2016	17	31	24
			Obesity, adolescents aged 10-19 (%)	2016	11	11	11
	<b>Ambient air pollution</b>	-	Exceedance of WHO guidelines level for annual PM2.5 concentration (by a multiple of)	2016	-	-	2
	<b>Household air pollution</b>	-	Population with primary reliance on polluting fuels and technologies (%)	2016	-	-	<5

## SELECTED ADULT RISK FACTOR TRENDS

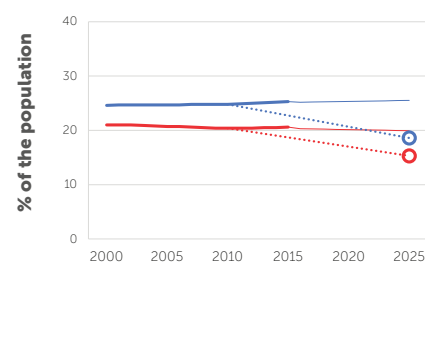
### CURRENT TOBACCO SMOKING



### OBESITY



### RAISED BLOOD PRESSURE



## NATIONAL SYSTEMS RESPONSE

		Proportion of population at high risk for CVD or with existing CVD (%)	-	...
	<b>Drug therapy to prevent heart attacks and strokes</b>	Proportion of high risk persons receiving any drug therapy and counselling to prevent heart attacks and strokes (%)	-	...
		Proportion of primary health care centres reported as offering CVD risk stratification	2017	None
		Reported having CVD guidelines that are utilized in at least 50% of health facilities	2017	No
	<b>Essential NCD medicines and basic technologies to treat major NCDs</b>	Number of essential NCD medicines reported as "generally available"	2017	8 out of 10
		Number of essential NCD technologies reported as "generally available"	2017	6 out of 6

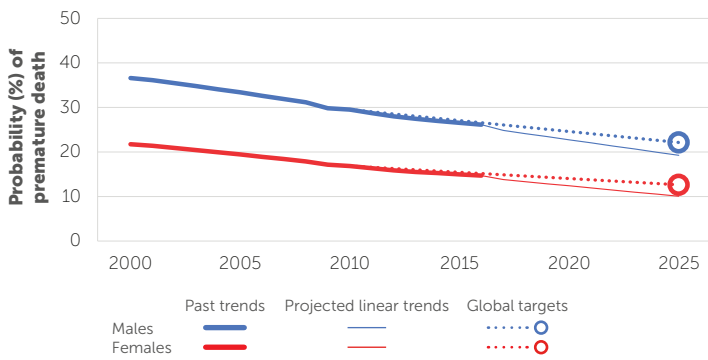
... = no data available

World Health Organization - Noncommunicable Diseases (NCD) Country Profiles, 2018.

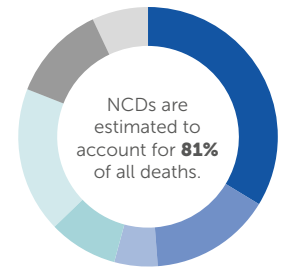
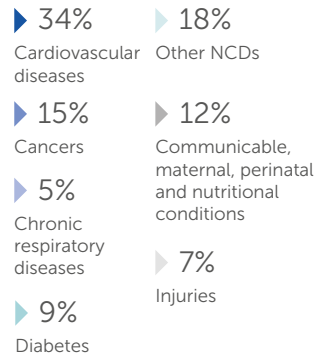
# SAMOA

2016 TOTAL POPULATION: 195 000  
2016 TOTAL DEATHS: 960

## RISK OF PREMATURE DEATH DUE TO NCDs (%)\*



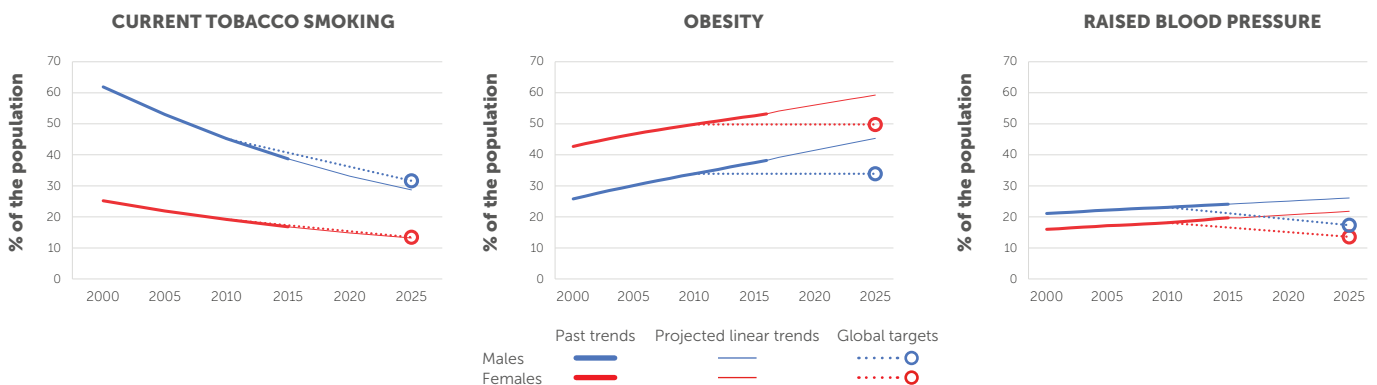
## PROPORTIONAL MORTALITY\*



## 200 LIVES CAN BE SAVED BY 2025 BY IMPLEMENTING ALL OF THE WHO "BEST BUYS"

		NATIONAL TARGET SET		DATA YEAR	MALES	FEMALES	TOTAL
<b>MORTALITY*</b>							
	<b>Premature mortality from NCDs</b>	X	Total NCD deaths	2016	430	340	770
			Risk of premature death between 30-70 years (%)	2016	26	15	21
	<b>Suicide mortality</b>	-	Suicide mortality rate (per 100 000 population)	2016	-	-	4
<b>RISK FACTORS</b>							
	<b>Harmful use of alcohol</b>	X	Total alcohol per capita consumption, adults aged 15+ (litres of pure alcohol)	2016	4	1	3
	<b>Physical inactivity</b>	X	Physical inactivity, adults aged 18+ (%)	2016	8	17	12
	<b>Salt/Sodium intake</b>	X	Mean population salt intake, adults aged 20+ (g/day)	2010	5	5	5
	<b>Tobacco use</b>	X	Current tobacco smoking, adults aged 15+ (%)	2016	37	16	27
	<b>Raised blood pressure</b>	X	Raised blood pressure, adults aged 18+ (%)	2015	24	20	22
	<b>Diabetes</b>	X	Raised blood glucose, adults aged 18+ (%)	2014	21	25	23
	<b>Obesity</b>	X	Obesity, adults aged 18+ (%)	2016	38	53	46
			Obesity, adolescents aged 10-19 (%)	2016	18	22	20
	<b>Ambient air pollution</b>	-	Exceedance of WHO guidelines level for annual PM2.5 concentration (by a multiple of)	2016	-	-	1
	<b>Household air pollution</b>	-	Population with primary reliance on polluting fuels and technologies (%)	2016	-	-	68

## SELECTED ADULT RISK FACTOR TRENDS



## NATIONAL SYSTEMS RESPONSE

			Proportion of population at high risk for CVD or with existing CVD (%)	-	...
	<b>Drug therapy to prevent heart attacks and strokes</b>	X	Proportion of high risk persons receiving any drug therapy and counselling to prevent heart attacks and strokes (%)	-	...
			Proportion of primary health care centres reported as offering CVD risk stratification	2017	Less than 25%
			Reported having CVD guidelines that are utilized in at least 50% of health facilities	2017	Yes
	<b>Essential NCD medicines and basic technologies to treat major NCDs</b>	X	Number of essential NCD medicines reported as "generally available"	2017	8 out of 10
			Number of essential NCD technologies reported as "generally available"	2017	4 out of 6

... = no data available

\* The mortality estimates for this country have a high degree of uncertainty because they are not based on any national NCD mortality data (see Explanatory Notes)












World Health Organization - Noncommunicable Diseases (NCD) Country Profiles, 2018.

## RISK OF PREMATURE DEATH DUE TO NCDs (%)†

NO DATA AVAILABLE

## PROPORTIONAL MORTALITY†

NO DATA AVAILABLE

		NATIONAL TARGET SET		DATA YEAR	MALES	FEMALES	TOTAL
<b>MORTALITY†</b>							
	<b>Premature mortality from NCDs</b>	X	Total NCD deaths	2016	...	...	...
			Risk of premature death between 30-70 years (%)	2016	...	...	...
	<b>Suicide mortality</b>	-	Suicide mortality rate (per 100 000 population)	2016	-	-	...
<b>RISK FACTORS</b>							
	<b>Harmful use of alcohol</b>	✓	Total alcohol per capita consumption, adults aged 15+ (litres of pure alcohol)	2016	...	...	...
	<b>Physical inactivity</b>	X	Physical inactivity, adults aged 18+ (%)	2016	...	...	...
	<b>Salt/Sodium intake</b>	X	Mean population salt intake, adults aged 20+ (g/day)	2010	...	...	...
	<b>Tobacco use</b>	X	Current tobacco smoking, adults aged 15+ (%)	2016	...	...	...
	<b>Raised blood pressure</b>	X	Raised blood pressure, adults aged 18+ (%)	2015	...	...	...
	<b>Diabetes</b>	X	Raised blood glucose, adults aged 18+ (%)	2014	...	...	...
	<b>Obesity</b>	X	Obesity, adults aged 18+ (%)	2016	...	...	...
			Obesity, adolescents aged 10-19 (%)	2016	...	...	...
	<b>Ambient air pollution</b>	-	Exceedance of WHO guidelines level for annual PM2.5 concentration (by a multiple of)	2016	-	-	1
	<b>Household air pollution</b>	-	Population with primary reliance on polluting fuels and technologies (%)	2016	-	-	<5

## SELECTED ADULT RISK FACTOR TRENDS

### CURRENT TOBACCO SMOKING

NO DATA AVAILABLE



### OBESITY

NO DATA AVAILABLE

### RAISED BLOOD PRESSURE

NO DATA AVAILABLE

## NATIONAL SYSTEMS RESPONSE

	<b>Drug therapy to prevent heart attacks and strokes</b>	X	Proportion of population at high risk for CVD or with existing CVD (%)	-	...
			Proportion of high risk persons receiving any drug therapy and counselling to prevent heart attacks and strokes (%)	-	...
			Proportion of primary health care centres reported as offering CVD risk stratification	2017	Don't know
			Reported having CVD guidelines that are utilized in at least 50% of health facilities	2017	No
	<b>Essential NCD medicines and basic technologies to treat major NCDs</b>	X	Number of essential NCD medicines reported as "generally available"	2017	10 out of 10
			Number of essential NCD technologies reported as "generally available"	2017	6 out of 6

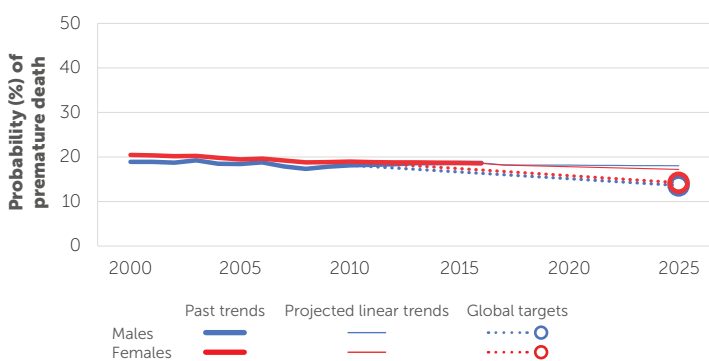
... = no data available  
† See Explanatory Notes



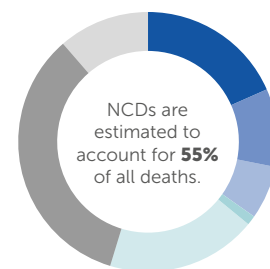
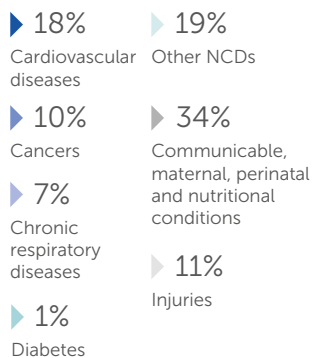
# SAO TOME AND PRINCIPE

2016 TOTAL POPULATION: 200 000  
2016 TOTAL DEATHS: 1 100

## RISK OF PREMATURE DEATH DUE TO NCDs (%)\*



## PROPORTIONAL MORTALITY\*




## 200 LIVES CAN BE SAVED BY 2025 BY IMPLEMENTING ALL OF THE WHO "BEST BUYS"

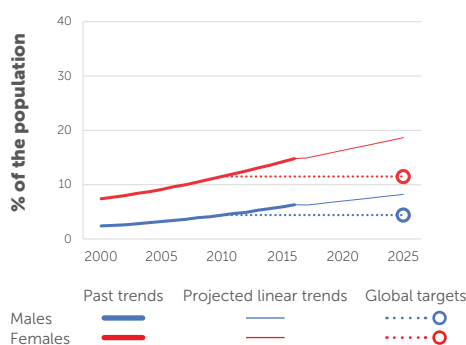
MORTALITY*		NATIONAL TARGET SET		DATA YEAR	MALES	FEMALES	TOTAL
📊	<b>Premature mortality from NCDs</b>	X	Total NCD deaths	2016	290	330	620
			Risk of premature death between 30-70 years (%)	2016	19	19	19
👤	<b>Suicide mortality</b>	-	Suicide mortality rate (per 100 000 population)	2016	-	-	2
RISK FACTORS							
🍷	<b>Harmful use of alcohol</b>	X	Total alcohol per capita consumption, adults aged 15+ (litres of pure alcohol)	2016	12	2	7
🚶	<b>Physical inactivity</b>	X	Physical inactivity, adults aged 18+ (%)	2016	9	20	15
🧂	<b>Salt/Sodium intake</b>	X	Mean population salt intake, adults aged 20+ (g/day)	2010	6	6	6
🚬	<b>Tobacco use</b>	X	Current tobacco smoking, adults aged 15+ (%)	2016	...	...	...
🩺	<b>Raised blood pressure</b>	X	Raised blood pressure, adults aged 18+ (%)	2015	21	18	20
👤	<b>Diabetes</b>	X	Raised blood glucose, adults aged 18+ (%)	2014	6	6	6
👤	<b>Obesity</b>	X	Obesity, adults aged 18+ (%)	2016	6	15	11
			Obesity, adolescents aged 10-19 (%)	2016	2	3	3
🏠	<b>Ambient air pollution</b>	-	Exceedance of WHO guidelines level for annual PM2.5 concentration (by a multiple of)	2016	-	-	3
🏠	<b>Household air pollution</b>	-	Population with primary reliance on polluting fuels and technologies (%)	2016	-	-	83

## SELECTED ADULT RISK FACTOR TRENDS

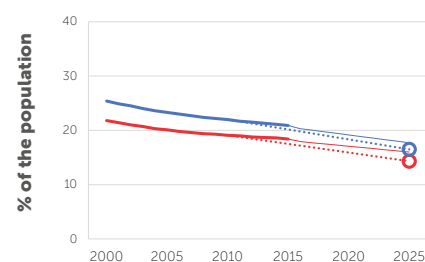
### CURRENT TOBACCO SMOKING



### OBESITY



### RAISED BLOOD PRESSURE



## NATIONAL SYSTEMS RESPONSE

👤	<b>Drug therapy to prevent heart attacks and strokes</b>	X	Proportion of population at high risk for CVD or with existing CVD (%)	-	...
			Proportion of high risk persons receiving any drug therapy and counselling to prevent heart attacks and strokes (%)	-	...
			Proportion of primary health care centres reported as offering CVD risk stratification	2017	None
			Reported having CVD guidelines that are utilized in at least 50% of health facilities	2017	No
📦	<b>Essential NCD medicines and basic technologies to treat major NCDs</b>	X	Number of essential NCD medicines reported as "generally available"	2017	9 out of 10
			Number of essential NCD technologies reported as "generally available"	2017	4 out of 6

... = no data available

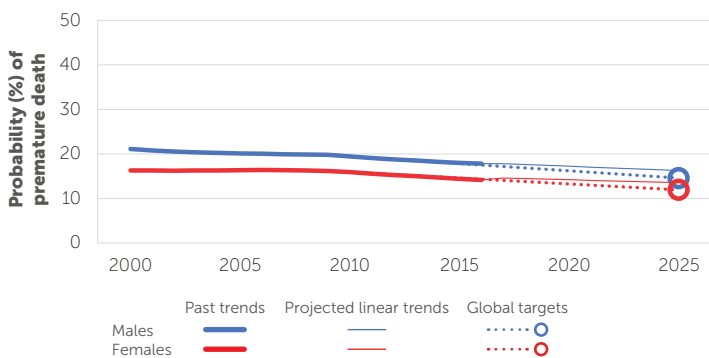
\* The mortality estimates for this country have a high degree of uncertainty because they are not based on any national NCD mortality data (see Explanatory Notes)

World Health Organization - Noncommunicable Diseases (NCD) Country Profiles, 2018.

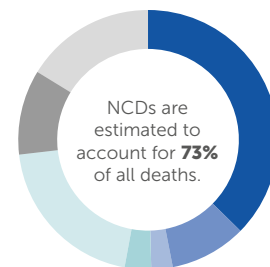
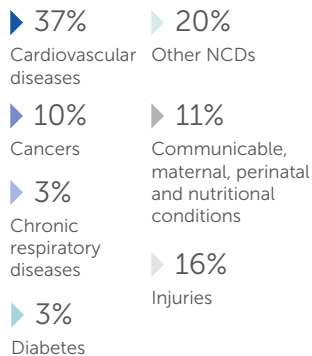
# SAUDI ARABIA

2016 TOTAL POPULATION: 32 276 000  
2016 TOTAL DEATHS: 114 000

## RISK OF PREMATURE DEATH DUE TO NCDs (%)\*



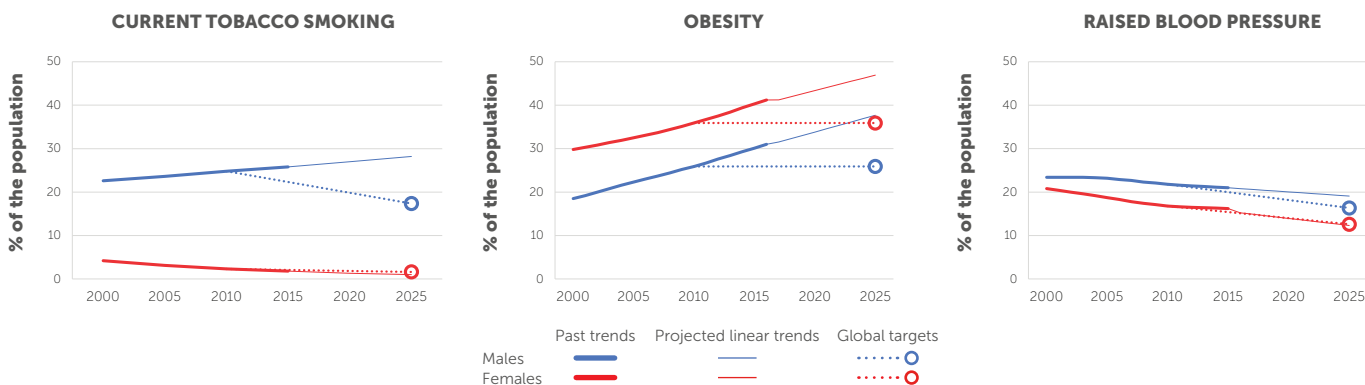
## PROPORTIONAL MORTALITY\*



**12 000 LIVES CAN BE SAVED BY 2025 BY IMPLEMENTING ALL OF THE WHO "BEST BUYS"**

MORTALITY*		NATIONAL TARGET SET		DATA YEAR	MALES	FEMALES	TOTAL
Premature mortality from NCDs	✓	Total NCD deaths	2016	48 600	34 500	83 100	
		Risk of premature death between 30-70 years (%)	2016	18	14	16	
Suicide mortality	-	Suicide mortality rate (per 100 000 population)	2016	-	-	3	
RISK FACTORS							
Harmful use of alcohol	X	Total alcohol per capita consumption, adults aged 15+ (litres of pure alcohol)	2016	0	0	0	
Physical inactivity	✓	Physical inactivity, adults aged 18+ (%)	2016	44	64	52	
Salt/Sodium intake	X	Mean population salt intake, adults aged 20+ (g/day)	2010	8	8	8	
Tobacco use	✓	Current tobacco smoking, adults aged 15+ (%)	2016	26	2	16	
Raised blood pressure	✓	Raised blood pressure, adults aged 18+ (%)	2015	21	16	19	
Diabetes	X	Raised blood glucose, adults aged 18+ (%)	2014	15	14	14	
Obesity	✓	Obesity, adults aged 18+ (%)	2016	31	41	35	
		Obesity, adolescents aged 10-19 (%)	2016	19	14	17	
Ambient air pollution	-	Exceedance of WHO guidelines level for annual PM2.5 concentration (by a multiple of)	2016	-	-	8	
Household air pollution	-	Population with primary reliance on polluting fuels and technologies (%)	2016	-	-	<5	

## SELECTED ADULT RISK FACTOR TRENDS



## NATIONAL SYSTEMS RESPONSE

Drug therapy to prevent heart attacks and strokes	X	Proportion of population at high risk for CVD or with existing CVD (%)	-	...
		Proportion of high risk persons receiving any drug therapy and counselling to prevent heart attacks and strokes (%)	-	...
		Proportion of primary health care centres reported as offering CVD risk stratification	2017	More than 50%
		Reported having CVD guidelines that are utilized in at least 50% of health facilities	2017	Yes
Essential NCD medicines and basic technologies to treat major NCDs	X	Number of essential NCD medicines reported as "generally available"	2017	10 out of 10
		Number of essential NCD technologies reported as "generally available"	2017	6 out of 6

... = no data available

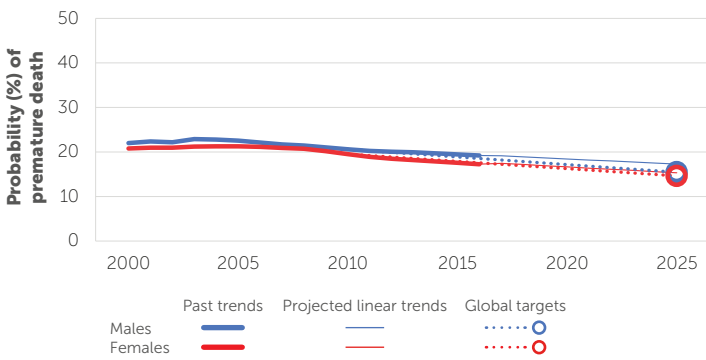
\* The mortality estimates for this country have a high degree of uncertainty because they are not based on any national NCD mortality data (see Explanatory Notes)

World Health Organization - Noncommunicable Diseases (NCD) Country Profiles, 2018.

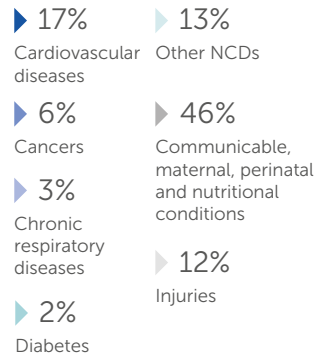
# SENEGAL

2016 TOTAL POPULATION: 15 412 000  
2016 TOTAL DEATHS: 94 000

## RISK OF PREMATURE DEATH DUE TO NCDs (%)\*



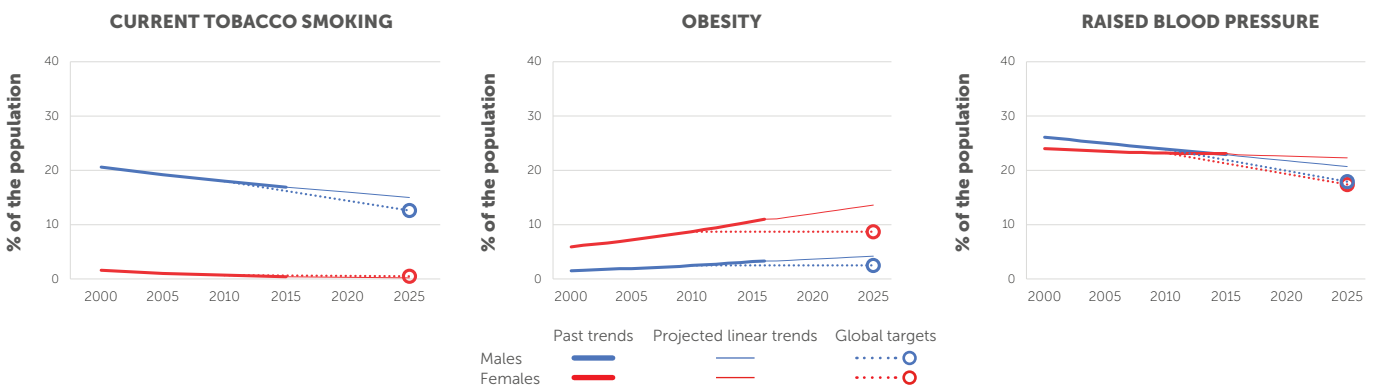
## PROPORTIONAL MORTALITY\*



9 300 LIVES CAN BE SAVED BY 2025 BY IMPLEMENTING ALL OF THE WHO "BEST BUYS"

MORTALITY*		NATIONAL TARGET SET		DATA YEAR	MALES	FEMALES	TOTAL
	<b>Premature mortality from NCDs</b>	X	Total NCD deaths	2016	19 200	20 400	39 700
			Risk of premature death between 30-70 years (%)	2016	19	17	18
	<b>Suicide mortality</b>	-	Suicide mortality rate (per 100 000 population)	2016	-	-	6
RISK FACTORS							
	<b>Harmful use of alcohol</b>	X	Total alcohol per capita consumption, adults aged 15+ (litres of pure alcohol)	2016	1	0	1
	<b>Physical inactivity</b>	X	Physical inactivity, adults aged 18+ (%)	2016	16	26	21
	<b>Salt/Sodium intake</b>	X	Mean population salt intake, adults aged 20+ (g/day)	2010	8	8	8
	<b>Tobacco use</b>	X	Current tobacco smoking, adults aged 15+ (%)	2016	17	0	8
	<b>Raised blood pressure</b>	X	Raised blood pressure, adults aged 18+ (%)	2015	23	23	23
	<b>Diabetes</b>	X	Raised blood glucose, adults aged 18+ (%)	2014	5	5	5
	<b>Obesity</b>	X	Obesity, adults aged 18+ (%)	2016	3	11	7
			Obesity, adolescents aged 10-19 (%)	2016	1	2	1
	<b>Ambient air pollution</b>	-	Exceedance of WHO guidelines level for annual PM2.5 concentration (by a multiple of)	2016	-	-	4
	<b>Household air pollution</b>	-	Population with primary reliance on polluting fuels and technologies (%)	2016	-	-	68

## SELECTED ADULT RISK FACTOR TRENDS



## NATIONAL SYSTEMS RESPONSE

	<b>Drug therapy to prevent heart attacks and strokes</b>	X	Proportion of population at high risk for CVD or with existing CVD (%)	-	...
			Proportion of high risk persons receiving any drug therapy and counselling to prevent heart attacks and strokes (%)	-	...
			Proportion of primary health care centres reported as offering CVD risk stratification	2017	None
			Reported having CVD guidelines that are utilized in at least 50% of health facilities	2017	No
	<b>Essential NCD medicines and basic technologies to treat major NCDs</b>	X	Number of essential NCD medicines reported as "generally available"	2017	5 out of 10
			Number of essential NCD technologies reported as "generally available"	2017	6 out of 6

... = no data available

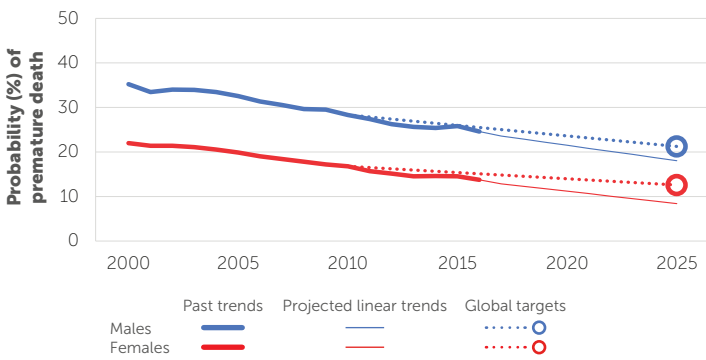
\* The mortality estimates for this country have a high degree of uncertainty because they are not based on any national NCD mortality data (see Explanatory Notes)

World Health Organization - Noncommunicable Diseases (NCD) Country Profiles, 2018.

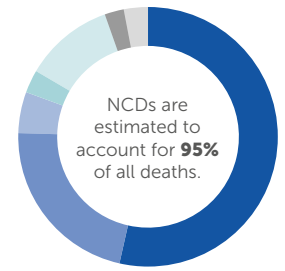
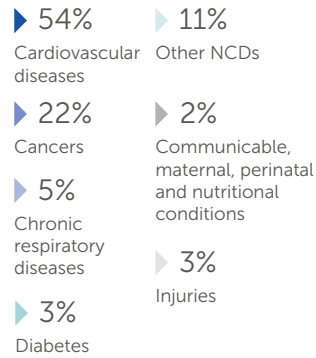
# SERBIA

2016 TOTAL POPULATION: 8 820 000  
2016 TOTAL DEATHS: 107 000

## RISK OF PREMATURE DEATH DUE TO NCDs (%)



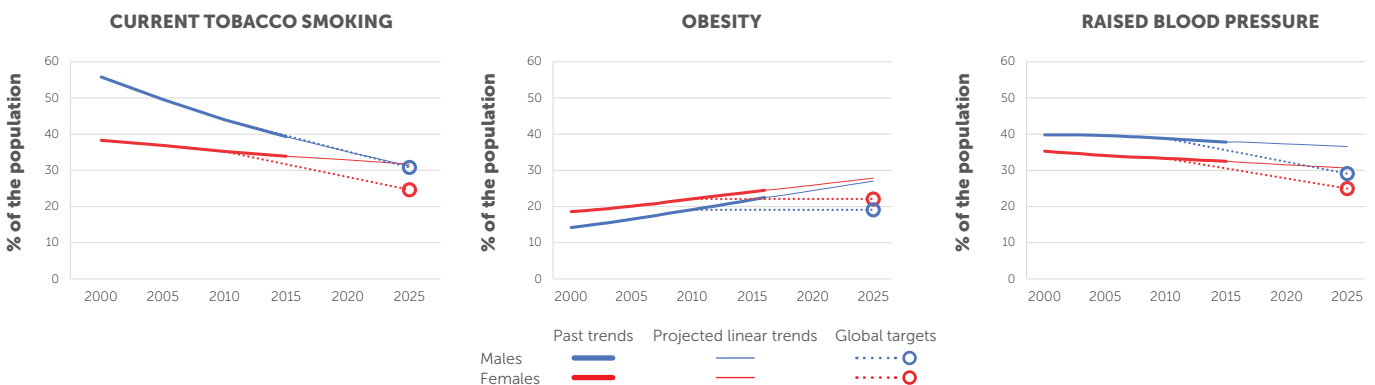
## PROPORTIONAL MORTALITY



## 200 LIVES CAN BE SAVED BY 2025 BY IMPLEMENTING ALL OF THE WHO "BEST BUYS"

		NATIONAL TARGET SET		DATA YEAR	MALES	FEMALES	TOTAL
<b>MORTALITY</b>							
	<b>Premature mortality from NCDs</b>	X	Total NCD deaths	2016	50 400	51 100	101 500
			Risk of premature death between 30-70 years (%)	2016	25	14	19
	<b>Suicide mortality</b>	-	Suicide mortality rate (per 100 000 population)	2016	-	-	16
<b>RISK FACTORS</b>							
	<b>Harmful use of alcohol</b>	X	Total alcohol per capita consumption, adults aged 15+ (litres of pure alcohol)	2016	19	4	11
	<b>Physical inactivity</b>	X	Physical inactivity, adults aged 18+ (%)	2016	36	46	41
	<b>Salt/Sodium intake</b>	X	Mean population salt intake, adults aged 20+ (g/day)	2010	10	9	9
	<b>Tobacco use</b>	X	Current tobacco smoking, adults aged 15+ (%)	2016	38	34	36
	<b>Raised blood pressure</b>	X	Raised blood pressure, adults aged 18+ (%)	2015	38	33	35
	<b>Diabetes</b>	X	Raised blood glucose, adults aged 18+ (%)	2014	9	9	9
	<b>Obesity</b>	X	Obesity, adults aged 18+ (%)	2016	23	25	24
			Obesity, adolescents aged 10-19 (%)	2016	10	5	8
	<b>Ambient air pollution</b>	-	Exceedance of WHO guidelines level for annual PM2.5 concentration (by a multiple of)	2016	-	-	2
	<b>Household air pollution</b>	-	Population with primary reliance on polluting fuels and technologies (%)	2016	-	-	24

## SELECTED ADULT RISK FACTOR TRENDS



## NATIONAL SYSTEMS RESPONSE

	<b>Drug therapy to prevent heart attacks and strokes</b>	X	Proportion of population at high risk for CVD or with existing CVD (%)	-	...
			Proportion of high risk persons receiving any drug therapy and counselling to prevent heart attacks and strokes (%)	-	...
			Proportion of primary health care centres reported as offering CVD risk stratification	2017	More than 50%
			Reported having CVD guidelines that are utilized in at least 50% of health facilities	2017	Yes
	<b>Essential NCD medicines and basic technologies to treat major NCDs</b>	X	Number of essential NCD medicines reported as "generally available"	2017	10 out of 10
			Number of essential NCD technologies reported as "generally available"	2017	6 out of 6

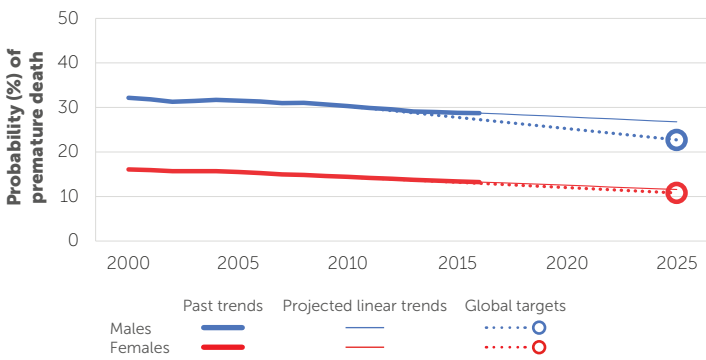
... = no data available

World Health Organization - Noncommunicable Diseases (NCD) Country Profiles, 2018.

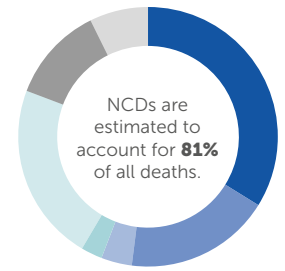
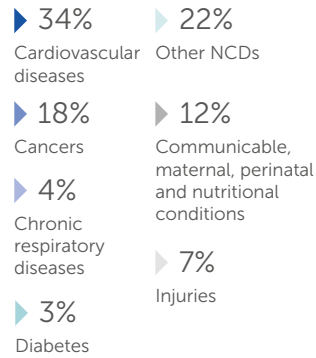
# SEYCHELLES

2016 TOTAL POPULATION: 94 000  
2016 TOTAL DEATHS: 780

## RISK OF PREMATURE DEATH DUE TO NCDs (%)\*



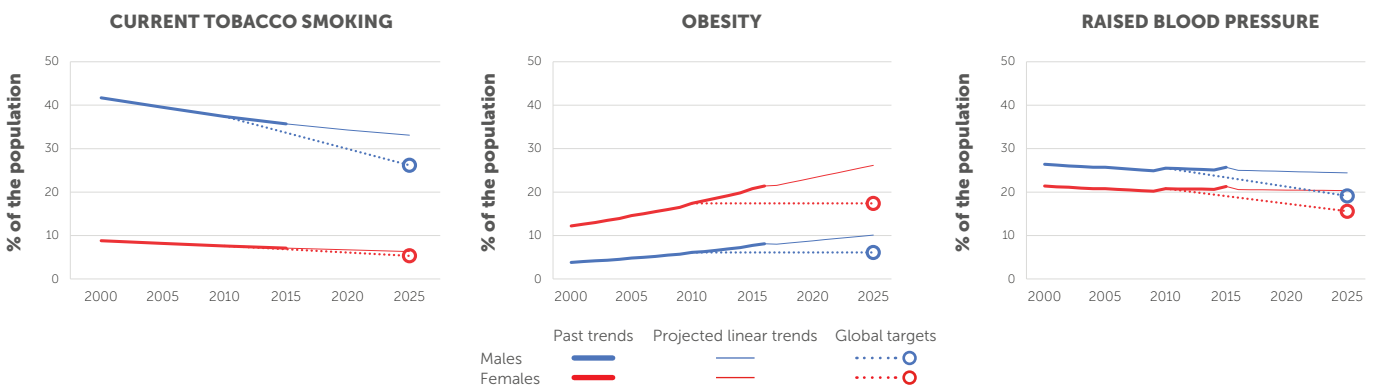
## PROPORTIONAL MORTALITY\*



**5 400 LIVES CAN BE SAVED BY 2025 BY IMPLEMENTING ALL OF THE WHO "BEST BUYS"**

MORTALITY*		NATIONAL TARGET SET		DATA YEAR	MALES	FEMALES	TOTAL
	<b>Premature mortality from NCDs</b>	✓	Total NCD deaths	2016	350	280	630
			Risk of premature death between 30-70 years (%)	2016	29	13	21
	<b>Suicide mortality</b>	-	Suicide mortality rate (per 100 000 population)	2016	-	-	9
RISK FACTORS							
	<b>Harmful use of alcohol</b>	✓	Total alcohol per capita consumption, adults aged 15+ (litres of pure alcohol)	2016	20	4	12
	<b>Physical inactivity</b>	✓	Physical inactivity, adults aged 18+ (%)	2016	18	20	19
	<b>Salt/Sodium intake</b>	✓	Mean population salt intake, adults aged 20+ (g/day)	2010	12	10	11
	<b>Tobacco use</b>	✓	Current tobacco smoking, adults aged 15+ (%)	2016	36	7	21
	<b>Raised blood pressure</b>	✓	Raised blood pressure, adults aged 18+ (%)	2015	26	21	24
	<b>Diabetes</b>	✓	Raised blood glucose, adults aged 18+ (%)	2014	10	11	10
	<b>Obesity</b>	✓	Obesity, adults aged 18+ (%)	2016	8	21	15
			Obesity, adolescents aged 10-19 (%)	2016	9	10	10
	<b>Ambient air pollution</b>	-	Exceedance of WHO guidelines level for annual PM2.5 concentration (by a multiple of)	2016	-	-	2
	<b>Household air pollution</b>	-	Population with primary reliance on polluting fuels and technologies (%)	2016	-	-	10

## SELECTED ADULT RISK FACTOR TRENDS



## NATIONAL SYSTEMS RESPONSE

	<b>Drug therapy to prevent heart attacks and strokes</b>	✓	Proportion of population at high risk for CVD or with existing CVD (%)	-	...
			Proportion of high risk persons receiving any drug therapy and counselling to prevent heart attacks and strokes (%)	-	...
			Proportion of primary health care centres reported as offering CVD risk stratification	2017	Less than 25%
			Reported having CVD guidelines that are utilized in at least 50% of health facilities	2017	Yes
	<b>Essential NCD medicines and basic technologies to treat major NCDs</b>	✓	Number of essential NCD medicines reported as "generally available"	2017	10 out of 10
			Number of essential NCD technologies reported as "generally available"	2017	5 out of 6

... = no data available

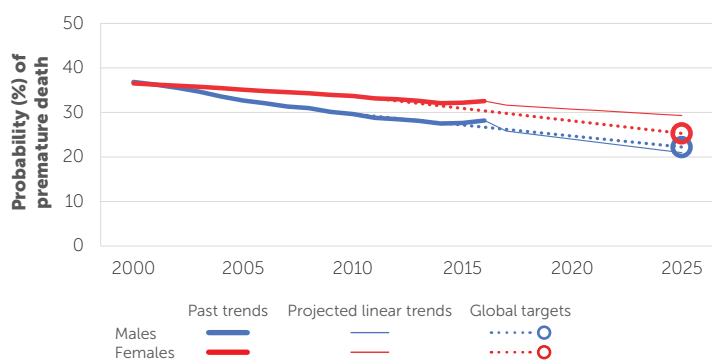
\* The mortality estimates for this country have a high degree of uncertainty because they are not based on any national NCD mortality data (see Explanatory Notes)

World Health Organization - Noncommunicable Diseases (NCD) Country Profiles, 2018.

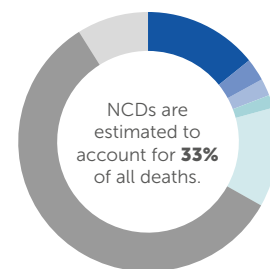
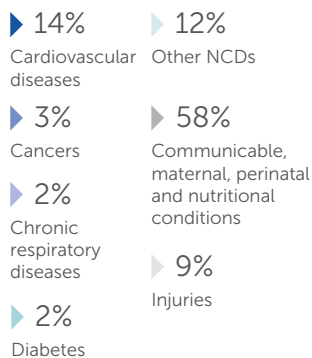
# SIERRA LEONE

2016 TOTAL POPULATION: 7 396 000  
2016 TOTAL DEATHS: 89 000

## RISK OF PREMATURE DEATH DUE TO NCDs (%)\*



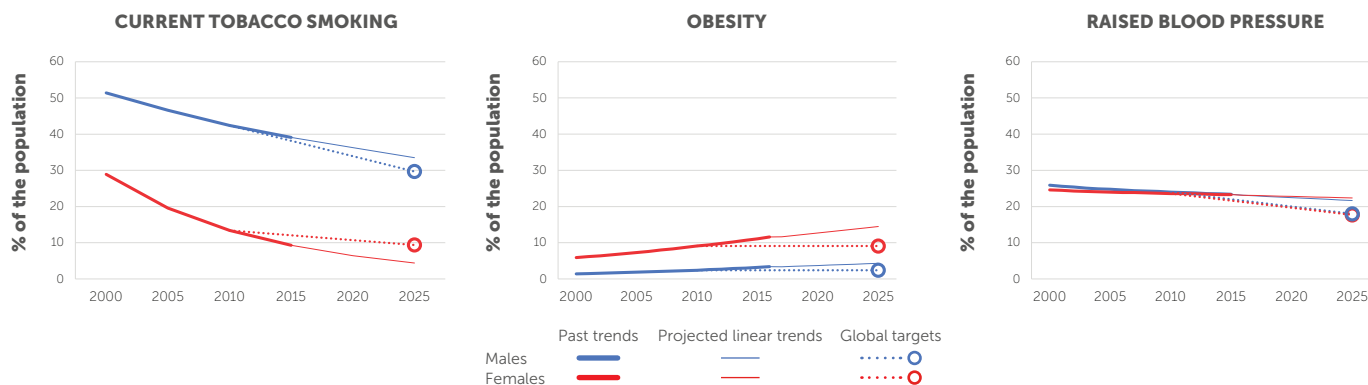
## PROPORTIONAL MORTALITY\*



9 700 LIVES CAN BE SAVED BY 2025 BY IMPLEMENTING ALL OF THE WHO "BEST BUYS"

MORTALITY*		NATIONAL TARGET SET		DATA YEAR	MALES	FEMALES	TOTAL
	<b>Premature mortality from NCDs</b>	X	Total NCD deaths	2016	14 000	15 700	29 700
			Risk of premature death between 30-70 years (%)	2016	28	33	30
	<b>Suicide mortality</b>	-	Suicide mortality rate (per 100 000 population)	2016	-	-	10
RISK FACTORS							
	<b>Harmful use of alcohol</b>	X	Total alcohol per capita consumption, adults aged 15+ (litres of pure alcohol)	2016	10	2	6
	<b>Physical inactivity</b>	X	Physical inactivity, adults aged 18+ (%)	2016	9	17	13
	<b>Salt/Sodium intake</b>	X	Mean population salt intake, adults aged 20+ (g/day)	2010	7	6	6
	<b>Tobacco use</b>	X	Current tobacco smoking, adults aged 15+ (%)	2016	39	9	23
	<b>Raised blood pressure</b>	X	Raised blood pressure, adults aged 18+ (%)	2015	23	23	23
	<b>Diabetes</b>	X	Raised blood glucose, adults aged 18+ (%)	2014	5	5	5
	<b>Obesity</b>	X	Obesity, adults aged 18+ (%)	2016	3	12	8
			Obesity, adolescents aged 10-19 (%)	2016	1	3	2
	<b>Ambient air pollution</b>	-	Exceedance of WHO guidelines level for annual PM2.5 concentration (by a multiple of)	2016	-	-	2
	<b>Household air pollution</b>	-	Population with primary reliance on polluting fuels and technologies (%)	2016	-	-	>95

## SELECTED ADULT RISK FACTOR TRENDS



## NATIONAL SYSTEMS RESPONSE

	<b>Drug therapy to prevent heart attacks and strokes</b>	X	Proportion of population at high risk for CVD or with existing CVD (%)	-	...
			Proportion of high risk persons receiving any drug therapy and counselling to prevent heart attacks and strokes (%)	-	...
			Proportion of primary health care centres reported as offering CVD risk stratification	2017	Less than 25%
			Reported having CVD guidelines that are utilized in at least 50% of health facilities	2017	No
	<b>Essential NCD medicines and basic technologies to treat major NCDs</b>	X	Number of essential NCD medicines reported as "generally available"	2017	4 out of 10
			Number of essential NCD technologies reported as "generally available"	2017	3 out of 6

... = no data available

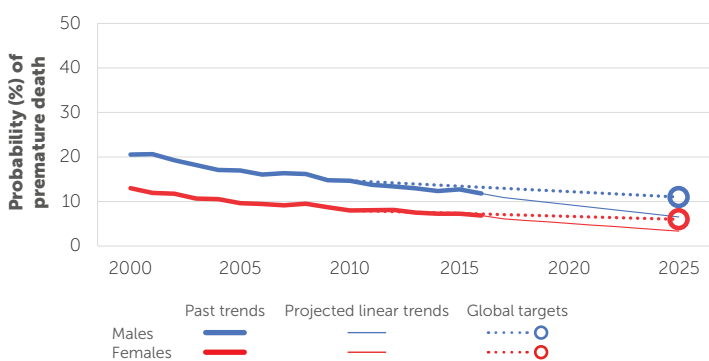
\* The mortality estimates for this country have a high degree of uncertainty because they are not based on any national NCD mortality data (see Explanatory Notes)

World Health Organization - Noncommunicable Diseases (NCD) Country Profiles, 2018.

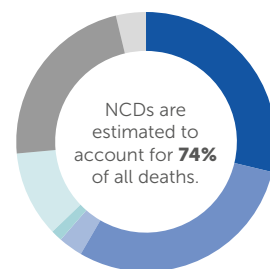
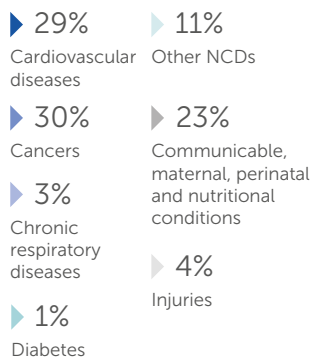
# SINGAPORE

2016 TOTAL POPULATION: 5 622 000  
2016 TOTAL DEATHS: 28 000

## RISK OF PREMATURE DEATH DUE TO NCDs (%)



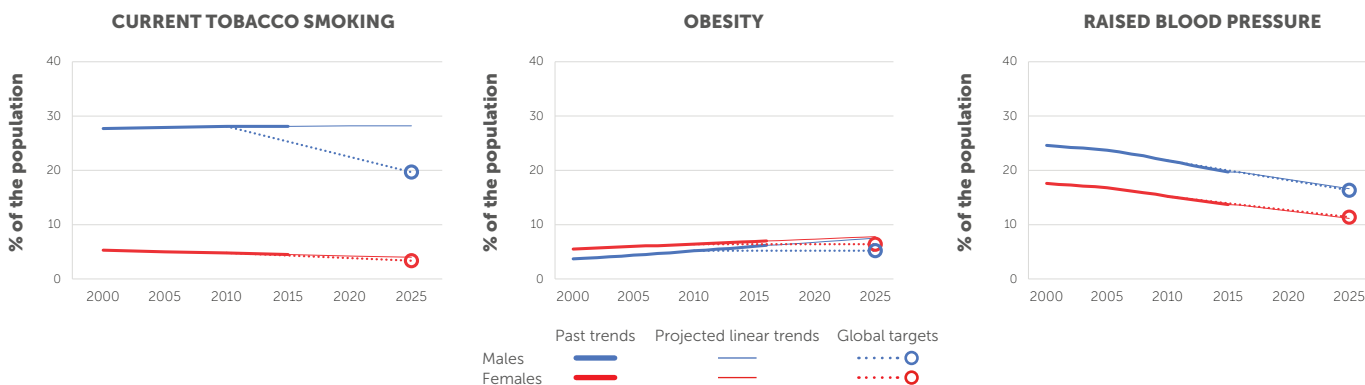
## PROPORTIONAL MORTALITY



**21 000 LIVES CAN BE SAVED BY 2025 BY IMPLEMENTING ALL OF THE WHO "BEST BUYS"**

		NATIONAL TARGET SET		DATA YEAR	MALES	FEMALES	TOTAL
<b>MORTALITY</b>							
	<b>Premature mortality from NCDs</b>	X	Total NCD deaths	2016	11 300	9 600	20 900
			Risk of premature death between 30-70 years (%)	2016	12	7	9
	<b>Suicide mortality</b>	-	Suicide mortality rate (per 100 000 population)	2016	-	-	10
<b>RISK FACTORS</b>							
	<b>Harmful use of alcohol</b>	X	Total alcohol per capita consumption, adults aged 15+ (litres of pure alcohol)	2016	3	1	2
	<b>Physical inactivity</b>	X	Physical inactivity, adults aged 18+ (%)	2016	36	40	38
	<b>Salt/Sodium intake</b>	X	Mean population salt intake, adults aged 20+ (g/day)	2010	14	12	13
	<b>Tobacco use</b>	X	Current tobacco smoking, adults aged 15+ (%)	2016	28	4	16
	<b>Raised blood pressure</b>	X	Raised blood pressure, adults aged 18+ (%)	2015	20	14	17
	<b>Diabetes</b>	X	Raised blood glucose, adults aged 18+ (%)	2014	11	8	9
	<b>Obesity</b>	✓	Obesity, adults aged 18+ (%)	2016	6	7	7
			Obesity, adolescents aged 10-19 (%)	2016	8	4	6
	<b>Ambient air pollution</b>	-	Exceedance of WHO guidelines level for annual PM2.5 concentration (by a multiple of)	2016	-	-	2
	<b>Household air pollution</b>	-	Population with primary reliance on polluting fuels and technologies (%)	2016	-	-	<5

## SELECTED ADULT RISK FACTOR TRENDS

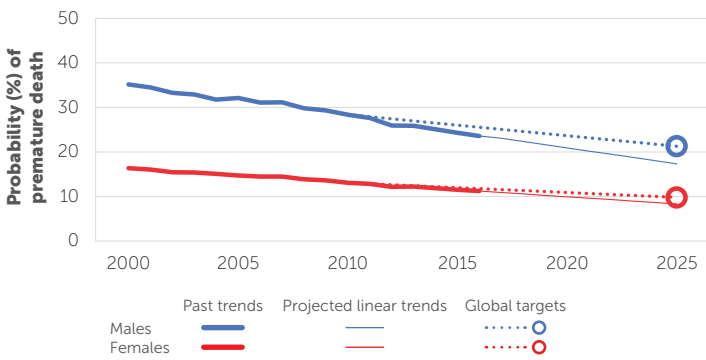


## NATIONAL SYSTEMS RESPONSE

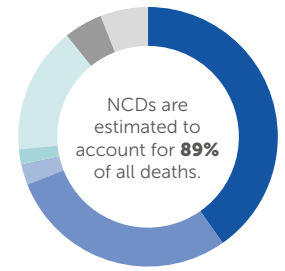
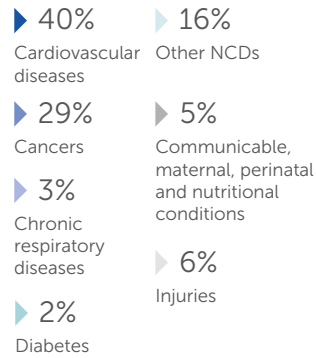
			Proportion of population at high risk for CVD or with existing CVD (%)	-	...
	<b>Drug therapy to prevent heart attacks and strokes</b>	X	Proportion of high risk persons receiving any drug therapy and counselling to prevent heart attacks and strokes (%)	-	...
			Proportion of primary health care centres reported as offering CVD risk stratification	2017	Don't know
			Reported having CVD guidelines that are utilized in at least 50% of health facilities	2017	Yes
	<b>Essential NCD medicines and basic technologies to treat major NCDs</b>	X	Number of essential NCD medicines reported as "generally available"	2017	10 out of 10
			Number of essential NCD technologies reported as "generally available"	2017	6 out of 6

... = no data available

## RISK OF PREMATURE DEATH DUE TO NCDs (%)



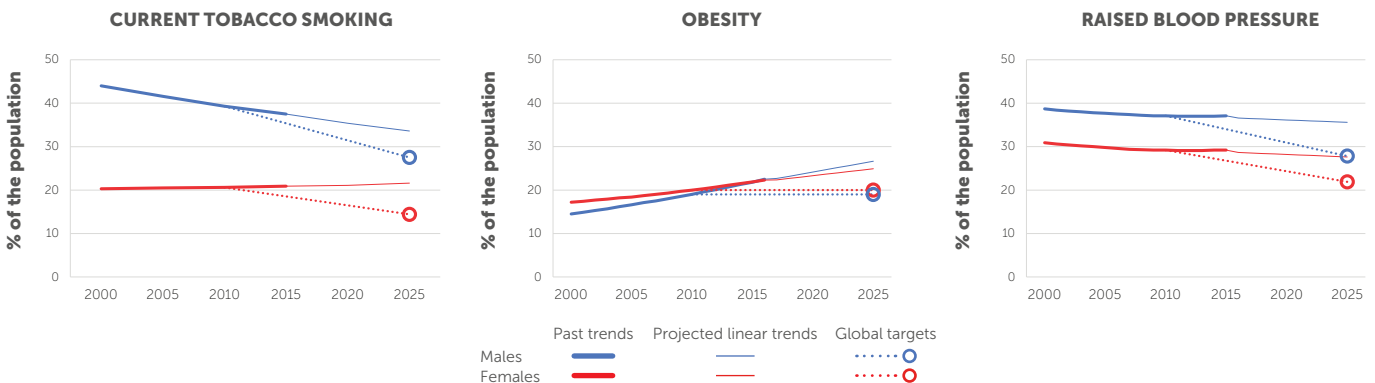
## PROPORTIONAL MORTALITY



## 8 700 LIVES CAN BE SAVED BY 2025 BY IMPLEMENTING ALL OF THE WHO "BEST BUYS"

		NATIONAL TARGET SET		DATA YEAR	MALES	FEMALES	TOTAL
<b>MORTALITY</b>							
	<b>Premature mortality from NCDs</b>	X	Total NCD deaths	2016	23 000	22 600	45 600
			Risk of premature death between 30-70 years (%)	2016	24	11	17
	<b>Suicide mortality</b>	-	Suicide mortality rate (per 100 000 population)	2016	-	-	13
<b>RISK FACTORS</b>							
	<b>Harmful use of alcohol</b>	X	Total alcohol per capita consumption, adults aged 15+ (litres of pure alcohol)	2016	19	5	11
	<b>Physical inactivity</b>	X	Physical inactivity, adults aged 18+ (%)	2016	32	40	36
	<b>Salt/Sodium intake</b>	X	Mean population salt intake, adults aged 20+ (g/day)	2010	11	10	11
	<b>Tobacco use</b>	X	Current tobacco smoking, adults aged 15+ (%)	2016	37	21	29
	<b>Raised blood pressure</b>	X	Raised blood pressure, adults aged 18+ (%)	2015	37	29	33
	<b>Diabetes</b>	X	Raised blood glucose, adults aged 18+ (%)	2014	9	8	9
	<b>Obesity</b>	X	Obesity, adults aged 18+ (%)	2016	23	22	22
			Obesity, adolescents aged 10-19 (%)	2016	9	5	7
	<b>Ambient air pollution</b>	-	Exceedance of WHO guidelines level for annual PM2.5 concentration (by a multiple of)	2016	-	-	2
	<b>Household air pollution</b>	-	Population with primary reliance on polluting fuels and technologies (%)	2016	-	-	<5

## SELECTED ADULT RISK FACTOR TRENDS



## NATIONAL SYSTEMS RESPONSE

	<b>Drug therapy to prevent heart attacks and strokes</b>	X	Proportion of population at high risk for CVD or with existing CVD (%)	-	...
			Proportion of high risk persons receiving any drug therapy and counselling to prevent heart attacks and strokes (%)	-	...
			Proportion of primary health care centres reported as offering CVD risk stratification	2017	Less than 25%
			Reported having CVD guidelines that are utilized in at least 50% of health facilities	2017	Yes
	<b>Essential NCD medicines and basic technologies to treat major NCDs</b>	X	Number of essential NCD medicines reported as "generally available"	2017	6 out of 10
			Number of essential NCD technologies reported as "generally available"	2017	6 out of 6

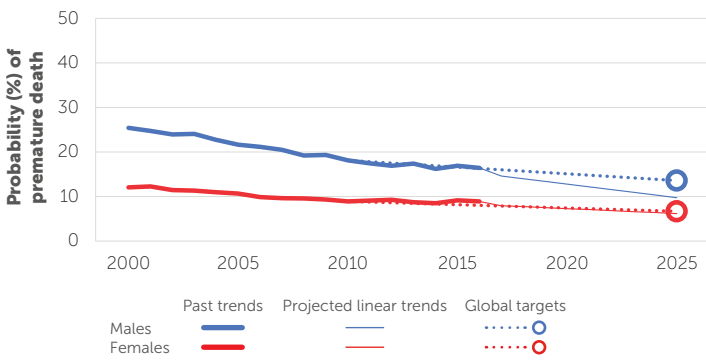
... = no data available



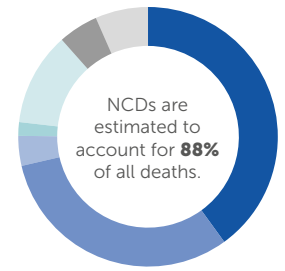
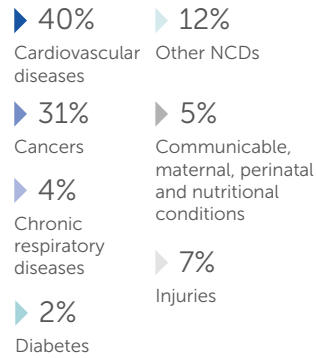
# SLOVENIA

2016 TOTAL POPULATION: 2 078 000  
2016 TOTAL DEATHS: 20 000

## RISK OF PREMATURE DEATH DUE TO NCDs (%)



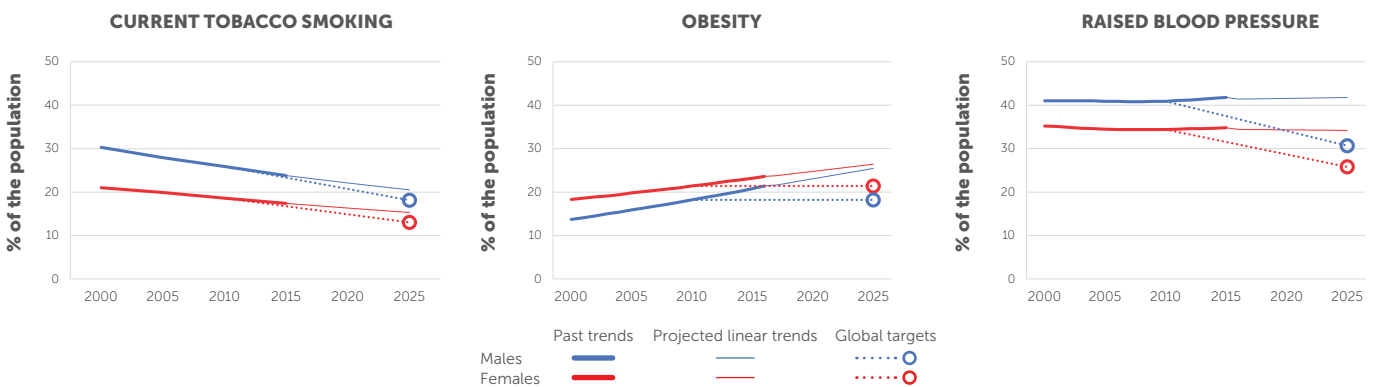
## PROPORTIONAL MORTALITY



## 300 LIVES CAN BE SAVED BY 2025 BY IMPLEMENTING ALL OF THE WHO "BEST BUYS"

		NATIONAL TARGET SET		DATA YEAR	MALES	FEMALES	TOTAL
<b>MORTALITY</b>							
	<b>Premature mortality from NCDs</b>	✓	Total NCD deaths	2016	8 500	9 100	17 700
			Risk of premature death between 30-70 years (%)	2016	16	9	13
	<b>Suicide mortality</b>	-	Suicide mortality rate (per 100 000 population)	2016	-	-	19
<b>RISK FACTORS</b>							
	<b>Harmful use of alcohol</b>	✓	Total alcohol per capita consumption, adults aged 15+ (litres of pure alcohol)	2016	20	5	13
	<b>Physical inactivity</b>	X	Physical inactivity, adults aged 18+ (%)	2016	30	40	35
	<b>Salt/Sodium intake</b>	X	Mean population salt intake, adults aged 20+ (g/day)	2010	11	10	11
	<b>Tobacco use</b>	✓	Current tobacco smoking, adults aged 15+ (%)	2016	24	17	20
	<b>Raised blood pressure</b>	X	Raised blood pressure, adults aged 18+ (%)	2015	42	35	38
	<b>Diabetes</b>	X	Raised blood glucose, adults aged 18+ (%)	2014	9	10	10
	<b>Obesity</b>	✓	Obesity, adults aged 18+ (%)	2016	21	24	23
			Obesity, adolescents aged 10-19 (%)	2016	9	6	7
	<b>Ambient air pollution</b>	-	Exceedance of WHO guidelines level for annual PM2.5 concentration (by a multiple of)	2016	-	-	2
	<b>Household air pollution</b>	-	Population with primary reliance on polluting fuels and technologies (%)	2016	-	-	<5

## SELECTED ADULT RISK FACTOR TRENDS



## NATIONAL SYSTEMS RESPONSE

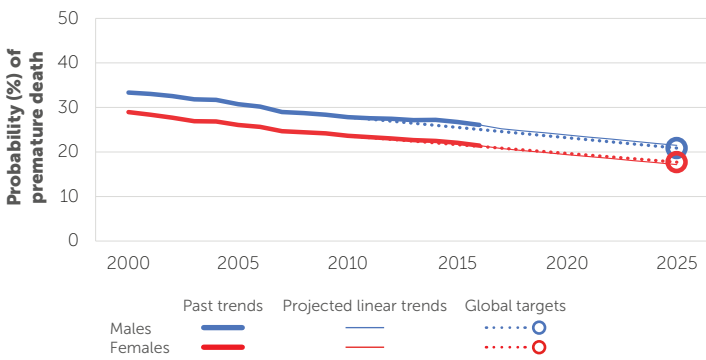
	<b>Drug therapy to prevent heart attacks and strokes</b>	✓	Proportion of population at high risk for CVD or with existing CVD (%)	-	...
			Proportion of high risk persons receiving any drug therapy and counselling to prevent heart attacks and strokes (%)	-	...
			Proportion of primary health care centres reported as offering CVD risk stratification	2017	More than 50%
			Reported having CVD guidelines that are utilized in at least 50% of health facilities	2017	Yes
	<b>Essential NCD medicines and basic technologies to treat major NCDs</b>	X	Number of essential NCD medicines reported as "generally available"	2017	10 out of 10
			Number of essential NCD technologies reported as "generally available"	2017	6 out of 6

... = no data available

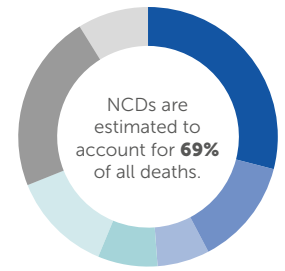
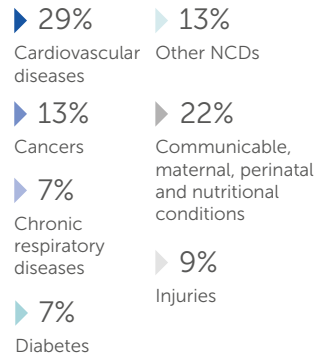
# SOLOMON ISLANDS

2016 TOTAL POPULATION: 599 000  
2016 TOTAL DEATHS: 2 800

## RISK OF PREMATURE DEATH DUE TO NCDs (%)\*



## PROPORTIONAL MORTALITY\*




## 300 LIVES CAN BE SAVED BY 2025 BY IMPLEMENTING ALL OF THE WHO "BEST BUYS"

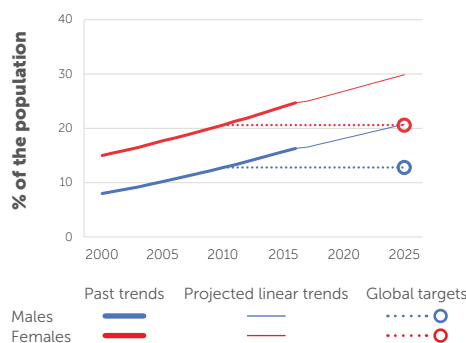
MORTALITY*		NATIONAL TARGET SET		DATA YEAR	MALES	FEMALES	TOTAL
📊	Premature mortality from NCDs	✓	Total NCD deaths	2016	1 000	870	1 900
			Risk of premature death between 30-70 years (%)	2016	26	21	24
👤	Suicide mortality	-	Suicide mortality rate (per 100 000 population)	2016	-	-	5
RISK FACTORS							
🍷	Harmful use of alcohol	✓	Total alcohol per capita consumption, adults aged 15+ (litres of pure alcohol)	2016	2	0	1
🚶	Physical inactivity	✓	Physical inactivity, adults aged 18+ (%)	2016	12	22	17
🧂	Salt/Sodium intake	✗	Mean population salt intake, adults aged 20+ (g/day)	2010	6	6	6
🚬	Tobacco use	✓	Current tobacco smoking, adults aged 15+ (%)	2016	...	...	...
🩺	Raised blood pressure	✓	Raised blood pressure, adults aged 18+ (%)	2015	17	18	17
👤	Diabetes	✓	Raised blood glucose, adults aged 18+ (%)	2014	10	12	11
👤	Obesity	✗	Obesity, adults aged 18+ (%)	2016	16	25	21
			Obesity, adolescents aged 10-19 (%)	2016	3	5	4
🏠	Ambient air pollution	-	Exceedance of WHO guidelines level for annual PM2.5 concentration (by a multiple of)	2016	-	-	1
🏠	Household air pollution	-	Population with primary reliance on polluting fuels and technologies (%)	2016	-	-	92

## SELECTED ADULT RISK FACTOR TRENDS

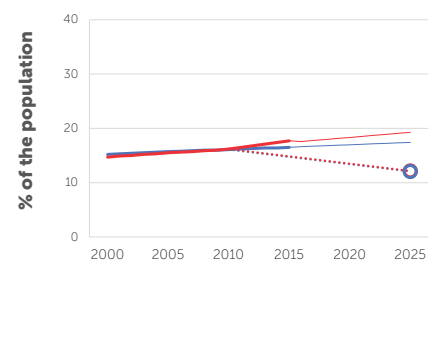
### CURRENT TOBACCO SMOKING



### OBESITY



### RAISED BLOOD PRESSURE



## NATIONAL SYSTEMS RESPONSE

👤	Drug therapy to prevent heart attacks and strokes	✗	Proportion of population at high risk for CVD or with existing CVD (%)	2015	9
			Proportion of high risk persons receiving any drug therapy and counselling to prevent heart attacks and strokes (%)	2015	11
			Proportion of primary health care centres reported as offering CVD risk stratification	2017	25% to 50%
			Reported having CVD guidelines that are utilized in at least 50% of health facilities	2017	No
📦	Essential NCD medicines and basic technologies to treat major NCDs	✗	Number of essential NCD medicines reported as "generally available"	2017	6 out of 10
			Number of essential NCD technologies reported as "generally available"	2017	4 out of 6

... = no data available

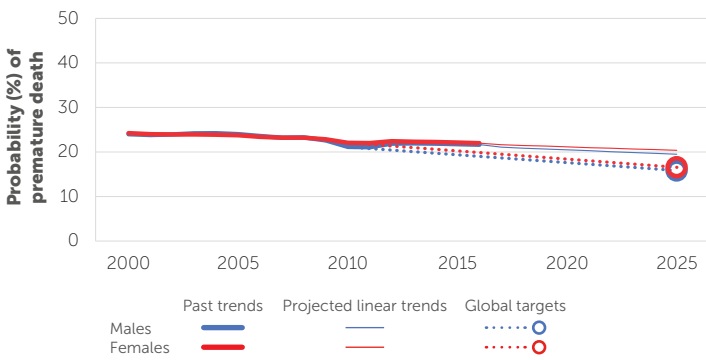
\* The mortality estimates for this country have a high degree of uncertainty because they are not based on any national NCD mortality data (see Explanatory Notes)

World Health Organization - Noncommunicable Diseases (NCD) Country Profiles, 2018.

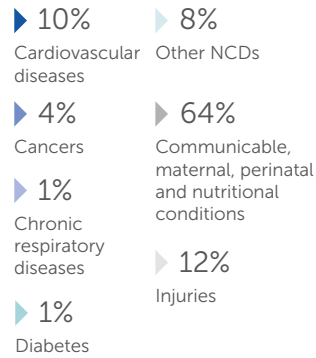
# SOMALIA

2016 TOTAL POPULATION: 14 318 000  
2016 TOTAL DEATHS: 167 000

## RISK OF PREMATURE DEATH DUE TO NCDs (%)\*



## PROPORTIONAL MORTALITY\*




**8 900 LIVES CAN BE SAVED BY 2025 BY IMPLEMENTING ALL OF THE WHO "BEST BUYS"**

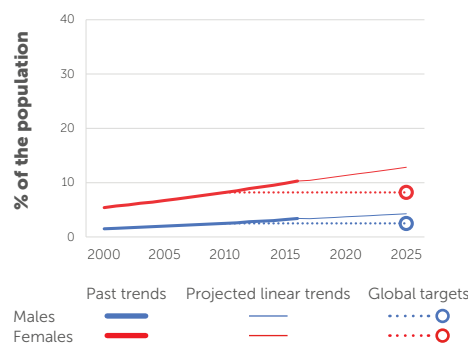
MORTALITY*		NATIONAL TARGET SET		DATA YEAR	MALES	FEMALES	TOTAL
	<b>Premature mortality from NCDs</b>	X	Total NCD deaths	2016	20 500	19 500	40 000
			Risk of premature death between 30-70 years (%)	2016	22	22	22
	<b>Suicide mortality</b>	-	Suicide mortality rate (per 100 000 population)	2016	-	-	5
RISK FACTORS							
	<b>Harmful use of alcohol</b>	X	Total alcohol per capita consumption, adults aged 15+ (litres of pure alcohol)	2016	0	0	0
	<b>Physical inactivity</b>	X	Physical inactivity, adults aged 18+ (%)	2016	...	...	...
	<b>Salt/Sodium intake</b>	X	Mean population salt intake, adults aged 20+ (g/day)	2010	6	5	5
	<b>Tobacco use</b>	X	Current tobacco smoking, adults aged 15+ (%)	2016	...	...	...
	<b>Raised blood pressure</b>	X	Raised blood pressure, adults aged 18+ (%)	2015	27	25	26
	<b>Diabetes</b>	X	Raised blood glucose, adults aged 18+ (%)	2014	5	5	5
	<b>Obesity</b>	X	Obesity, adults aged 18+ (%)	2016	3	10	7
			Obesity, adolescents aged 10-19 (%)	2016	2	3	2
	<b>Ambient air pollution</b>	-	Exceedance of WHO guidelines level for annual PM2.5 concentration (by a multiple of)	2016	-	-	3
	<b>Household air pollution</b>	-	Population with primary reliance on polluting fuels and technologies (%)	2016	-	-	>95

## SELECTED ADULT RISK FACTOR TRENDS

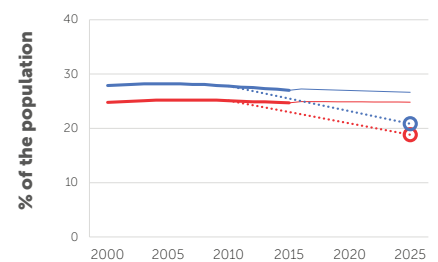
### CURRENT TOBACCO SMOKING



### OBESITY



### RAISED BLOOD PRESSURE



## NATIONAL SYSTEMS RESPONSE

	<b>Drug therapy to prevent heart attacks and strokes</b>	X	Proportion of population at high risk for CVD or with existing CVD (%)	-	...
			Proportion of high risk persons receiving any drug therapy and counselling to prevent heart attacks and strokes (%)	-	...
			Proportion of primary health care centres reported as offering CVD risk stratification	2017	None
			Reported having CVD guidelines that are utilized in at least 50% of health facilities	2017	No
	<b>Essential NCD medicines and basic technologies to treat major NCDs</b>	X	Number of essential NCD medicines reported as "generally available"	2017	4 out of 10
			Number of essential NCD technologies reported as "generally available"	2017	5 out of 6

... = no data available

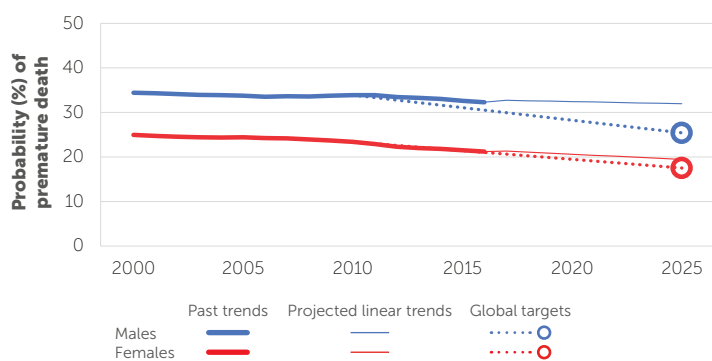
\* The mortality estimates for this country have a high degree of uncertainty because they are not based on any national NCD mortality data (see Explanatory Notes)

World Health Organization - Noncommunicable Diseases (NCD) Country Profiles, 2018.

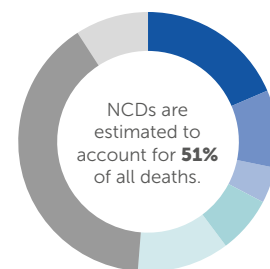
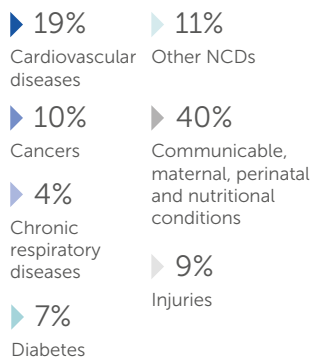
# SOUTH AFRICA

2016 TOTAL POPULATION: 56 015 000  
2016 TOTAL DEATHS: 526 000

## RISK OF PREMATURE DEATH DUE TO NCDs (%)\*



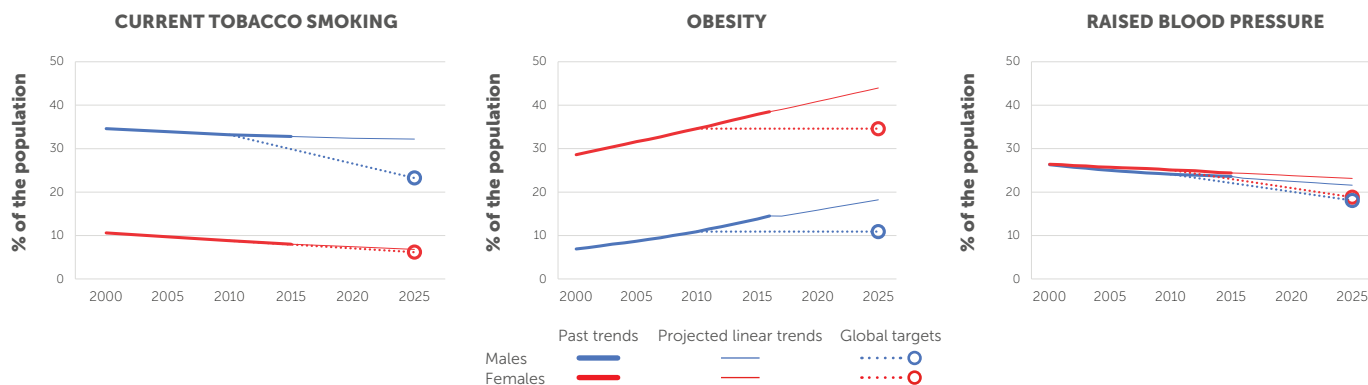
## PROPORTIONAL MORTALITY\*



**67 800 LIVES CAN BE SAVED BY 2025 BY IMPLEMENTING ALL OF THE WHO "BEST BUYS"**

MORTALITY*		NATIONAL TARGET SET		DATA YEAR	MALES	FEMALES	TOTAL
📄	<b>Premature mortality from NCDs</b>	✓	Total NCD deaths	2016	137 100	132 400	269 500
			Risk of premature death between 30-70 years (%)	2016	32	21	26
👤	<b>Suicide mortality</b>	-	Suicide mortality rate (per 100 000 population)	2016	-	-	12
RISK FACTORS							
🍷	<b>Harmful use of alcohol</b>	✓	Total alcohol per capita consumption, adults aged 15+ (litres of pure alcohol)	2016	16	3	9
🚶	<b>Physical inactivity</b>	✓	Physical inactivity, adults aged 18+ (%)	2016	26	48	37
🧂	<b>Salt/Sodium intake</b>	✓	Mean population salt intake, adults aged 20+ (g/day)	2010	7	6	6
🚬	<b>Tobacco use</b>	✓	Current tobacco smoking, adults aged 15+ (%)	2016	33	8	20
🩺	<b>Raised blood pressure</b>	✓	Raised blood pressure, adults aged 18+ (%)	2015	24	24	24
👤	<b>Diabetes</b>	✗	Raised blood glucose, adults aged 18+ (%)	2014	8	12	10
👤	<b>Obesity</b>	✓	Obesity, adults aged 18+ (%)	2016	15	39	27
			Obesity, adolescents aged 10-19 (%)	2016	9	13	11
🏠	<b>Ambient air pollution</b>	-	Exceedance of WHO guidelines level for annual PM2.5 concentration (by a multiple of)	2016	-	-	2
🏠	<b>Household air pollution</b>	-	Population with primary reliance on polluting fuels and technologies (%)	2016	-	-	15

## SELECTED ADULT RISK FACTOR TRENDS



## NATIONAL SYSTEMS RESPONSE

👤	<b>Drug therapy to prevent heart attacks and strokes</b>	✗	Proportion of population at high risk for CVD or with existing CVD (%)	-	...
			Proportion of high risk persons receiving any drug therapy and counselling to prevent heart attacks and strokes (%)	-	...
			Proportion of primary health care centres reported as offering CVD risk stratification	2017	Don't know
			Reported having CVD guidelines that are utilized in at least 50% of health facilities	2017	No
🏠	<b>Essential NCD medicines and basic technologies to treat major NCDs</b>	✓	Number of essential NCD medicines reported as "generally available"	2017	10 out of 10
			Number of essential NCD technologies reported as "generally available"	2017	5 out of 6

... = no data available

\* The mortality estimates for this country have a high degree of uncertainty because they are not based on any national NCD mortality data (see Explanatory Notes)

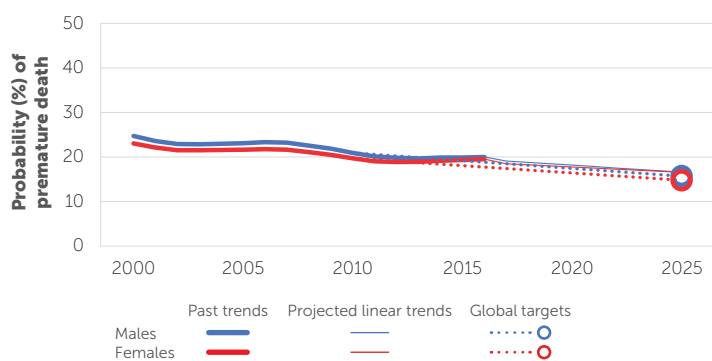
World Health Organization - Noncommunicable Diseases (NCD) Country Profiles, 2018.

# SOUTH SUDAN

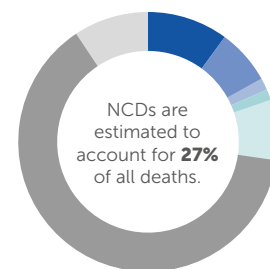
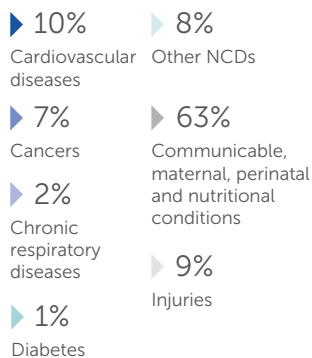
2016 TOTAL POPULATION: 12 231 000

2016 TOTAL DEATHS: 121 000

## RISK OF PREMATURE DEATH DUE TO NCDs (%)\*



## PROPORTIONAL MORTALITY\*



**8 000 LIVES CAN BE SAVED BY 2025 BY IMPLEMENTING ALL OF THE WHO "BEST BUYS"**

MORTALITY*		NATIONAL TARGET SET		DATA YEAR	MALES	FEMALES	TOTAL
📊	<b>Premature mortality from NCDs</b>	X	Total NCD deaths	2016	16 600	16 500	33 100
			Risk of premature death between 30-70 years (%)	2016	20	20	20
👤	<b>Suicide mortality</b>	-	Suicide mortality rate (per 100 000 population)	2016	-	-	4
RISK FACTORS							
🍷	<b>Harmful use of alcohol</b>	X	Total alcohol per capita consumption, adults aged 15+ (litres of pure alcohol)	2016	...	...	...
🚶	<b>Physical inactivity</b>	X	Physical inactivity, adults aged 18+ (%)	2016	...	...	...
🧂	<b>Salt/Sodium intake</b>	X	Mean population salt intake, adults aged 20+ (g/day)	2010	...	...	...
🚬	<b>Tobacco use</b>	X	Current tobacco smoking, adults aged 15+ (%)	2016	...	...	...
🩺	<b>Raised blood pressure</b>	X	Raised blood pressure, adults aged 18+ (%)	2015	...	...	...
👤	<b>Diabetes</b>	X	Raised blood glucose, adults aged 18+ (%)	2014	...	...	...
👤	<b>Obesity</b>	X	Obesity, adults aged 18+ (%)	2016	...	...	...
			Obesity, adolescents aged 10-19 (%)	2016	...	...	...
🏠	<b>Ambient air pollution</b>	-	Exceedance of WHO guidelines level for annual PM2.5 concentration (by a multiple of)	2016	-	-	4
🏠	<b>Household air pollution</b>	-	Population with primary reliance on polluting fuels and technologies (%)	2016	-	-	>95

## SELECTED ADULT RISK FACTOR TRENDS

### CURRENT TOBACCO SMOKING

NO DATA AVAILABLE

### OBESITY

NO DATA AVAILABLE

### RAISED BLOOD PRESSURE

NO DATA AVAILABLE

## NATIONAL SYSTEMS RESPONSE

🩺	<b>Drug therapy to prevent heart attacks and strokes</b>	X	Proportion of population at high risk for CVD or with existing CVD (%)	-	...
			Proportion of high risk persons receiving any drug therapy and counselling to prevent heart attacks and strokes (%)	-	...
			Proportion of primary health care centres reported as offering CVD risk stratification	2017	None
			Reported having CVD guidelines that are utilized in at least 50% of health facilities	2017	No
📦	<b>Essential NCD medicines and basic technologies to treat major NCDs</b>	X	Number of essential NCD medicines reported as "generally available"	2017	0 out of 10
			Number of essential NCD technologies reported as "generally available"	2017	3 out of 6

... = no data available

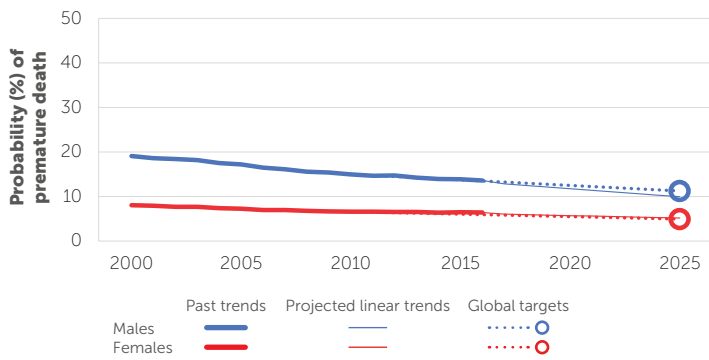
\* The mortality estimates for this country have a high degree of uncertainty because they are not based on any national NCD mortality data (see Explanatory Notes)

World Health Organization - Noncommunicable Diseases (NCD) Country Profiles, 2018.

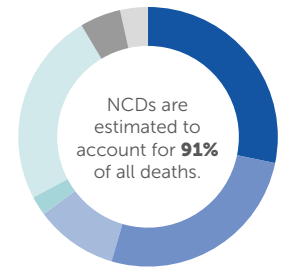
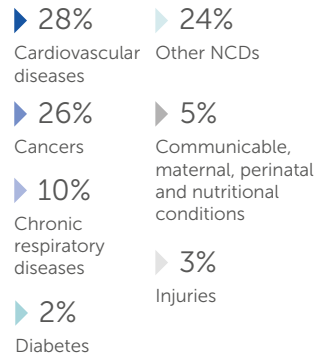
# SPAIN

2016 TOTAL POPULATION: 46 348 000  
2016 TOTAL DEATHS: 418 000

## RISK OF PREMATURE DEATH DUE TO NCDs (%)



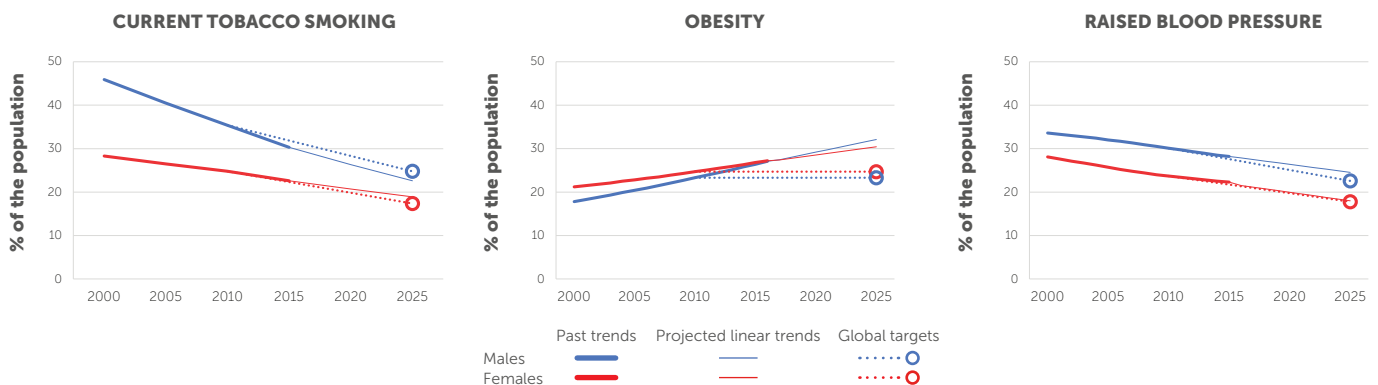
## PROPORTIONAL MORTALITY



193 000 LIVES CAN BE SAVED BY 2025 BY IMPLEMENTING ALL OF THE WHO "BEST BUYS"

MORTALITY		NATIONAL TARGET SET		DATA YEAR	MALES	FEMALES	TOTAL
	<b>Premature mortality from NCDs</b>	X	Total NCD deaths	2016	191 300	191 400	382 700
			Risk of premature death between 30-70 years (%)	2016	14	6	10
	<b>Suicide mortality</b>	-	Suicide mortality rate (per 100 000 population)	2016	-	-	9
RISK FACTORS							
	<b>Harmful use of alcohol</b>	X	Total alcohol per capita consumption, adults aged 15+ (litres of pure alcohol)	2016	16	4	10
	<b>Physical inactivity</b>	X	Physical inactivity, adults aged 18+ (%)	2016	25	34	30
	<b>Salt/Sodium intake</b>	X	Mean population salt intake, adults aged 20+ (g/day)	2010	11	10	10
	<b>Tobacco use</b>	X	Current tobacco smoking, adults aged 15+ (%)	2016	30	22	26
	<b>Raised blood pressure</b>	X	Raised blood pressure, adults aged 18+ (%)	2015	28	22	25
	<b>Diabetes</b>	X	Raised blood glucose, adults aged 18+ (%)	2014	11	8	9
	<b>Obesity</b>	X	Obesity, adults aged 18+ (%)	2016	27	27	27
			Obesity, adolescents aged 10-19 (%)	2016	11	6	9
	<b>Ambient air pollution</b>	-	Exceedance of WHO guidelines level for annual PM2.5 concentration (by a multiple of) <sup>a</sup>	2016	-	-	-
	<b>Household air pollution</b>	-	Population with primary reliance on polluting fuels and technologies (%)	2016	-	-	<5

## SELECTED ADULT RISK FACTOR TRENDS



## NATIONAL SYSTEMS RESPONSE

	<b>Drug therapy to prevent heart attacks and strokes</b>	X	Proportion of population at high risk for CVD or with existing CVD (%)	-	...
			Proportion of high risk persons receiving any drug therapy and counselling to prevent heart attacks and strokes (%)	-	...
			Proportion of primary health care centres reported as offering CVD risk stratification	2017	More than 50%
			Reported having CVD guidelines that are utilized in at least 50% of health facilities	2017	Yes
	<b>Essential NCD medicines and basic technologies to treat major NCDs</b>	X	Number of essential NCD medicines reported as "generally available"	2017	10 out of 10
			Number of essential NCD technologies reported as "generally available"	2017	6 out of 6

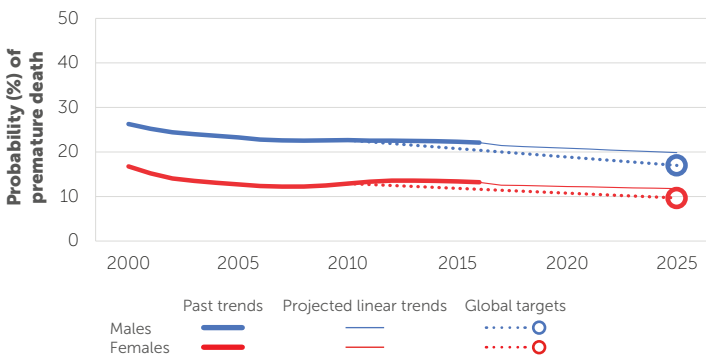
... = no data available  
° not exceeding

World Health Organization - Noncommunicable Diseases (NCD) Country Profiles, 2018.

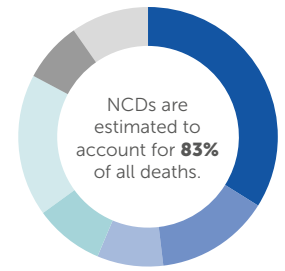
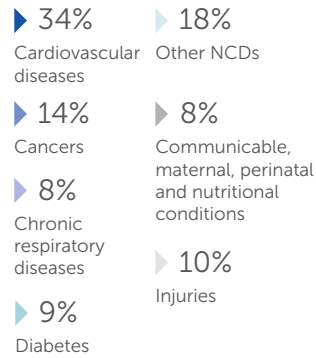
# SRI LANKA

2016 TOTAL POPULATION: 20 798 000  
2016 TOTAL DEATHS: 143 000

## RISK OF PREMATURE DEATH DUE TO NCDs (%)\*



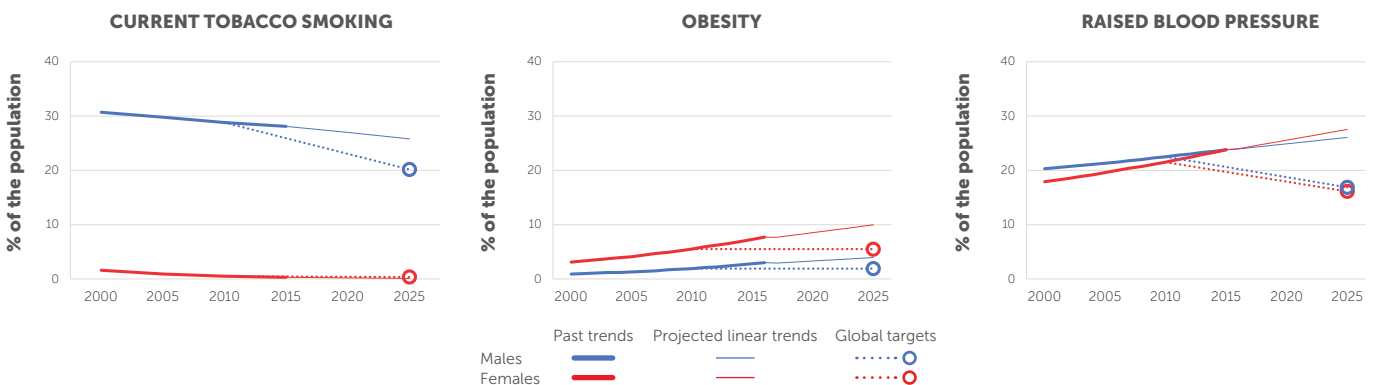
## PROPORTIONAL MORTALITY\*



17 500 LIVES CAN BE SAVED BY 2025 BY IMPLEMENTING ALL OF THE WHO "BEST BUYS"

MORTALITY*		NATIONAL TARGET SET		DATA YEAR	MALES	FEMALES	TOTAL
Premature mortality from NCDs	✓	Total NCD deaths	2016	62 600	56 100	118 700	
		Risk of premature death between 30-70 years (%)	2016	22	13	17	
Suicide mortality	-	Suicide mortality rate (per 100 000 population)	2016	-	-	15	
RISK FACTORS							
Harmful use of alcohol	✓	Total alcohol per capita consumption, adults aged 15+ (litres of pure alcohol)	2016	8	1	4	
Physical inactivity	✓	Physical inactivity, adults aged 18+ (%)	2016	21	37	29	
Salt/Sodium intake	✓	Mean population salt intake, adults aged 20+ (g/day)	2010	10	9	10	
Tobacco use	✓	Current tobacco smoking, adults aged 15+ (%)	2016	28	0	13	
Raised blood pressure	✓	Raised blood pressure, adults aged 18+ (%)	2015	24	24	24	
Diabetes	✓	Raised blood glucose, adults aged 18+ (%)	2014	7	8	8	
Obesity	✓	Obesity, adults aged 18+ (%)	2016	3	8	5	
		Obesity, adolescents aged 10-19 (%)	2016	4	4	4	
Ambient air pollution	-	Exceedance of WHO guidelines level for annual PM2.5 concentration (by a multiple of)	2016	-	-	2	
Household air pollution	-	Population with primary reliance on polluting fuels and technologies (%)	2016	-	-	74	

## SELECTED ADULT RISK FACTOR TRENDS



## NATIONAL SYSTEMS RESPONSE

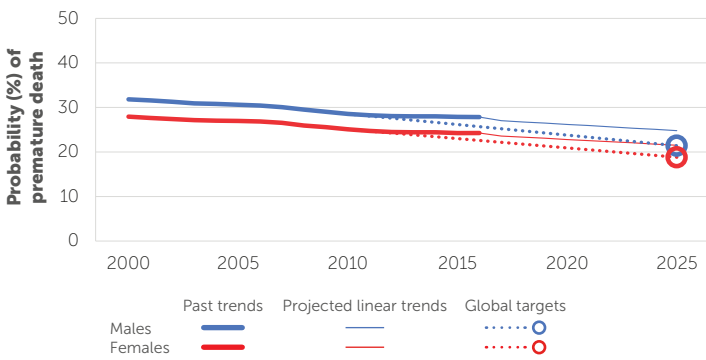
Drug therapy to prevent heart attacks and strokes	✓	Proportion of population at high risk for CVD or with existing CVD (%)	2015	9
		Proportion of high risk persons receiving any drug therapy and counselling to prevent heart attacks and strokes (%)	2015	56
		Proportion of primary health care centres reported as offering CVD risk stratification	2017	More than 50%
		Reported having CVD guidelines that are utilized in at least 50% of health facilities	2017	No
Essential NCD medicines and basic technologies to treat major NCDs	✓	Number of essential NCD medicines reported as "generally available"	2017	10 out of 10
		Number of essential NCD technologies reported as "generally available"	2017	6 out of 6

\* The mortality estimates for this country have a high degree of uncertainty because they are not based on any national NCD mortality data (see Explanatory Notes)

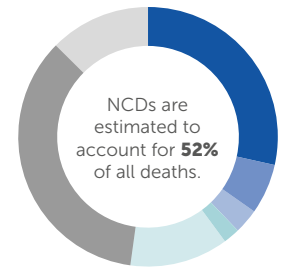
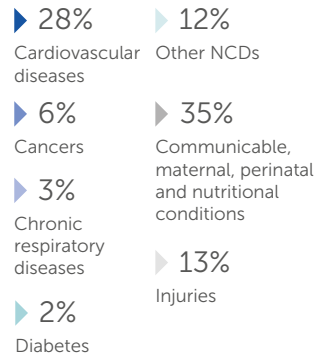
# SUDAN

2016 TOTAL POPULATION: 39 579 000  
2016 TOTAL DEATHS: 282 000

## RISK OF PREMATURE DEATH DUE TO NCDs (%)\*



## PROPORTIONAL MORTALITY\*




29 500 LIVES CAN BE SAVED BY 2025 BY IMPLEMENTING ALL OF THE WHO "BEST BUYS"


		NATIONAL TARGET SET		DATA YEAR	MALES	FEMALES	TOTAL
<b>MORTALITY*</b>							
	<b>Premature mortality from NCDs</b>	✓	Total NCD deaths	2016	74 400	72 700	147 100
			Risk of premature death between 30-70 years (%)	2016	28	24	26
	<b>Suicide mortality</b>	-	Suicide mortality rate (per 100 000 population)	2016	-	-	8
<b>RISK FACTORS</b>							
	<b>Harmful use of alcohol</b>	X	Total alcohol per capita consumption, adults aged 15+ (litres of pure alcohol)	2016	1	0	1
	<b>Physical inactivity</b>	✓	Physical inactivity, adults aged 18+ (%)	2016	...	...	...
	<b>Salt/Sodium intake</b>	X	Mean population salt intake, adults aged 20+ (g/day)	2010	...	...	...
	<b>Tobacco use</b>	✓	Current tobacco smoking, adults aged 15+ (%)	2016	...	...	...
	<b>Raised blood pressure</b>	✓	Raised blood pressure, adults aged 18+ (%)	2015	...	...	...
	<b>Diabetes</b>	✓	Raised blood glucose, adults aged 18+ (%)	2014	...	...	...
	<b>Obesity</b>	✓	Obesity, adults aged 18+ (%)	2016	...	...	...
			Obesity, adolescents aged 10-19 (%)	2016	...	...	...
	<b>Ambient air pollution</b>	-	Exceedance of WHO guidelines level for annual PM2.5 concentration (by a multiple of)	2016	-	-	5
	<b>Household air pollution</b>	-	Population with primary reliance on polluting fuels and technologies (%)	2016	-	-	59

## SELECTED ADULT RISK FACTOR TRENDS


### CURRENT TOBACCO SMOKING



### OBESITY



### RAISED BLOOD PRESSURE



## NATIONAL SYSTEMS RESPONSE

	<b>Drug therapy to prevent heart attacks and strokes</b>	X	Proportion of population at high risk for CVD or with existing CVD (%)	2016	4
			Proportion of high risk persons receiving any drug therapy and counselling to prevent heart attacks and strokes (%)	2016	41
			Proportion of primary health care centres reported as offering CVD risk stratification	2017	None
			Reported having CVD guidelines that are utilized in at least 50% of health facilities	2017	Yes
	<b>Essential NCD medicines and basic technologies to treat major NCDs</b>	✓	Number of essential NCD medicines reported as "generally available"	2017	0 out of 10
			Number of essential NCD technologies reported as "generally available"	2017	3 out of 6

... = no data available

\* The mortality estimates for this country have a high degree of uncertainty because they are not based on any national NCD mortality data (see Explanatory Notes)

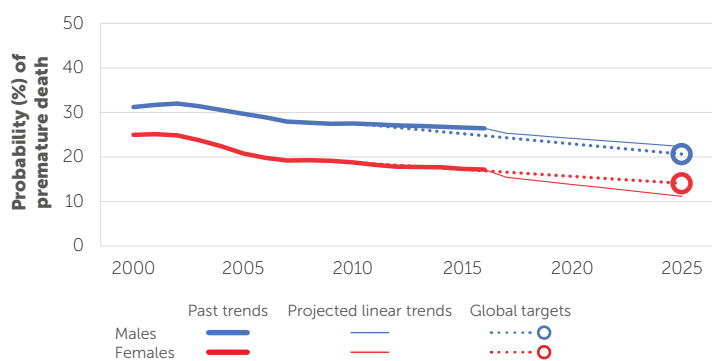
World Health Organization - Noncommunicable Diseases (NCD) Country Profiles, 2018.



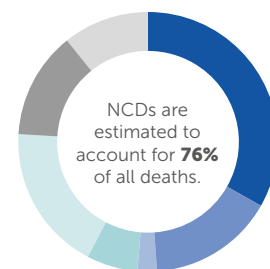
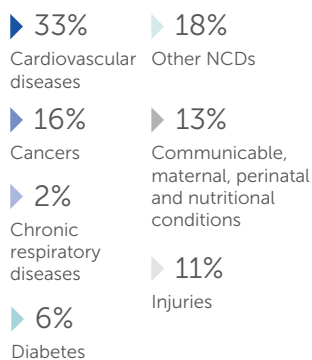
# SURINAME

2016 TOTAL POPULATION: 558 000  
2016 TOTAL DEATHS: 4 000

## RISK OF PREMATURE DEATH DUE TO NCDs (%)\*



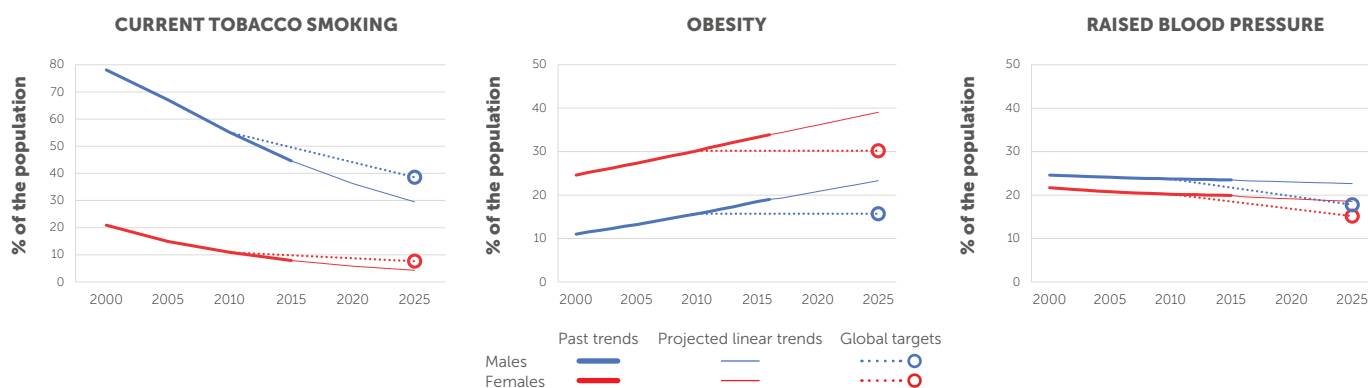
## PROPORTIONAL MORTALITY\*



**1 100 LIVES CAN BE SAVED BY 2025 BY IMPLEMENTING ALL OF THE WHO "BEST BUYS"**

MORTALITY*		NATIONAL TARGET SET		DATA YEAR	MALES	FEMALES	TOTAL
📊	<b>Premature mortality from NCDs</b>	✓	Total NCD deaths	2016	1 600	1 400	3 000
			Risk of premature death between 30-70 years (%)	2016	26	17	22
👤	<b>Suicide mortality</b>	-	Suicide mortality rate (per 100 000 population)	2016	-	-	23
RISK FACTORS							
🍷	<b>Harmful use of alcohol</b>	✓	Total alcohol per capita consumption, adults aged 15+ (litres of pure alcohol)	2016	9	2	5
🚶	<b>Physical inactivity</b>	✓	Physical inactivity, adults aged 18+ (%)	2016	37	51	44
🧂	<b>Salt/Sodium intake</b>	✗	Mean population salt intake, adults aged 20+ (g/day)	2010	8	7	7
🚬	<b>Tobacco use</b>	✓	Current tobacco smoking, adults aged 15+ (%)	2016	43	7	25
🩺	<b>Raised blood pressure</b>	✓	Raised blood pressure, adults aged 18+ (%)	2015	24	20	22
👤	<b>Diabetes</b>	✓	Raised blood glucose, adults aged 18+ (%)	2014	10	14	12
👤	<b>Obesity</b>	✓	Obesity, adults aged 18+ (%)	2016	19	34	27
			Obesity, adolescents aged 10-19 (%)	2016	14	11	12
🏠	<b>Ambient air pollution</b>	-	Exceedance of WHO guidelines level for annual PM2.5 concentration (by a multiple of)	2016	-	-	2
🏠	<b>Household air pollution</b>	-	Population with primary reliance on polluting fuels and technologies (%)	2016	-	-	10

## SELECTED ADULT RISK FACTOR TRENDS



## NATIONAL SYSTEMS RESPONSE

👤	<b>Drug therapy to prevent heart attacks and strokes</b>	✓	Proportion of population at high risk for CVD or with existing CVD (%)	-	...
			Proportion of high risk persons receiving any drug therapy and counselling to prevent heart attacks and strokes (%)	-	...
			Proportion of primary health care centres reported as offering CVD risk stratification	2017	Less than 25%
			Reported having CVD guidelines that are utilized in at least 50% of health facilities	2017	Yes
📦	<b>Essential NCD medicines and basic technologies to treat major NCDs</b>	✗	Number of essential NCD medicines reported as "generally available"	2017	10 out of 10
			Number of essential NCD technologies reported as "generally available"	2017	6 out of 6

... = no data available

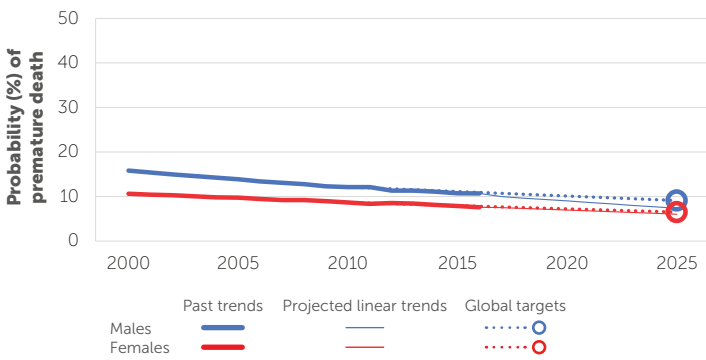
\* The mortality estimates for this country have a high degree of uncertainty because they are not based on any national NCD mortality data (see Explanatory Notes)

World Health Organization - Noncommunicable Diseases (NCD) Country Profiles, 2018.

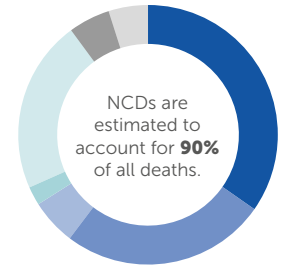
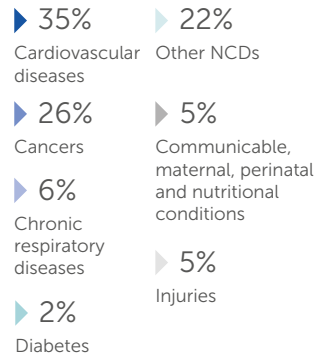
# SWEDEN

2016 TOTAL POPULATION: 9 838 000  
2016 TOTAL DEATHS: 91 000

## RISK OF PREMATURE DEATH DUE TO NCDs (%)



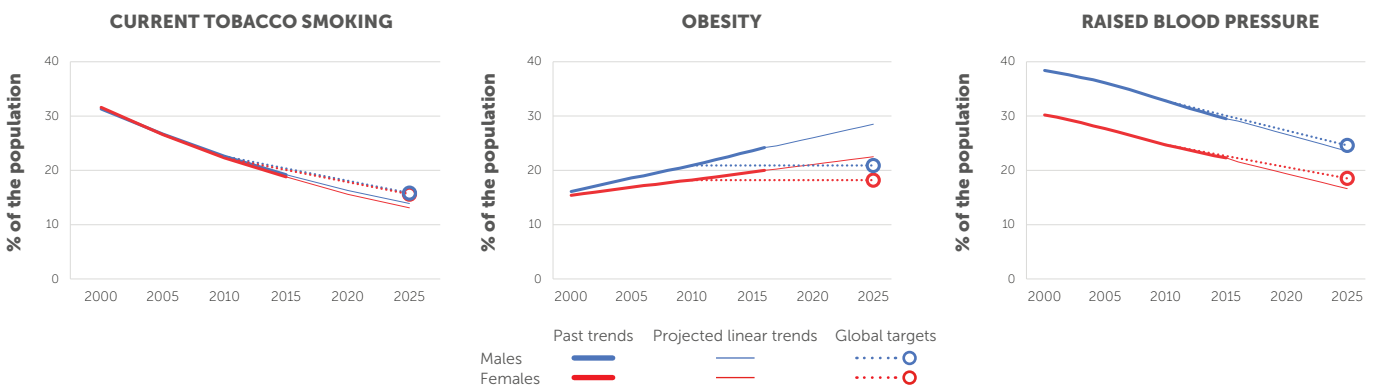
## PROPORTIONAL MORTALITY



**35 300 LIVES CAN BE SAVED BY 2025 BY IMPLEMENTING ALL OF THE WHO "BEST BUYS"**

MORTALITY		NATIONAL TARGET SET		DATA YEAR	MALES	FEMALES	TOTAL
	<b>Premature mortality from NCDs</b>	X	Total NCD deaths	2016	39 600	42 400	82 000
			Risk of premature death between 30-70 years (%)	2016	11	8	9
	<b>Suicide mortality</b>	-	Suicide mortality rate (per 100 000 population)	2016	-	-	15
RISK FACTORS							
	<b>Harmful use of alcohol</b>	X	Total alcohol per capita consumption, adults aged 15+ (litres of pure alcohol)	2016	15	4	9
	<b>Physical inactivity</b>	X	Physical inactivity, adults aged 18+ (%)	2016	23	27	25
	<b>Salt/Sodium intake</b>	X	Mean population salt intake, adults aged 20+ (g/day)	2010	10	9	9
	<b>Tobacco use</b>	X	Current tobacco smoking, adults aged 15+ (%)	2016	19	18	18
	<b>Raised blood pressure</b>	X	Raised blood pressure, adults aged 18+ (%)	2015	30	22	26
	<b>Diabetes</b>	X	Raised blood glucose, adults aged 18+ (%)	2014	8	6	7
	<b>Obesity</b>	X	Obesity, adults aged 18+ (%)	2016	24	20	22
			Obesity, adolescents aged 10-19 (%)	2016	8	4	6
	<b>Ambient air pollution</b>	-	Exceedance of WHO guidelines level for annual PM2.5 concentration (by a multiple of) <sup>a</sup>	2016	-	-	-
	<b>Household air pollution</b>	-	Population with primary reliance on polluting fuels and technologies (%)	2016	-	-	<5

## SELECTED ADULT RISK FACTOR TRENDS



## NATIONAL SYSTEMS RESPONSE

	<b>Drug therapy to prevent heart attacks and strokes</b>	X	Proportion of population at high risk for CVD or with existing CVD (%)	-	...
			Proportion of high risk persons receiving any drug therapy and counselling to prevent heart attacks and strokes (%)	-	...
			Proportion of primary health care centres reported as offering CVD risk stratification	2017	More than 50%
			Reported having CVD guidelines that are utilized in at least 50% of health facilities	2017	Yes
	<b>Essential NCD medicines and basic technologies to treat major NCDs</b>	X	Number of essential NCD medicines reported as "generally available"	2017	10 out of 10
			Number of essential NCD technologies reported as "generally available"	2017	6 out of 6

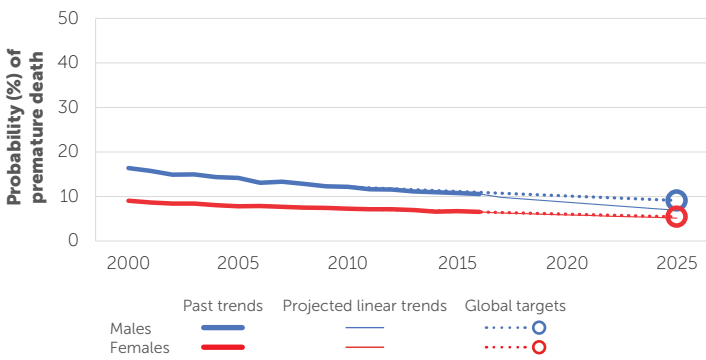
... = no data available  
° not exceeding

World Health Organization - Noncommunicable Diseases (NCD) Country Profiles, 2018.

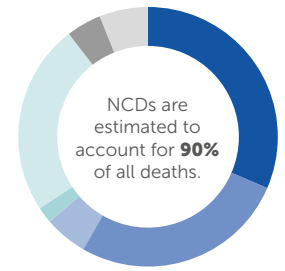
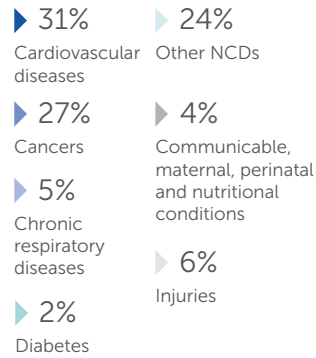
# SWITZERLAND

2016 TOTAL POPULATION: 8 402 000  
2016 TOTAL DEATHS: 68 000

## RISK OF PREMATURE DEATH DUE TO NCDs (%)



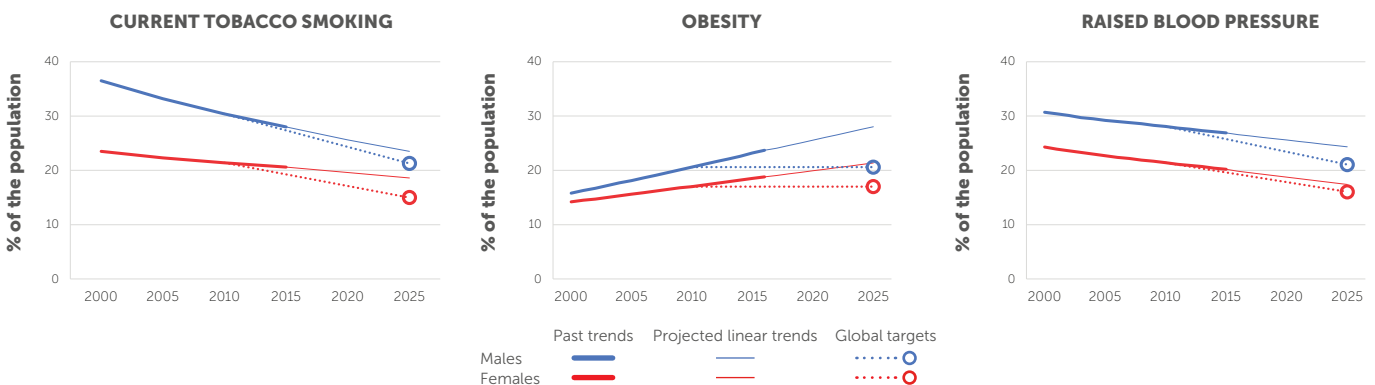
## PROPORTIONAL MORTALITY



**34 700 LIVES CAN BE SAVED BY 2025 BY IMPLEMENTING ALL OF THE WHO "BEST BUYS"**

		NATIONAL TARGET SET		DATA YEAR	MALES	FEMALES	TOTAL
<b>MORTALITY</b>							
	<b>Premature mortality from NCDs</b>	X	Total NCD deaths	2016	29 100	31 600	60 700
			Risk of premature death between 30-70 years (%)	2016	11	7	9
	<b>Suicide mortality</b>	-	Suicide mortality rate (per 100 000 population)	2016	-	-	17
<b>RISK FACTORS</b>							
	<b>Harmful use of alcohol</b>	X	Total alcohol per capita consumption, adults aged 15+ (litres of pure alcohol)	2016	18	5	11
	<b>Physical inactivity</b>	X	Physical inactivity, adults aged 18+ (%)	2016	23	28	26
	<b>Salt/Sodium intake</b>	X	Mean population salt intake, adults aged 20+ (g/day)	2010	10	9	9
	<b>Tobacco use</b>	X	Current tobacco smoking, adults aged 15+ (%)	2016	27	20	24
	<b>Raised blood pressure</b>	X	Raised blood pressure, adults aged 18+ (%)	2015	27	20	24
	<b>Diabetes</b>	X	Raised blood glucose, adults aged 18+ (%)	2014	7	4	6
	<b>Obesity</b>	X	Obesity, adults aged 18+ (%)	2016	24	19	21
			Obesity, adolescents aged 10-19 (%)	2016	6	4	5
	<b>Ambient air pollution</b>	-	Exceedance of WHO guidelines level for annual PM2.5 concentration (by a multiple of)	2016	-	-	1
	<b>Household air pollution</b>	-	Population with primary reliance on polluting fuels and technologies (%)	2016	-	-	<5

## SELECTED ADULT RISK FACTOR TRENDS



## NATIONAL SYSTEMS RESPONSE

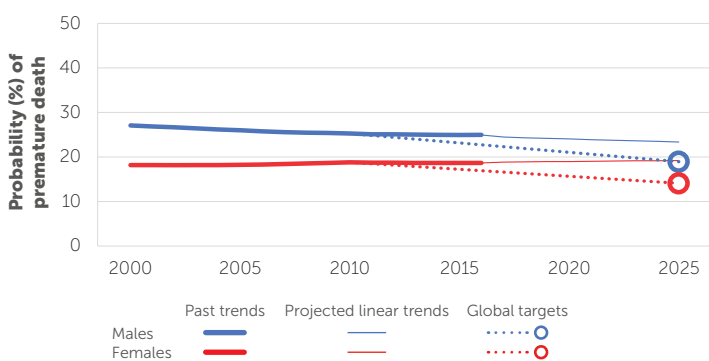
			Proportion of population at high risk for CVD or with existing CVD (%)	-	...
	<b>Drug therapy to prevent heart attacks and strokes</b>	X	Proportion of high risk persons receiving any drug therapy and counselling to prevent heart attacks and strokes (%)	-	...
			Proportion of primary health care centres reported as offering CVD risk stratification	2017	More than 50%
			Reported having CVD guidelines that are utilized in at least 50% of health facilities	2017	Yes
	<b>Essential NCD medicines and basic technologies to treat major NCDs</b>	X	Number of essential NCD medicines reported as "generally available"	2017	10 out of 10
			Number of essential NCD technologies reported as "generally available"	2017	6 out of 6

... = no data available

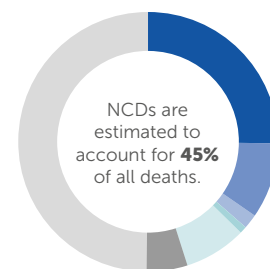
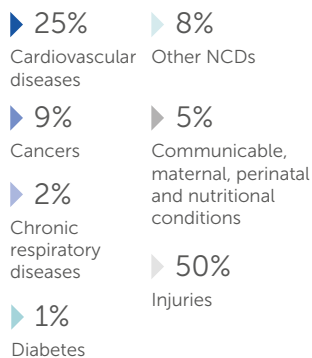
# SYRIAN ARAB REPUBLIC

2016 TOTAL POPULATION: 18 430 000  
2016 TOTAL DEATHS: 150 000

## RISK OF PREMATURE DEATH DUE TO NCDs (%)\*



## PROPORTIONAL MORTALITY\*




**14 300 LIVES CAN BE SAVED BY 2025 BY IMPLEMENTING ALL OF THE WHO "BEST BUYS"**

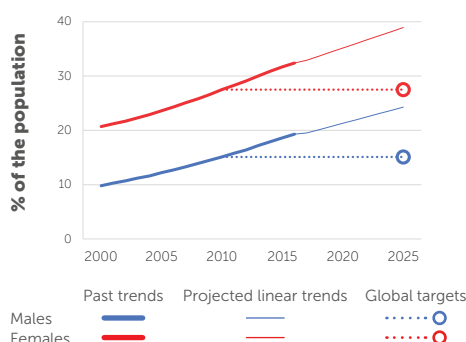
MORTALITY*		NATIONAL TARGET SET		DATA YEAR	MALES	FEMALES	TOTAL
	<b>Premature mortality from NCDs</b>	X	Total NCD deaths	2016	34 600	33 200	67 800
			Risk of premature death between 30-70 years (%)	2016	25	19	22
	<b>Suicide mortality</b>	-	Suicide mortality rate (per 100 000 population)	2016	-	-	2
RISK FACTORS							
	<b>Harmful use of alcohol</b>	X	Total alcohol per capita consumption, adults aged 15+ (litres of pure alcohol)	2016	1	0	0
	<b>Physical inactivity</b>	X	Physical inactivity, adults aged 18+ (%)	2016	...	...	...
	<b>Salt/Sodium intake</b>	X	Mean population salt intake, adults aged 20+ (g/day)	2010	11	10	11
	<b>Tobacco use</b>	X	Current tobacco smoking, adults aged 15+ (%)	2016	...	...	...
	<b>Raised blood pressure</b>	X	Raised blood pressure, adults aged 18+ (%)	2015	21	19	20
	<b>Diabetes</b>	X	Raised blood glucose, adults aged 18+ (%)	2014	11	13	12
	<b>Obesity</b>	X	Obesity, adults aged 18+ (%)	2016	19	32	26
			Obesity, adolescents aged 10-19 (%)	2016	10	9	10
	<b>Ambient air pollution</b>	-	Exceedance of WHO guidelines level for annual PM2.5 concentration (by a multiple of)	2016	-	-	4
	<b>Household air pollution</b>	-	Population with primary reliance on polluting fuels and technologies (%)	2016	-	-	<5

## SELECTED ADULT RISK FACTOR TRENDS

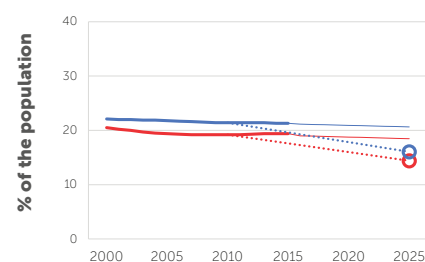
### CURRENT TOBACCO SMOKING



### OBESITY



### RAISED BLOOD PRESSURE



## NATIONAL SYSTEMS RESPONSE

	<b>Drug therapy to prevent heart attacks and strokes</b>	X	Proportion of population at high risk for CVD or with existing CVD (%)	-	...
			Proportion of high risk persons receiving any drug therapy and counselling to prevent heart attacks and strokes (%)	-	...
			Proportion of primary health care centres reported as offering CVD risk stratification	2017	25% to 50%
			Reported having CVD guidelines that are utilized in at least 50% of health facilities	2017	No
	<b>Essential NCD medicines and basic technologies to treat major NCDs</b>	X	Number of essential NCD medicines reported as "generally available"	2017	10 out of 10
			Number of essential NCD technologies reported as "generally available"	2017	5 out of 6

... = no data available

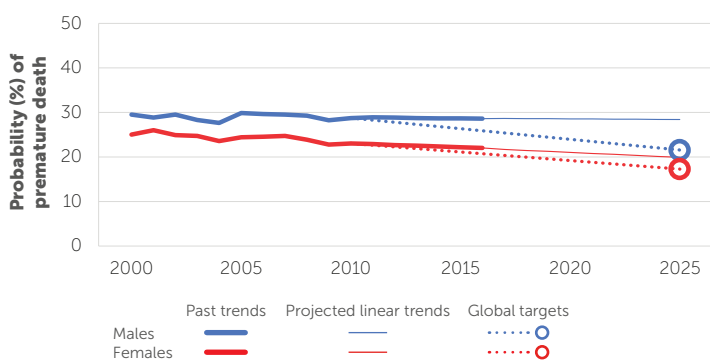
\* The mortality estimates for this country have a high degree of uncertainty because they are not based on any national NCD mortality data (see Explanatory Notes)

World Health Organization - Noncommunicable Diseases (NCD) Country Profiles, 2018.

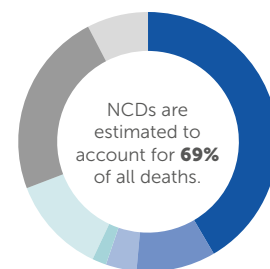
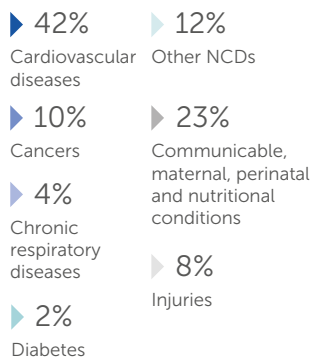
# TAJIKISTAN

2016 TOTAL POPULATION: 8 735 000  
2016 TOTAL DEATHS: 46 000

## RISK OF PREMATURE DEATH DUE TO NCDs (%)\*



## PROPORTIONAL MORTALITY\*



9 300 LIVES CAN BE SAVED BY 2025 BY IMPLEMENTING ALL OF THE WHO "BEST BUYS"

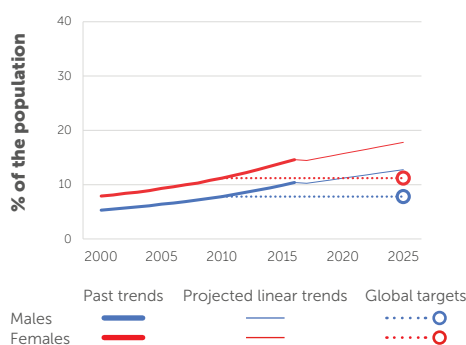
MORTALITY*		NATIONAL TARGET SET		DATA YEAR	MALES	FEMALES	TOTAL
Premature mortality from NCDs	✓	Total NCD deaths		2016	17 000	14 900	31 900
		Risk of premature death between 30-70 years (%)		2016	29	22	25
Suicide mortality	-	Suicide mortality rate (per 100 000 population)		2016	-	-	2
RISK FACTORS							
Harmful use of alcohol	X	Total alcohol per capita consumption, adults aged 15+ (litres of pure alcohol)		2016	6	1	3
Physical inactivity	✓	Physical inactivity, adults aged 18+ (%)		2016	19	37	28
Salt/Sodium intake	X	Mean population salt intake, adults aged 20+ (g/day)		2010	14	13	14
Tobacco use	✓	Current tobacco smoking, adults aged 15+ (%)		2016	...	...	...
Raised blood pressure	✓	Raised blood pressure, adults aged 18+ (%)		2015	21	20	21
Diabetes	X	Raised blood glucose, adults aged 18+ (%)		2014	8	8	8
Obesity	✓	Obesity, adults aged 18+ (%)		2016	10	15	13
		Obesity, adolescents aged 10-19 (%)		2016	3	2	2
Ambient air pollution	-	Exceedance of WHO guidelines level for annual PM2.5 concentration (by a multiple of)		2016	-	-	4
Household air pollution	-	Population with primary reliance on polluting fuels and technologies (%)		2016	-	-	20

## SELECTED ADULT RISK FACTOR TRENDS

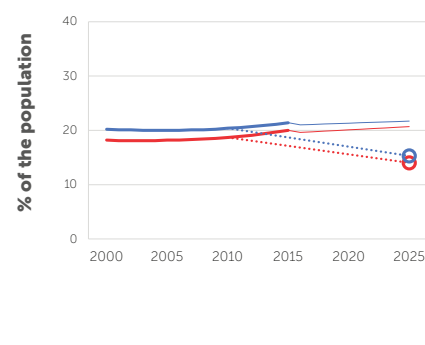
### CURRENT TOBACCO SMOKING

NO DATA AVAILABLE

### OBESITY



### RAISED BLOOD PRESSURE



## NATIONAL SYSTEMS RESPONSE

Drug therapy to prevent heart attacks and strokes	X	Proportion of population at high risk for CVD or with existing CVD (%)	2016	10
		Proportion of high risk persons receiving any drug therapy and counselling to prevent heart attacks and strokes (%)	2016	54
		Proportion of primary health care centres reported as offering CVD risk stratification	2017	Less than 25%
		Reported having CVD guidelines that are utilized in at least 50% of health facilities	2017	Yes
Essential NCD medicines and basic technologies to treat major NCDs	X	Number of essential NCD medicines reported as "generally available"	2017	9 out of 10
		Number of essential NCD technologies reported as "generally available"	2017	4 out of 6

... = no data available

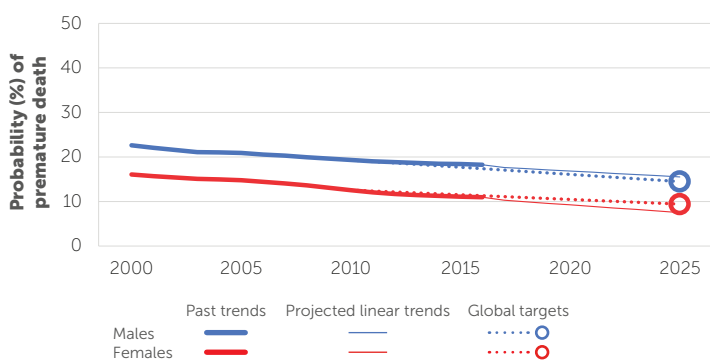
\* The mortality estimates for this country have a high degree of uncertainty because they are not based on any national NCD mortality data (see Explanatory Notes)

World Health Organization - Noncommunicable Diseases (NCD) Country Profiles, 2018.

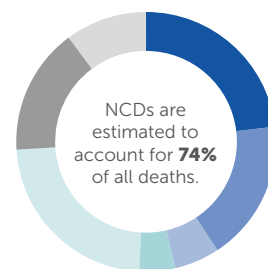
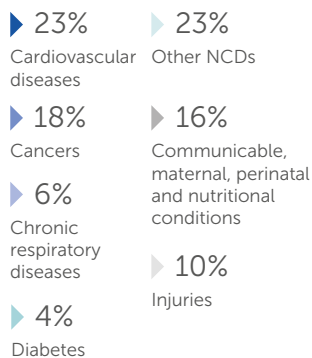
# THAILAND

2016 TOTAL POPULATION: 68 864 000  
2016 TOTAL DEATHS: 539 000

## RISK OF PREMATURE DEATH DUE TO NCDs (%)\*



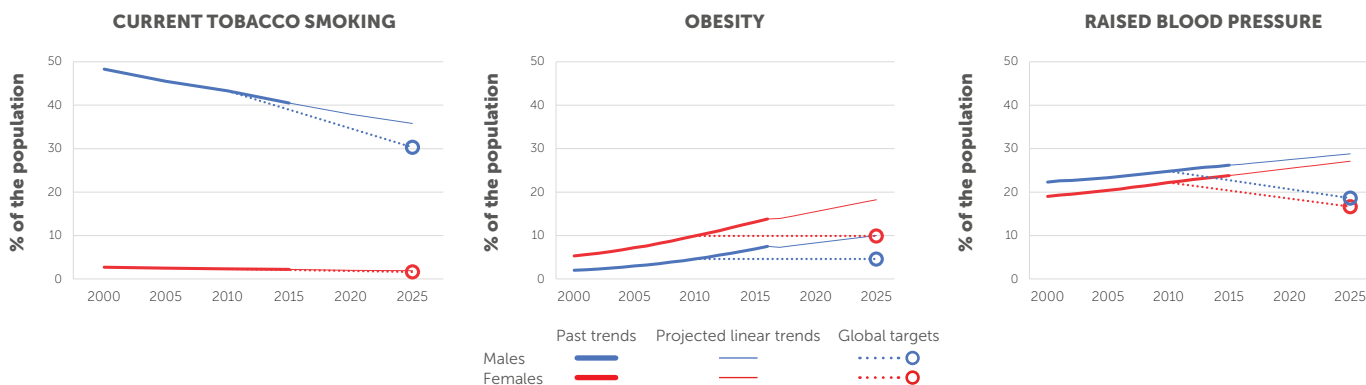
## PROPORTIONAL MORTALITY\*



**11 500 LIVES CAN BE SAVED BY 2025 BY IMPLEMENTING ALL OF THE WHO "BEST BUYS"**

MORTALITY*		NATIONAL TARGET SET	DATA YEAR	MALES	FEMALES	TOTAL
Premature mortality from NCDs	✓	Total NCD deaths	2016	215 500	183 600	399 100
		Risk of premature death between 30-70 years (%)	2016	18	11	14
Suicide mortality	-	Suicide mortality rate (per 100 000 population)	2016	-	-	14
RISK FACTORS						
Harmful use of alcohol	✓	Total alcohol per capita consumption, adults aged 15+ (litres of pure alcohol)	2016	14	3	8
Physical inactivity	✓	Physical inactivity, adults aged 18+ (%)	2016	23	28	25
Salt/Sodium intake	✓	Mean population salt intake, adults aged 20+ (g/day)	2010	14	13	13
Tobacco use	✓	Current tobacco smoking, adults aged 15+ (%)	2016	40	2	21
Raised blood pressure	✓	Raised blood pressure, adults aged 18+ (%)	2015	26	24	25
Diabetes	✓	Raised blood glucose, adults aged 18+ (%)	2014	9	10	10
Obesity	✓	Obesity, adults aged 18+ (%)	2016	8	14	11
		Obesity, adolescents aged 10-19 (%)	2016	12	7	10
Ambient air pollution	-	Exceedance of WHO guidelines level for annual PM2.5 concentration (by a multiple of)	2016	-	-	3
Household air pollution	-	Population with primary reliance on polluting fuels and technologies (%)	2016	-	-	26

## SELECTED ADULT RISK FACTOR TRENDS



## NATIONAL SYSTEMS RESPONSE

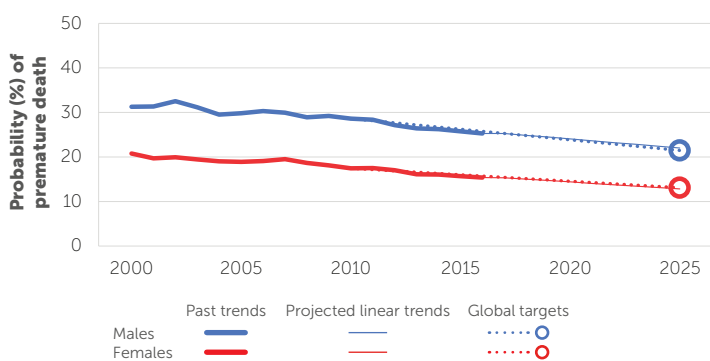
Drug therapy to prevent heart attacks and strokes	✓	Proportion of population at high risk for CVD or with existing CVD (%)	-	...
	-	Proportion of high risk persons receiving any drug therapy and counselling to prevent heart attacks and strokes (%)	-	...
	2017	Proportion of primary health care centres reported as offering CVD risk stratification	2017	More than 50%
	2017	Reported having CVD guidelines that are utilized in at least 50% of health facilities	2017	Yes
Essential NCD medicines and basic technologies to treat major NCDs	✓	Number of essential NCD medicines reported as "generally available"	2017	8 out of 10
	2017	Number of essential NCD technologies reported as "generally available"	2017	6 out of 6

... = no data available

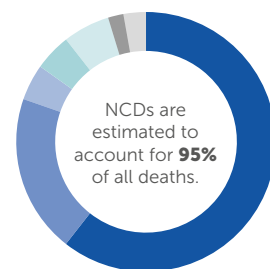
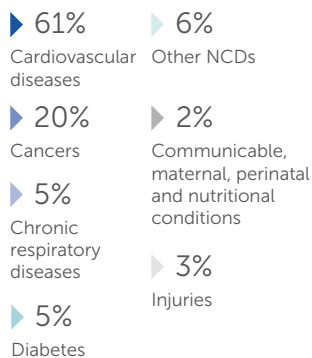
\* The mortality estimates for this country have a high degree of uncertainty because they are not based on any national NCD mortality data (see Explanatory Notes)

World Health Organization - Noncommunicable Diseases (NCD) Country Profiles, 2018.

## RISK OF PREMATURE DEATH DUE TO NCDs (%)



## PROPORTIONAL MORTALITY




## 7 600 LIVES CAN BE SAVED BY 2025 BY IMPLEMENTING ALL OF THE WHO "BEST BUYS"

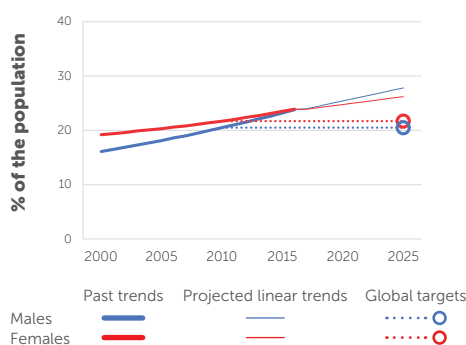
		NATIONAL TARGET SET		DATA YEAR	MALES	FEMALES	TOTAL
<b>MORTALITY</b>							
	<b>Premature mortality from NCDs</b>	X	Total NCD deaths	2016	10 000	9 200	19 200
			Risk of premature death between 30-70 years (%)	2016	25	15	20
	<b>Suicide mortality</b>	-	Suicide mortality rate (per 100 000 population)	2016	-	-	8
<b>RISK FACTORS</b>							
	<b>Harmful use of alcohol</b>	X	Total alcohol per capita consumption, adults aged 15+ (litres of pure alcohol)	2016	14	3	8
	<b>Physical inactivity</b>	X	Physical inactivity, adults aged 18+ (%)	2016	...	...	...
	<b>Salt/Sodium intake</b>	X	Mean population salt intake, adults aged 20+ (g/day)	2010	10	9	10
	<b>Tobacco use</b>	X	Current tobacco smoking, adults aged 15+ (%)	2016	...	...	...
	<b>Raised blood pressure</b>	X	Raised blood pressure, adults aged 18+ (%)	2015	36	29	32
	<b>Diabetes</b>	X	Raised blood glucose, adults aged 18+ (%)	2014	9	8	8
	<b>Obesity</b>	X	Obesity, adults aged 18+ (%)	2016	24	24	24
			Obesity, adolescents aged 10-19 (%)	2016	10	5	8
	<b>Ambient air pollution</b>	-	Exceedance of WHO guidelines level for annual PM2.5 concentration (by a multiple of)	2016	-	-	3
	<b>Household air pollution</b>	-	Population with primary reliance on polluting fuels and technologies (%)	2016	-	-	34

## SELECTED ADULT RISK FACTOR TRENDS

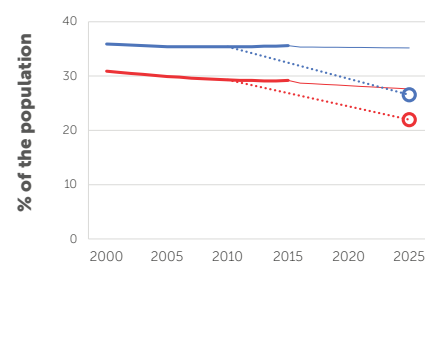
### CURRENT TOBACCO SMOKING



### OBESITY



### RAISED BLOOD PRESSURE



## NATIONAL SYSTEMS RESPONSE

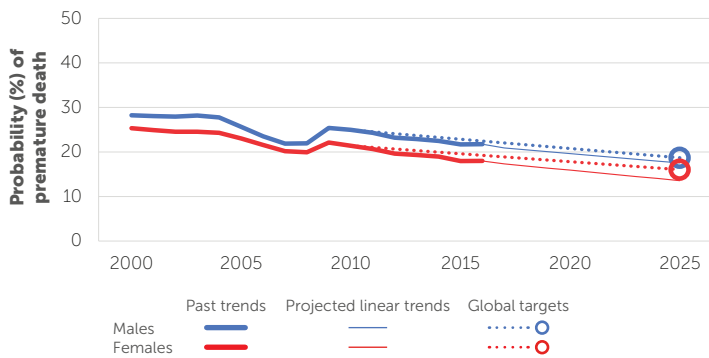
			Proportion of population at high risk for CVD or with existing CVD (%)	-	...
	<b>Drug therapy to prevent heart attacks and strokes</b>	X	Proportion of high risk persons receiving any drug therapy and counselling to prevent heart attacks and strokes (%)	-	...
			Proportion of primary health care centres reported as offering CVD risk stratification	2017	More than 50%
			Reported having CVD guidelines that are utilized in at least 50% of health facilities	2017	Yes
	<b>Essential NCD medicines and basic technologies to treat major NCDs</b>	X	Number of essential NCD medicines reported as "generally available"	2017	7 out of 10
			Number of essential NCD technologies reported as "generally available"	2017	6 out of 6

... = no data available

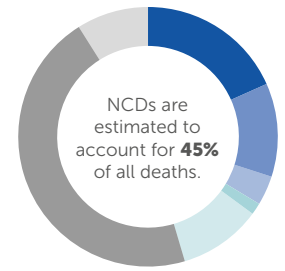
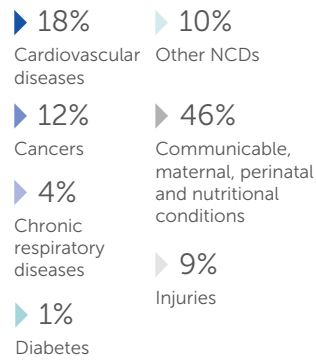
# TIMOR-LESTE

2016 TOTAL POPULATION: 1 269 000  
2016 TOTAL DEATHS: 7 200

## RISK OF PREMATURE DEATH DUE TO NCDs (%)\*



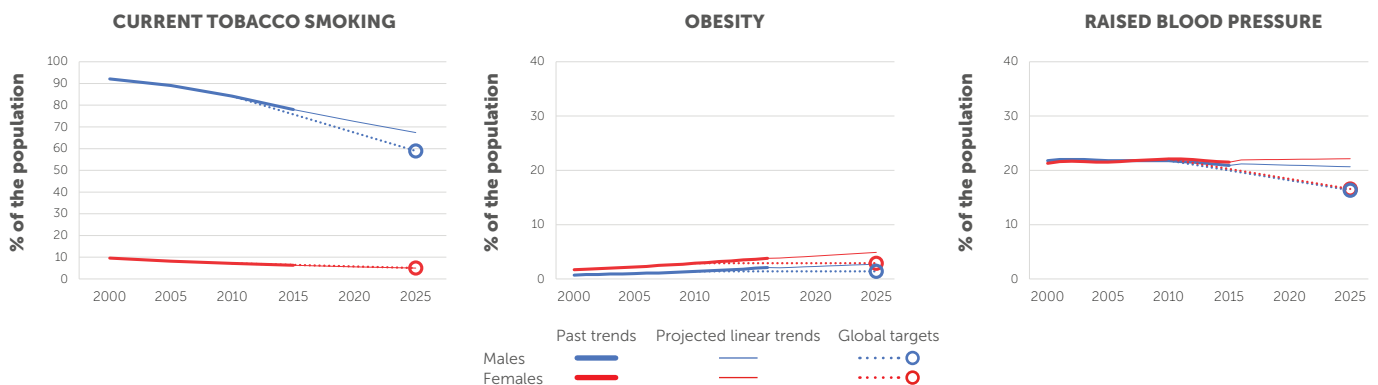
## PROPORTIONAL MORTALITY\*



## 700 LIVES CAN BE SAVED BY 2025 BY IMPLEMENTING ALL OF THE WHO "BEST BUYS"

MORTALITY*		NATIONAL TARGET SET		DATA YEAR	MALES	FEMALES	TOTAL
📊	<b>Premature mortality from NCDs</b>	✓	Total NCD deaths	2016	1 700	1 600	3 300
			Risk of premature death between 30-70 years (%)	2016	22	18	20
👤	<b>Suicide mortality</b>	-	Suicide mortality rate (per 100 000 population)	2016	-	-	5
RISK FACTORS							
🍷	<b>Harmful use of alcohol</b>	✓	Total alcohol per capita consumption, adults aged 15+ (litres of pure alcohol)	2016	4	1	2
🚶	<b>Physical inactivity</b>	✓	Physical inactivity, adults aged 18+ (%)	2016	10	25	17
🧂	<b>Salt/Sodium intake</b>	✗	Mean population salt intake, adults aged 20+ (g/day)	2010	12	11	11
🚬	<b>Tobacco use</b>	✓	Current tobacco smoking, adults aged 15+ (%)	2016	77	6	42
🩺	<b>Raised blood pressure</b>	✓	Raised blood pressure, adults aged 18+ (%)	2015	21	22	21
👤	<b>Diabetes</b>	✓	Raised blood glucose, adults aged 18+ (%)	2014	4	4	4
👤	<b>Obesity</b>	✓	Obesity, adults aged 18+ (%)	2016	2	4	3
			Obesity, adolescents aged 10-19 (%)	2016	4	2	3
🏠	<b>Ambient air pollution</b>	-	Exceedance of WHO guidelines level for annual PM2.5 concentration (by a multiple of)	2016	-	-	2
🏠	<b>Household air pollution</b>	-	Population with primary reliance on polluting fuels and technologies (%)	2016	-	-	93

## SELECTED ADULT RISK FACTOR TRENDS



## NATIONAL SYSTEMS RESPONSE

👤	<b>Drug therapy to prevent heart attacks and strokes</b>	✓	Proportion of population at high risk for CVD or with existing CVD (%)	2014	1
			Proportion of high risk persons receiving any drug therapy and counselling to prevent heart attacks and strokes (%)	-	...
			Proportion of primary health care centres reported as offering CVD risk stratification	2017	Less than 25%
			Reported having CVD guidelines that are utilized in at least 50% of health facilities	2017	No
📦	<b>Essential NCD medicines and basic technologies to treat major NCDs</b>	✓	Number of essential NCD medicines reported as "generally available"	2017	6 out of 10
			Number of essential NCD technologies reported as "generally available"	2017	3 out of 6

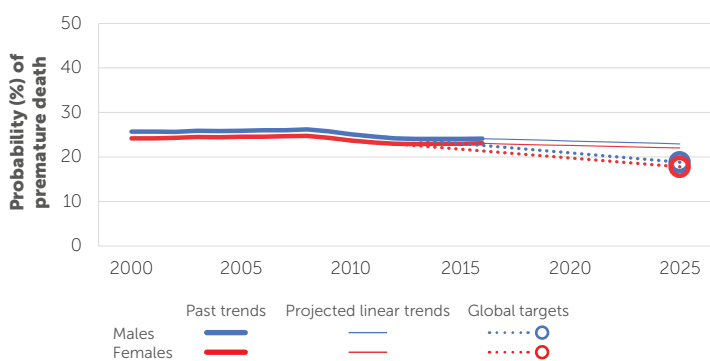
... = no data available

\* The mortality estimates for this country have a high degree of uncertainty because they are not based on any national NCD mortality data (see Explanatory Notes)

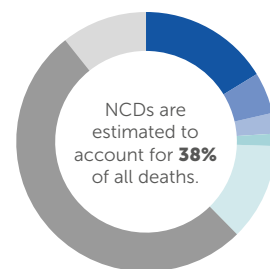
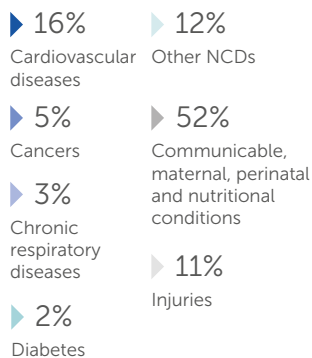
World Health Organization - Noncommunicable Diseases (NCD) Country Profiles, 2018.



## RISK OF PREMATURE DEATH DUE TO NCDs (%)\*



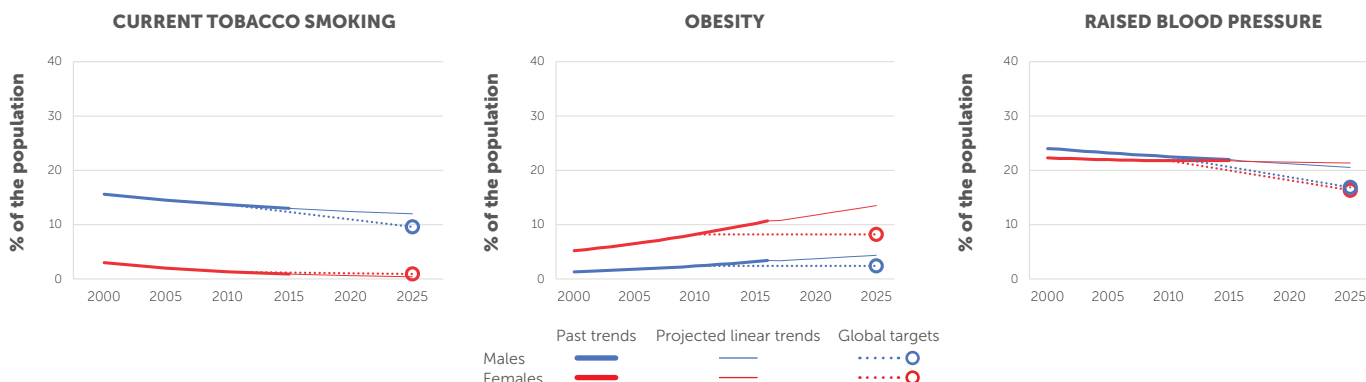
## PROPORTIONAL MORTALITY\*



## 7 500 LIVES CAN BE SAVED BY 2025 BY IMPLEMENTING ALL OF THE WHO "BEST BUYS"

MORTALITY*		NATIONAL TARGET SET		DATA YEAR	MALES	FEMALES	TOTAL
	<b>Premature mortality from NCDs</b>	✓	Total NCD deaths	2016	11 700	12 600	24 300
			Risk of premature death between 30-70 years (%)	2016	24	23	24
	<b>Suicide mortality</b>	-	Suicide mortality rate (per 100 000 population)	2016	-	-	10
RISK FACTORS							
	<b>Harmful use of alcohol</b>	✓	Total alcohol per capita consumption, adults aged 15+ (litres of pure alcohol)	2016	5	1	3
	<b>Physical inactivity</b>	✓	Physical inactivity, adults aged 18+ (%)	2016	8	10	9
	<b>Salt/Sodium intake</b>	X	Mean population salt intake, adults aged 20+ (g/day)	2010	7	7	7
	<b>Tobacco use</b>	✓	Current tobacco smoking, adults aged 15+ (%)	2016	13	1	7
	<b>Raised blood pressure</b>	✓	Raised blood pressure, adults aged 18+ (%)	2015	22	22	22
	<b>Diabetes</b>	✓	Raised blood glucose, adults aged 18+ (%)	2014	5	5	5
	<b>Obesity</b>	✓	Obesity, adults aged 18+ (%)	2016	3	11	7
			Obesity, adolescents aged 10-19 (%)	2016	1	2	2
	<b>Ambient air pollution</b>	-	Exceedance of WHO guidelines level for annual PM2.5 concentration (by a multiple of)	2016	-	-	3
	<b>Household air pollution</b>	-	Population with primary reliance on polluting fuels and technologies (%)	2016	-	-	93

## SELECTED ADULT RISK FACTOR TRENDS



## NATIONAL SYSTEMS RESPONSE

	<b>Drug therapy to prevent heart attacks and strokes</b>	✓	Proportion of population at high risk for CVD or with existing CVD (%)	-	...
			Proportion of high risk persons receiving any drug therapy and counselling to prevent heart attacks and strokes (%)	-	...
			Proportion of primary health care centres reported as offering CVD risk stratification	2017	Less than 25%
	<b>Essential NCD medicines and basic technologies to treat major NCDs</b>	✓	Reported having CVD guidelines that are utilized in at least 50% of health facilities	2017	No
			Number of essential NCD medicines reported as "generally available"	2017	7 out of 10
			Number of essential NCD technologies reported as "generally available"	2017	3 out of 6

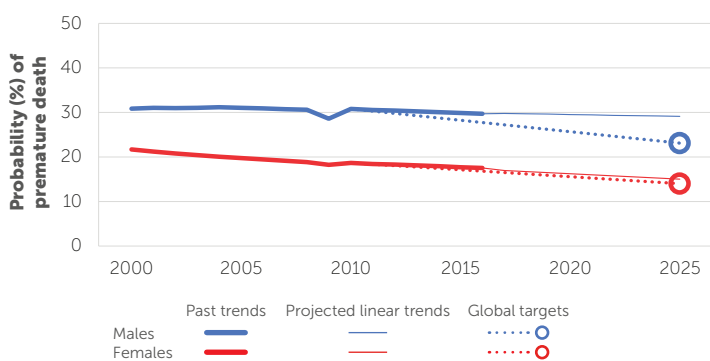
... = no data available

\* The mortality estimates for this country have a high degree of uncertainty because they are not based on any national NCD mortality data (see Explanatory Notes)

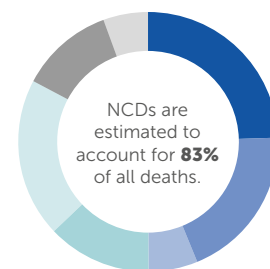
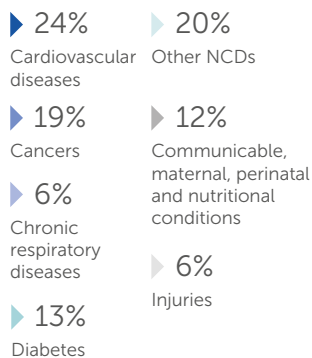
# TONGA

2016 TOTAL POPULATION: 107 000  
2016 TOTAL DEATHS: 630

## RISK OF PREMATURE DEATH DUE TO NCDs (%)\*



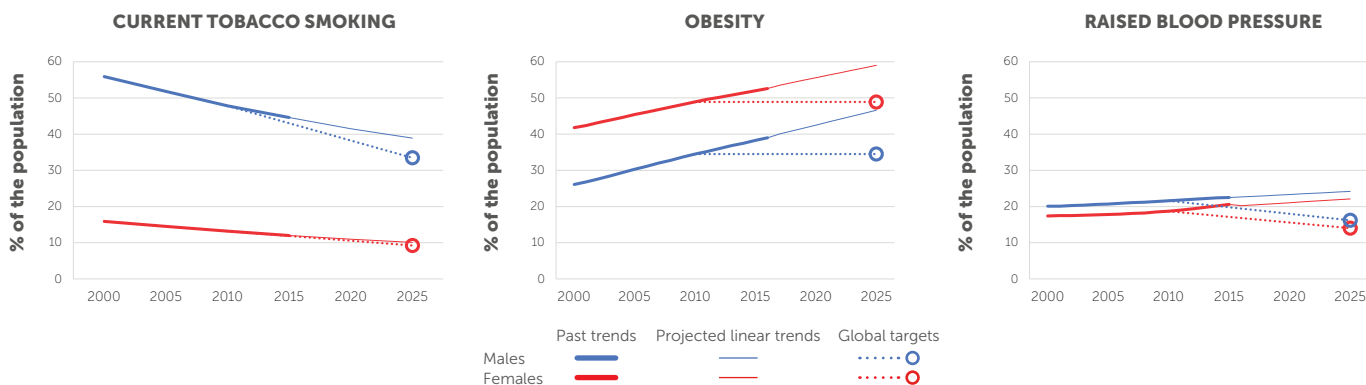
## PROPORTIONAL MORTALITY\*



## 100 LIVES CAN BE SAVED BY 2025 BY IMPLEMENTING ALL OF THE WHO "BEST BUYS"

MORTALITY*		NATIONAL TARGET SET		DATA YEAR	MALES	FEMALES	TOTAL
📊	Premature mortality from NCDs	✓	Total NCD deaths	2016	280	240	520
			Risk of premature death between 30-70 years (%)	2016	30	18	23
👤	Suicide mortality	-	Suicide mortality rate (per 100 000 population)	2016	-	-	3
RISK FACTORS							
🍷	Harmful use of alcohol	X	Total alcohol per capita consumption, adults aged 15+ (litres of pure alcohol)	2016	3	0	2
🚶	Physical inactivity	X	Physical inactivity, adults aged 18+ (%)	2016	8	26	17
🧂	Salt/Sodium intake	X	Mean population salt intake, adults aged 20+ (g/day)	2010	7	7	7
🚬	Tobacco use	X	Current tobacco smoking, adults aged 15+ (%)	2016	44	12	28
🩺	Raised blood pressure	X	Raised blood pressure, adults aged 18+ (%)	2015	23	21	22
👤	Diabetes	✓	Raised blood glucose, adults aged 18+ (%)	2014	19	25	22
👤	Obesity	X	Obesity, adults aged 18+ (%)	2016	39	53	46
			Obesity, adolescents aged 10-19 (%)	2016	22	28	25
🏠	Ambient air pollution	-	Exceedance of WHO guidelines level for annual PM2.5 concentration (by a multiple of)	2016	-	-	1
🏠	Household air pollution	-	Population with primary reliance on polluting fuels and technologies (%)	2016	-	-	41

## SELECTED ADULT RISK FACTOR TRENDS



## NATIONAL SYSTEMS RESPONSE

👤	Drug therapy to prevent heart attacks and strokes	X	Proportion of population at high risk for CVD or with existing CVD (%)	-	...
			Proportion of high risk persons receiving any drug therapy and counselling to prevent heart attacks and strokes (%)	-	...
			Proportion of primary health care centres reported as offering CVD risk stratification	2017	More than 50%
			Reported having CVD guidelines that are utilized in at least 50% of health facilities	2017	Yes
📦	Essential NCD medicines and basic technologies to treat major NCDs	X	Number of essential NCD medicines reported as "generally available"	2017	4 out of 10
			Number of essential NCD technologies reported as "generally available"	2017	6 out of 6

... = no data available

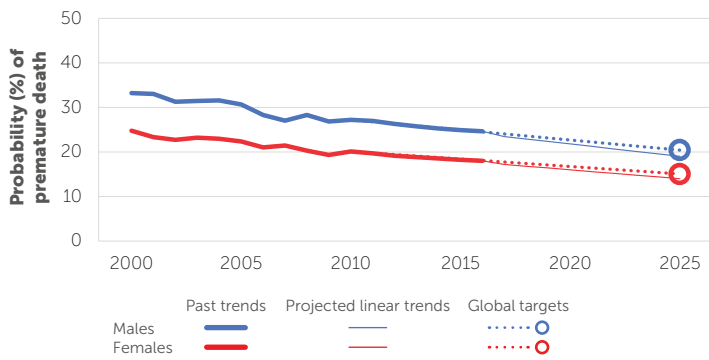
\* The mortality estimates for this country have a high degree of uncertainty because they are not based on any national NCD mortality data (see Explanatory Notes)

World Health Organization - Noncommunicable Diseases (NCD) Country Profiles, 2018.

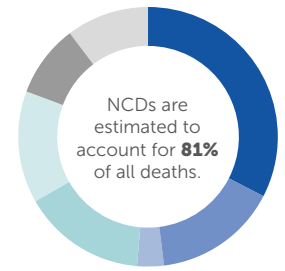
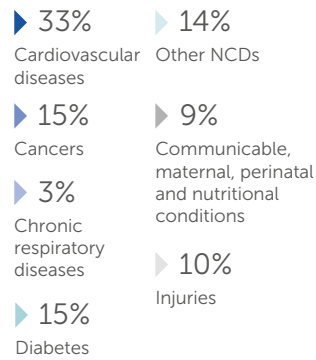
# TRINIDAD AND TOBAGO

2016 TOTAL POPULATION: 1 365 000  
2016 TOTAL DEATHS: 12 100

## RISK OF PREMATURE DEATH DUE TO NCDs (%)



## PROPORTIONAL MORTALITY




**1 400 LIVES CAN BE SAVED BY 2025 BY IMPLEMENTING ALL OF THE WHO "BEST BUYS"**

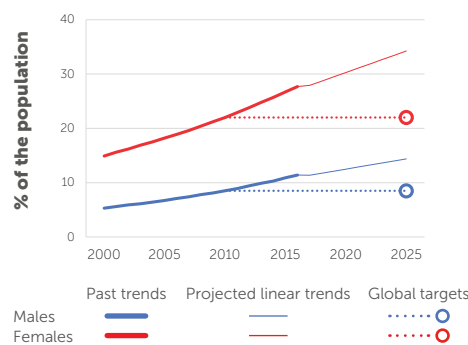
		NATIONAL TARGET SET		DATA YEAR	MALES	FEMALES	TOTAL
<b>MORTALITY</b>							
	<b>Premature mortality from NCDs</b>	✓	Total NCD deaths	2016	5 100	4 700	9 800
			Risk of premature death between 30-70 years (%)	2016	25	18	21
	<b>Suicide mortality</b>	-	Suicide mortality rate (per 100 000 population)	2016	-	-	14
<b>RISK FACTORS</b>							
	<b>Harmful use of alcohol</b>	✓	Total alcohol per capita consumption, adults aged 15+ (litres of pure alcohol)	2016	14	3	8
	<b>Physical inactivity</b>	✓	Physical inactivity, adults aged 18+ (%)	2016	27	49	38
	<b>Salt/Sodium intake</b>	✓	Mean population salt intake, adults aged 20+ (g/day)	2010	8	7	7
	<b>Tobacco use</b>	✓	Current tobacco smoking, adults aged 15+ (%)	2016	...	...	...
	<b>Raised blood pressure</b>	✓	Raised blood pressure, adults aged 18+ (%)	2015	29	27	28
	<b>Diabetes</b>	✓	Raised blood glucose, adults aged 18+ (%)	2014	11	14	13
	<b>Obesity</b>	✓	Obesity, adults aged 18+ (%)	2016	11	28	20
			Obesity, adolescents aged 10-19 (%)	2016	9	9	9
	<b>Ambient air pollution</b>	-	Exceedance of WHO guidelines level for annual PM2.5 concentration (by a multiple of)	2016	-	-	2
	<b>Household air pollution</b>	-	Population with primary reliance on polluting fuels and technologies (%)	2016	-	-	<5

## SELECTED ADULT RISK FACTOR TRENDS

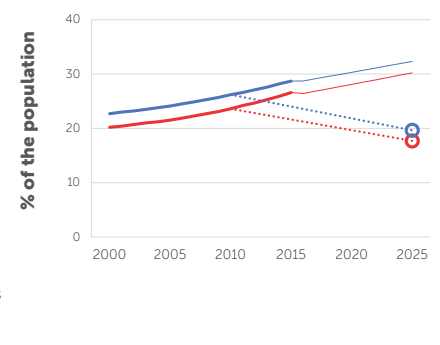
### CURRENT TOBACCO SMOKING



### OBESITY



### RAISED BLOOD PRESSURE



## NATIONAL SYSTEMS RESPONSE

	<b>Drug therapy to prevent heart attacks and strokes</b>	✓	Proportion of population at high risk for CVD or with existing CVD (%)	-	...
			Proportion of high risk persons receiving any drug therapy and counselling to prevent heart attacks and strokes (%)	-	...
			Proportion of primary health care centres reported as offering CVD risk stratification	2017	More than 50%
			Reported having CVD guidelines that are utilized in at least 50% of health facilities	2017	Don't know
	<b>Essential NCD medicines and basic technologies to treat major NCDs</b>	✓	Number of essential NCD medicines reported as "generally available"	2017	10 out of 10
			Number of essential NCD technologies reported as "generally available"	2017	6 out of 6

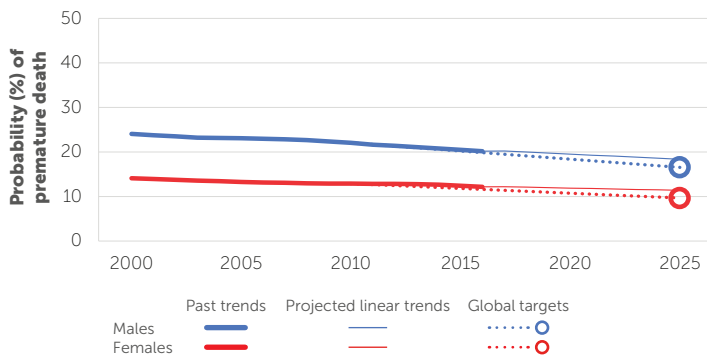
... = no data available

World Health Organization - Noncommunicable Diseases (NCD) Country Profiles, 2018.

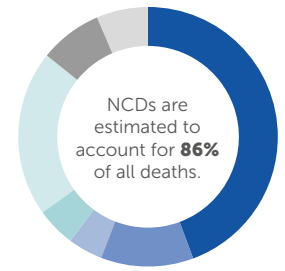
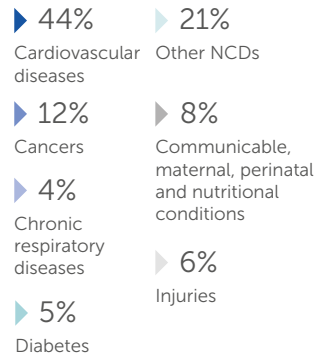
# TUNISIA

2016 TOTAL POPULATION: 11 403 000  
2016 TOTAL DEATHS: 72 000

## RISK OF PREMATURE DEATH DUE TO NCDs (%)\*



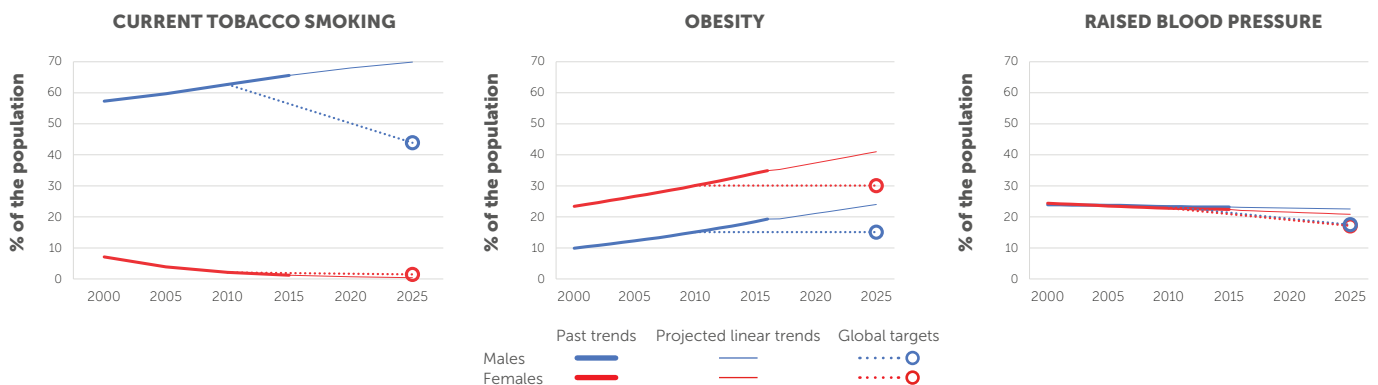
## PROPORTIONAL MORTALITY\*



**122 100 LIVES CAN BE SAVED BY 2025 BY IMPLEMENTING ALL OF THE WHO "BEST BUYS"**

MORTALITY*		NATIONAL TARGET SET		DATA YEAR	MALES	FEMALES	TOTAL
	<b>Premature mortality from NCDs</b>	X	Total NCD deaths	2016	32 700	29 200	61 900
			Risk of premature death between 30-70 years (%)	2016	20	12	16
	<b>Suicide mortality</b>	-	Suicide mortality rate (per 100 000 population)	2016	-	-	3
RISK FACTORS							
	<b>Harmful use of alcohol</b>	X	Total alcohol per capita consumption, adults aged 15+ (litres of pure alcohol)	2016	4	0	2
	<b>Physical inactivity</b>	X	Physical inactivity, adults aged 18+ (%)	2016	25	33	29
	<b>Salt/Sodium intake</b>	X	Mean population salt intake, adults aged 20+ (g/day)	2010	12	11	11
	<b>Tobacco use</b>	X	Current tobacco smoking, adults aged 15+ (%)	2016	66	1	33
	<b>Raised blood pressure</b>	X	Raised blood pressure, adults aged 18+ (%)	2015	23	22	23
	<b>Diabetes</b>	X	Raised blood glucose, adults aged 18+ (%)	2014	12	13	12
	<b>Obesity</b>	X	Obesity, adults aged 18+ (%)	2016	19	35	27
			Obesity, adolescents aged 10-19 (%)	2016	7	8	8
	<b>Ambient air pollution</b>	-	Exceedance of WHO guidelines level for annual PM2.5 concentration (by a multiple of)	2016	-	-	4
	<b>Household air pollution</b>	-	Population with primary reliance on polluting fuels and technologies (%)	2016	-	-	<5

## SELECTED ADULT RISK FACTOR TRENDS



## NATIONAL SYSTEMS RESPONSE

	<b>Drug therapy to prevent heart attacks and strokes</b>	X	Proportion of population at high risk for CVD or with existing CVD (%)	-	...
			Proportion of high risk persons receiving any drug therapy and counselling to prevent heart attacks and strokes (%)	-	...
			Proportion of primary health care centres reported as offering CVD risk stratification	2017	Don't know
			Reported having CVD guidelines that are utilized in at least 50% of health facilities	2017	No
	<b>Essential NCD medicines and basic technologies to treat major NCDs</b>	X	Number of essential NCD medicines reported as "generally available"	2017	8 out of 10
			Number of essential NCD technologies reported as "generally available"	2017	2 out of 6

... = no data available

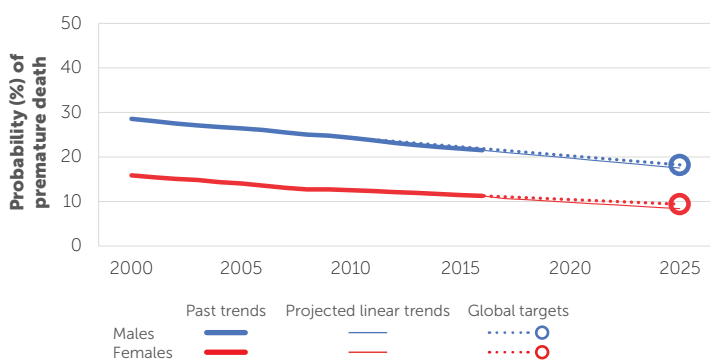
\* The mortality estimates for this country have a high degree of uncertainty because they are not based on any national NCD mortality data (see Explanatory Notes)

World Health Organization - Noncommunicable Diseases (NCD) Country Profiles, 2018.

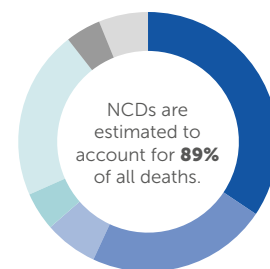
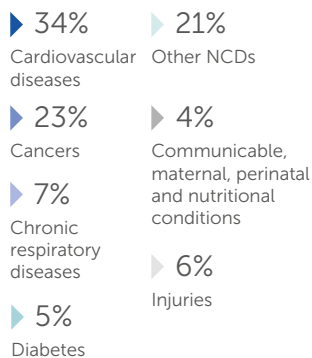
# TURKEY

2016 TOTAL POPULATION: 79 512 000  
2016 TOTAL DEATHS: 455 000

## RISK OF PREMATURE DEATH DUE TO NCDs (%)\*



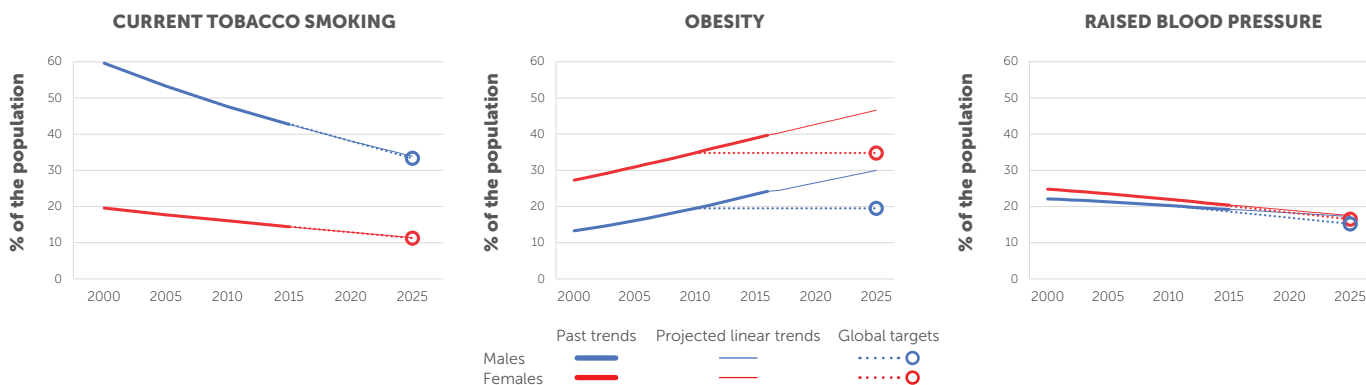
## PROPORTIONAL MORTALITY\*



**8 800 LIVES CAN BE SAVED BY 2025 BY IMPLEMENTING ALL OF THE WHO "BEST BUYS"**

		NATIONAL TARGET SET		DATA YEAR	MALES	FEMALES	TOTAL
<b>MORTALITY*</b>							
	<b>Premature mortality from NCDs</b>	✓	Total NCD deaths	2016	218 600	188 700	407 300
			Risk of premature death between 30-70 years (%)	2016	22	11	16
	<b>Suicide mortality</b>	-	Suicide mortality rate (per 100 000 population)	2016	-	-	7
<b>RISK FACTORS</b>							
	<b>Harmful use of alcohol</b>	✓	Total alcohol per capita consumption, adults aged 15+ (litres of pure alcohol)	2016	4	0	2
	<b>Physical inactivity</b>	✓	Physical inactivity, adults aged 18+ (%)	2016	22	39	31
	<b>Salt/Sodium intake</b>	✓	Mean population salt intake, adults aged 20+ (g/day)	2010	11	10	10
	<b>Tobacco use</b>	✓	Current tobacco smoking, adults aged 15+ (%)	2016	42	14	28
	<b>Raised blood pressure</b>	✓	Raised blood pressure, adults aged 18+ (%)	2015	19	20	20
	<b>Diabetes</b>	✓	Raised blood glucose, adults aged 18+ (%)	2014	12	14	13
	<b>Obesity</b>	✓	Obesity, adults aged 18+ (%)	2016	24	40	32
			Obesity, adolescents aged 10-19 (%)	2016	10	9	10
	<b>Ambient air pollution</b>	-	Exceedance of WHO guidelines level for annual PM2.5 concentration (by a multiple of)	2016	-	-	4
	<b>Household air pollution</b>	-	Population with primary reliance on polluting fuels and technologies (%)	2016	-	-	>95

## SELECTED ADULT RISK FACTOR TRENDS



## NATIONAL SYSTEMS RESPONSE

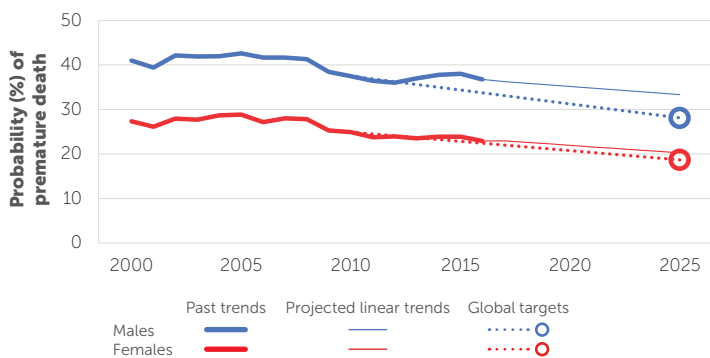
	<b>Drug therapy to prevent heart attacks and strokes</b>	✓	Proportion of population at high risk for CVD or with existing CVD (%)	2017	11
			Proportion of high risk persons receiving any drug therapy and counselling to prevent heart attacks and strokes (%)	2017	56
			Proportion of primary health care centres reported as offering CVD risk stratification	2017	Less than 25%
			Reported having CVD guidelines that are utilized in at least 50% of health facilities	2017	No
	<b>Essential NCD medicines and basic technologies to treat major NCDs</b>	✓	Number of essential NCD medicines reported as "generally available"	2017	10 out of 10
			Number of essential NCD technologies reported as "generally available"	2017	6 out of 6

\* The mortality estimates for this country have a high degree of uncertainty because they are not based on any national NCD mortality data (see Explanatory Notes)

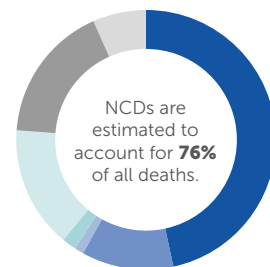
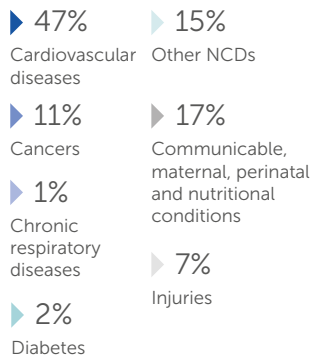
# TURKMENISTAN

2016 TOTAL POPULATION: 5 663 000  
2016 TOTAL DEATHS: 40 000

## RISK OF PREMATURE DEATH DUE TO NCDs (%)\*



## PROPORTIONAL MORTALITY\*




25 900 LIVES CAN BE SAVED BY 2025 BY IMPLEMENTING ALL OF THE WHO "BEST BUYS"

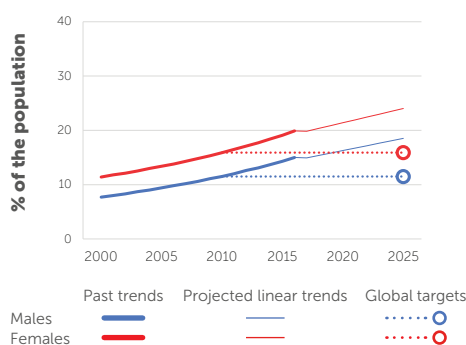
MORTALITY*		NATIONAL TARGET SET		DATA YEAR	MALES	FEMALES	TOTAL
Premature mortality from NCDs	X	Total NCD deaths		2016	16 100	14 000	30 100
		Risk of premature death between 30-70 years (%)		2016	37	23	29
Suicide mortality	-	Suicide mortality rate (per 100 000 population)		2016	-	-	7
RISK FACTORS							
Harmful use of alcohol	✓	Total alcohol per capita consumption, adults aged 15+ (litres of pure alcohol)		2016	10	2	5
Physical inactivity	✓	Physical inactivity, adults aged 18+ (%)		2016	...	...	...
Salt/Sodium intake	✓	Mean population salt intake, adults aged 20+ (g/day)		2010	14	13	14
Tobacco use	✓	Current tobacco smoking, adults aged 15+ (%)		2016	...	...	...
Raised blood pressure	✓	Raised blood pressure, adults aged 18+ (%)		2015	23	21	22
Diabetes	X	Raised blood glucose, adults aged 18+ (%)		2014	10	10	10
Obesity	X	Obesity, adults aged 18+ (%)		2016	15	20	18
		Obesity, adolescents aged 10-19 (%)		2016	5	3	4
Ambient air pollution	-	Exceedance of WHO guidelines level for annual PM2.5 concentration (by a multiple of)		2016	-	-	2
Household air pollution	-	Population with primary reliance on polluting fuels and technologies (%)		2016	-	-	<5

## SELECTED ADULT RISK FACTOR TRENDS

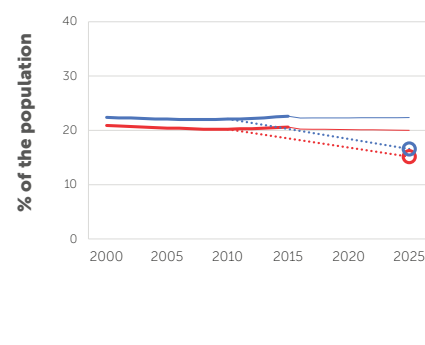
### CURRENT TOBACCO SMOKING



### OBESITY



### RAISED BLOOD PRESSURE



## NATIONAL SYSTEMS RESPONSE

Drug therapy to prevent heart attacks and strokes	X	Proportion of population at high risk for CVD or with existing CVD (%)	2013	20
		Proportion of high risk persons receiving any drug therapy and counselling to prevent heart attacks and strokes (%)	2013	80
		Proportion of primary health care centres reported as offering CVD risk stratification	2017	25% to 50%
		Reported having CVD guidelines that are utilized in at least 50% of health facilities	2017	Yes
Essential NCD medicines and basic technologies to treat major NCDs	✓	Number of essential NCD medicines reported as "generally available"	2017	9 out of 10
		Number of essential NCD technologies reported as "generally available"	2017	5 out of 6

... = no data available

\* The mortality estimates for this country have a high degree of uncertainty because they are not based on any national NCD mortality data (see Explanatory Notes)












World Health Organization - Noncommunicable Diseases (NCD) Country Profiles, 2018.

## RISK OF PREMATURE DEATH DUE TO NCDs (%)†

NO DATA AVAILABLE

## PROPORTIONAL MORTALITY†

NO DATA AVAILABLE

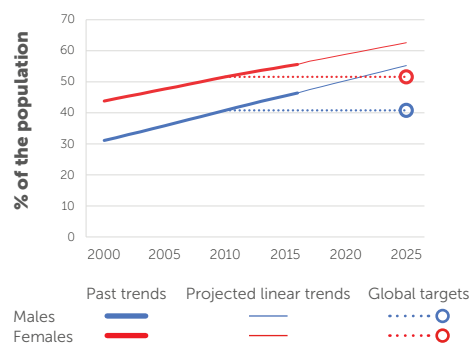
		NATIONAL TARGET SET		DATA YEAR	MALES	FEMALES	TOTAL
<b>MORTALITY†</b>							
	<b>Premature mortality from NCDs</b>	X	Total NCD deaths	2016	...	...	...
			Risk of premature death between 30-70 years (%)	2016	...	...	...
	<b>Suicide mortality</b>	-	Suicide mortality rate (per 100 000 population)	2016	-	-	...
<b>RISK FACTORS</b>							
	<b>Harmful use of alcohol</b>	✓	Total alcohol per capita consumption, adults aged 15+ (litres of pure alcohol)	2016	3	0	2
	<b>Physical inactivity</b>	✓	Physical inactivity, adults aged 18+ (%)	2016	20	41	30
	<b>Salt/Sodium intake</b>	X	Mean population salt intake, adults aged 20+ (g/day)	2010	...	...	...
	<b>Tobacco use</b>	✓	Current tobacco smoking, adults aged 15+ (%)	2016	...	...	...
	<b>Raised blood pressure</b>	✓	Raised blood pressure, adults aged 18+ (%)	2015	25	21	23
	<b>Diabetes</b>	✓	Raised blood glucose, adults aged 18+ (%)	2014	22	24	23
	<b>Obesity</b>	✓	Obesity, adults aged 18+ (%)	2016	46	56	51
			Obesity, adolescents aged 10-19 (%)	2016	24	27	25
	<b>Ambient air pollution</b>	-	Exceedance of WHO guidelines level for annual PM2.5 concentration (by a multiple of)	2016	-	-	1
	<b>Household air pollution</b>	-	Population with primary reliance on polluting fuels and technologies (%)	2016	-	-	50

## SELECTED ADULT RISK FACTOR TRENDS

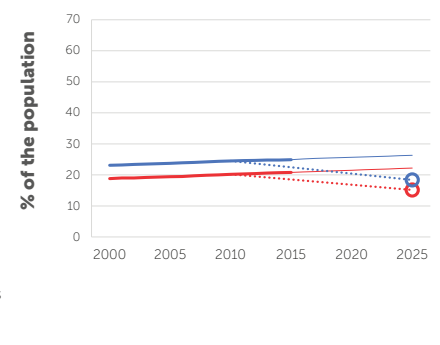
### CURRENT TOBACCO SMOKING

NO DATA AVAILABLE



### OBESITY



### RAISED BLOOD PRESSURE

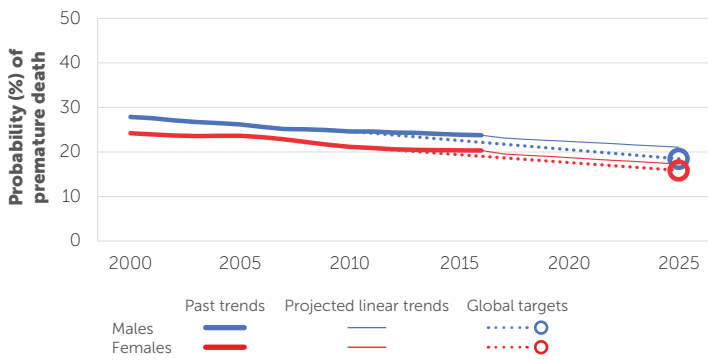


## NATIONAL SYSTEMS RESPONSE

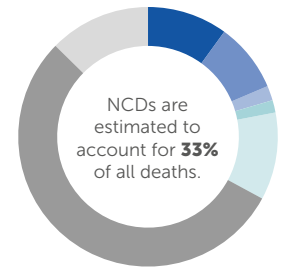
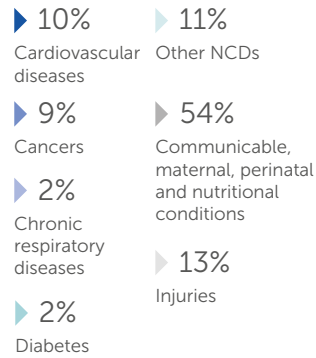
	<b>Drug therapy to prevent heart attacks and strokes</b>	X	Proportion of population at high risk for CVD or with existing CVD (%)	2015	13
			Proportion of high risk persons receiving any drug therapy and counselling to prevent heart attacks and strokes (%)	2015	43
			Proportion of primary health care centres reported as offering CVD risk stratification	2017	25 to 50%
			Reported having CVD guidelines that are utilized in at least 50% of health facilities	2017	Yes
	<b>Essential NCD medicines and basic technologies to treat major NCDs</b>	✓	Number of essential NCD medicines reported as "generally available"	2017	10 out of 10
			Number of essential NCD technologies reported as "generally available"	2017	5 out of 6

... = no data available  
† See Explanatory Notes

## RISK OF PREMATURE DEATH DUE TO NCDs (%)\*



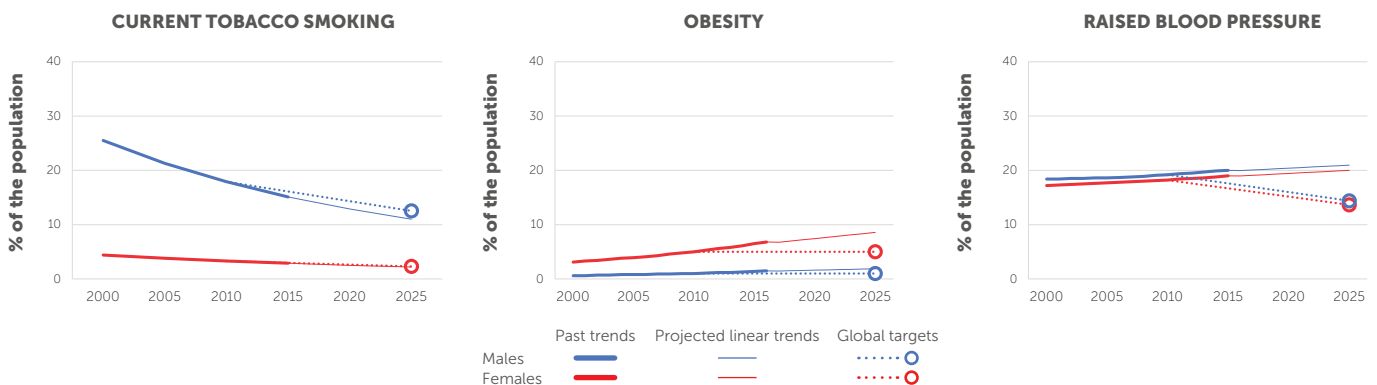
## PROPORTIONAL MORTALITY\*



**5 800 LIVES CAN BE SAVED BY 2025 BY IMPLEMENTING ALL OF THE WHO "BEST BUYS"**

MORTALITY*		NATIONAL TARGET SET		DATA YEAR	MALES	FEMALES	TOTAL
Premature mortality from NCDs	X	Total NCD deaths		2016	49 700	47 800	97 600
		Risk of premature death between 30-70 years (%)		2016	24	20	22
Suicide mortality	-	Suicide mortality rate (per 100 000 population)		2016	-	-	10
RISK FACTORS							
Harmful use of alcohol	X	Total alcohol per capita consumption, adults aged 15+ (litres of pure alcohol)		2016	16	3	9
Physical inactivity	X	Physical inactivity, adults aged 18+ (%)		2016	5	6	5
Salt/Sodium intake	X	Mean population salt intake, adults aged 20+ (g/day)		2010	6	5	5
Tobacco use	X	Current tobacco smoking, adults aged 15+ (%)		2016	15	3	9
Raised blood pressure	X	Raised blood pressure, adults aged 18+ (%)		2015	20	19	20
Diabetes	X	Raised blood glucose, adults aged 18+ (%)		2014	3	3	3
Obesity	X	Obesity, adults aged 18+ (%)		2016	2	7	4
		Obesity, adolescents aged 10-19 (%)		2016	0	2	1
Ambient air pollution	-	Exceedance of WHO guidelines level for annual PM2.5 concentration (by a multiple of)		2016	-	-	5
Household air pollution	-	Population with primary reliance on polluting fuels and technologies (%)		2016	-	-	>95

## SELECTED ADULT RISK FACTOR TRENDS



## NATIONAL SYSTEMS RESPONSE

Drug therapy to prevent heart attacks and strokes	X	Proportion of population at high risk for CVD or with existing CVD (%)	2014	11
		Proportion of high risk persons receiving any drug therapy and counselling to prevent heart attacks and strokes (%)	2014	14
		Proportion of primary health care centres reported as offering CVD risk stratification	2017	Less than 25%
		Reported having CVD guidelines that are utilized in at least 50% of health facilities	2017	Yes
Essential NCD medicines and basic technologies to treat major NCDs	X	Number of essential NCD medicines reported as "generally available"	2017	5 out of 10
		Number of essential NCD technologies reported as "generally available"	2017	4 out of 6

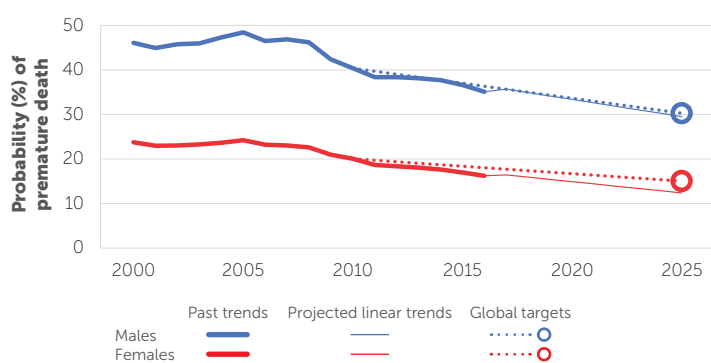
\* The mortality estimates for this country have a high degree of uncertainty because they are not based on any national NCD mortality data (see Explanatory Notes)



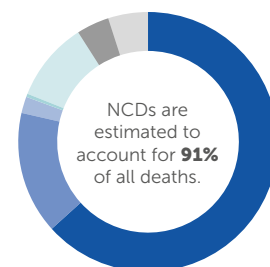
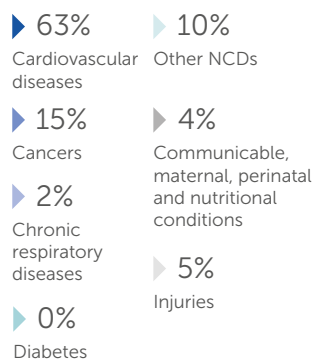
# UKRAINE

2016 TOTAL POPULATION: 44 439 000  
2016 TOTAL DEATHS: 636 000

## RISK OF PREMATURE DEATH DUE TO NCDs (%)\*



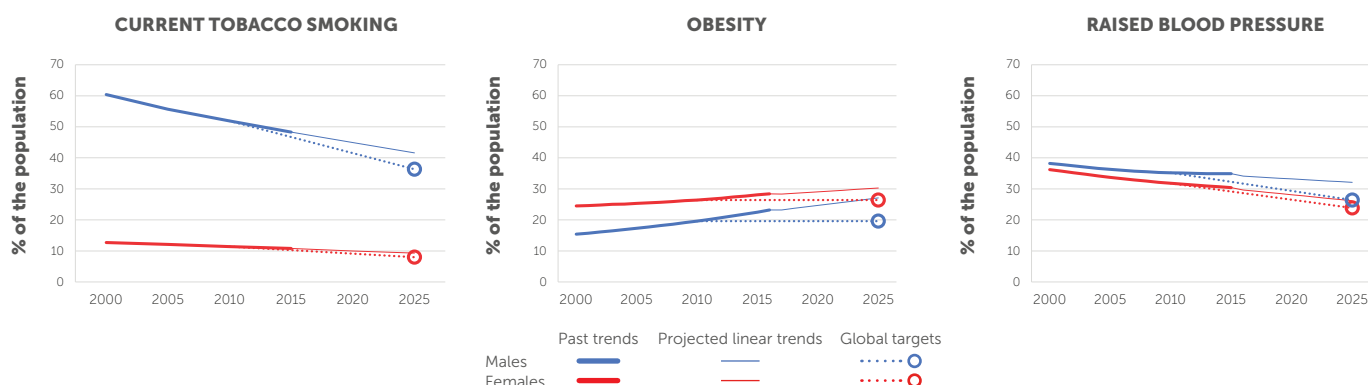
## PROPORTIONAL MORTALITY\*



**35 500 LIVES CAN BE SAVED BY 2025 BY IMPLEMENTING ALL OF THE WHO "BEST BUYS"**

MORTALITY*		NATIONAL TARGET SET		DATA YEAR	MALES	FEMALES	TOTAL
	<b>Premature mortality from NCDs</b>	X	Total NCD deaths	2016	267 900	310 300	578 200
			Risk of premature death between 30-70 years (%)	2016	35	16	25
	<b>Suicide mortality</b>	-	Suicide mortality rate (per 100 000 population)	2016	-	-	22
RISK FACTORS							
	<b>Harmful use of alcohol</b>	X	Total alcohol per capita consumption, adults aged 15+ (litres of pure alcohol)	2016	14	4	9
	<b>Physical inactivity</b>	X	Physical inactivity, adults aged 18+ (%)	2016	19	22	21
	<b>Salt/Sodium intake</b>	X	Mean population salt intake, adults aged 20+ (g/day)	2010	11	10	11
	<b>Tobacco use</b>	X	Current tobacco smoking, adults aged 15+ (%)	2016	48	11	27
	<b>Raised blood pressure</b>	X	Raised blood pressure, adults aged 18+ (%)	2015	35	30	32
	<b>Diabetes</b>	X	Raised blood glucose, adults aged 18+ (%)	2014	8	10	9
	<b>Obesity</b>	X	Obesity, adults aged 18+ (%)	2016	23	28	26
			Obesity, adolescents aged 10-19 (%)	2016	8	4	6
	<b>Ambient air pollution</b>	-	Exceedance of WHO guidelines level for annual PM2.5 concentration (by a multiple of)	2016	-	-	2
	<b>Household air pollution</b>	-	Population with primary reliance on polluting fuels and technologies (%)	2016	-	-	<5

## SELECTED ADULT RISK FACTOR TRENDS



## NATIONAL SYSTEMS RESPONSE

	<b>Drug therapy to prevent heart attacks and strokes</b>	X	Proportion of population at high risk for CVD or with existing CVD (%)	-	...
			Proportion of high risk persons receiving any drug therapy and counselling to prevent heart attacks and strokes (%)	-	...
			Proportion of primary health care centres reported as offering CVD risk stratification	2017	25% to 50%
			Reported having CVD guidelines that are utilized in at least 50% of health facilities	2017	Yes
	<b>Essential NCD medicines and basic technologies to treat major NCDs</b>	X	Number of essential NCD medicines reported as "generally available"	2017	10 out of 10
			Number of essential NCD technologies reported as "generally available"	2017	5 out of 6

... = no data available

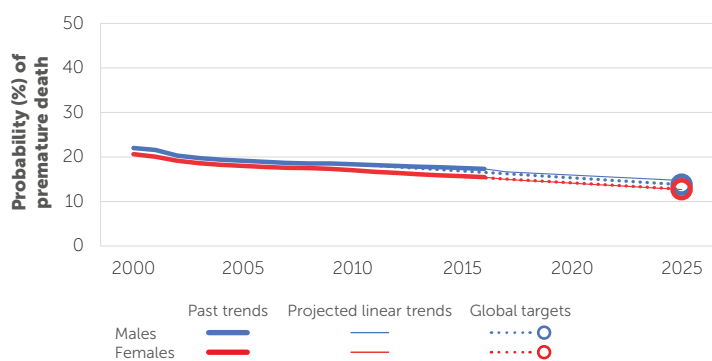
\* The mortality estimates for this country have a high degree of uncertainty because they are not based on any national NCD mortality data (see Explanatory Notes)

World Health Organization - Noncommunicable Diseases (NCD) Country Profiles, 2018.

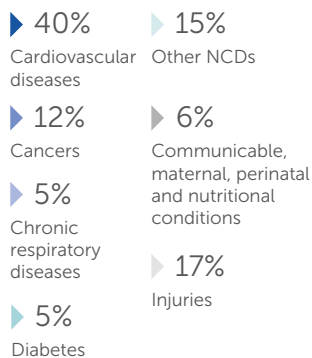
# UNITED ARAB EMIRATES

2016 TOTAL POPULATION: 9 270 000  
2016 TOTAL DEATHS: 15 000

## RISK OF PREMATURE DEATH DUE TO NCDs (%)\*



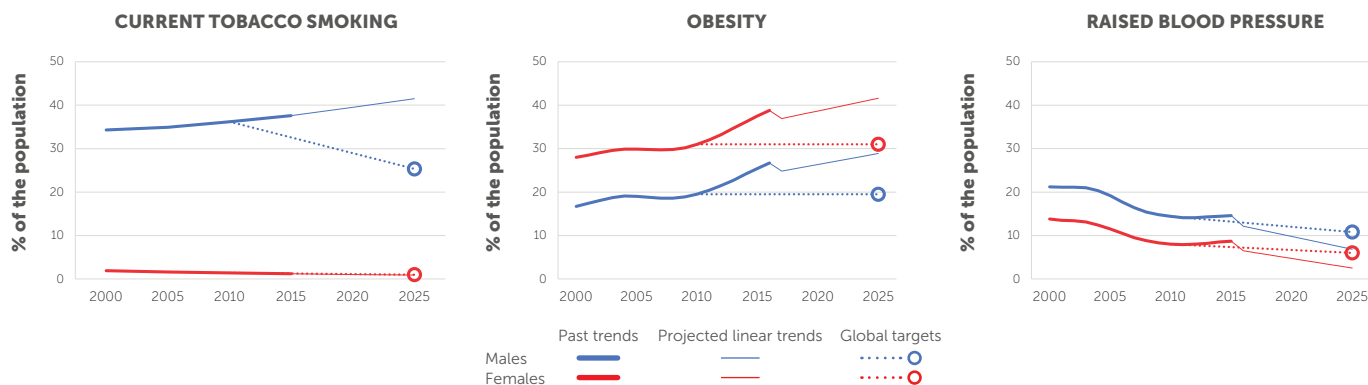
## PROPORTIONAL MORTALITY\*



**14 500 LIVES CAN BE SAVED BY 2025 BY IMPLEMENTING ALL OF THE WHO "BEST BUYS"**

MORTALITY*		NATIONAL TARGET SET		DATA YEAR	MALES	FEMALES	TOTAL
	<b>Premature mortality from NCDs</b>	✓	Total NCD deaths	2016	8 800	2 800	11 600
			Risk of premature death between 30-70 years (%)	2016	17	15	17
	<b>Suicide mortality</b>	-	Suicide mortality rate (per 100 000 population)	2016	-	-	3
RISK FACTORS							
	<b>Harmful use of alcohol</b>	X	Total alcohol per capita consumption, adults aged 15+ (litres of pure alcohol)	2016	5	1	4
	<b>Physical inactivity</b>	✓	Physical inactivity, adults aged 18+ (%)	2016	36	46	38
	<b>Salt/Sodium intake</b>	✓	Mean population salt intake, adults aged 20+ (g/day)	2010	10	9	9
	<b>Tobacco use</b>	✓	Current tobacco smoking, adults aged 15+ (%)	2016	38	1	29
	<b>Raised blood pressure</b>	✓	Raised blood pressure, adults aged 18+ (%)	2015	15	9	13
	<b>Diabetes</b>	X	Raised blood glucose, adults aged 18+ (%)	2014	8	9	8
	<b>Obesity</b>	✓	Obesity, adults aged 18+ (%)	2016	27	39	30
			Obesity, adolescents aged 10-19 (%)	2016	16	13	15
	<b>Ambient air pollution</b>	-	Exceedance of WHO guidelines level for annual PM2.5 concentration (by a multiple of)	2016	-	-	4
	<b>Household air pollution</b>	-	Population with primary reliance on polluting fuels and technologies (%)	2016	-	-	<5

## SELECTED ADULT RISK FACTOR TRENDS



## NATIONAL SYSTEMS RESPONSE

	<b>Drug therapy to prevent heart attacks and strokes</b>	✓	Proportion of population at high risk for CVD or with existing CVD (%)	-	...
			Proportion of high risk persons receiving any drug therapy and counselling to prevent heart attacks and strokes (%)	-	...
			Proportion of primary health care centres reported as offering CVD risk stratification	2017	More than 50%
			Reported having CVD guidelines that are utilized in at least 50% of health facilities	2017	Yes
	<b>Essential NCD medicines and basic technologies to treat major NCDs</b>	✓	Number of essential NCD medicines reported as "generally available"	2017	10 out of 10
			Number of essential NCD technologies reported as "generally available"	2017	6 out of 6

... = no data available

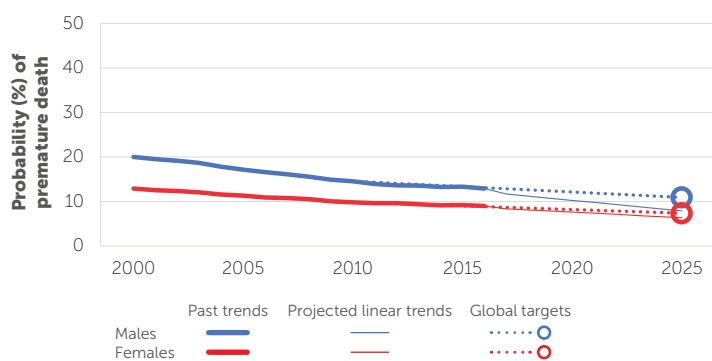
\* The mortality estimates for this country have a high degree of uncertainty because they are not based on any national NCD mortality data (see Explanatory Notes)

World Health Organization - Noncommunicable Diseases (NCD) Country Profiles, 2018.

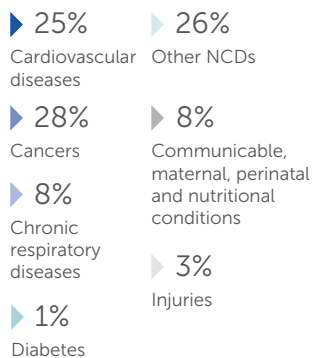
# UNITED KINGDOM

2016 TOTAL POPULATION: 65 789 000  
2016 TOTAL DEATHS: 600 000

## RISK OF PREMATURE DEATH DUE TO NCDs (%)



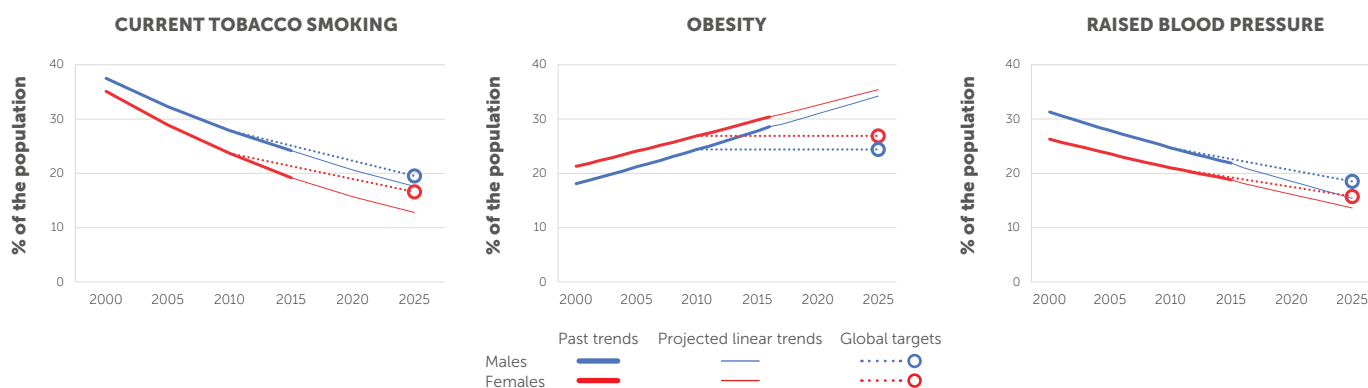
## PROPORTIONAL MORTALITY



245 500 LIVES CAN BE SAVED BY 2025 BY IMPLEMENTING ALL OF THE WHO "BEST BUYS"

		NATIONAL TARGET SET		DATA YEAR	MALES	FEMALES	TOTAL
<b>MORTALITY</b>							
	<b>Premature mortality from NCDs</b>	X	Total NCD deaths	2016	259 500	273 500	533 100
			Risk of premature death between 30-70 years (%)	2016	13	9	11
	<b>Suicide mortality</b>	-	Suicide mortality rate (per 100 000 population)	2016	-	-	9
<b>RISK FACTORS</b>							
	<b>Harmful use of alcohol</b>	X	Total alcohol per capita consumption, adults aged 15+ (litres of pure alcohol)	2016	18	5	11
	<b>Physical inactivity</b>	✓	Physical inactivity, adults aged 18+ (%)	2016	34	43	38
	<b>Salt/Sodium intake</b>	✓	Mean population salt intake, adults aged 20+ (g/day)	2010	10	9	9
	<b>Tobacco use</b>	✓	Current tobacco smoking, adults aged 15+ (%)	2016	23	19	21
	<b>Raised blood pressure</b>	X	Raised blood pressure, adults aged 18+ (%)	2015	22	19	20
	<b>Diabetes</b>	X	Raised blood glucose, adults aged 18+ (%)	2014	8	7	8
	<b>Obesity</b>	✓	Obesity, adults aged 18+ (%)	2016	29	30	30
			Obesity, adolescents aged 10-19 (%)	2016	10	9	9
	<b>Ambient air pollution</b>	-	Exceedance of WHO guidelines level for annual PM2.5 concentration (by a multiple of)	2016	-	-	1
	<b>Household air pollution</b>	-	Population with primary reliance on polluting fuels and technologies (%)	2016	-	-	<5

## SELECTED ADULT RISK FACTOR TRENDS

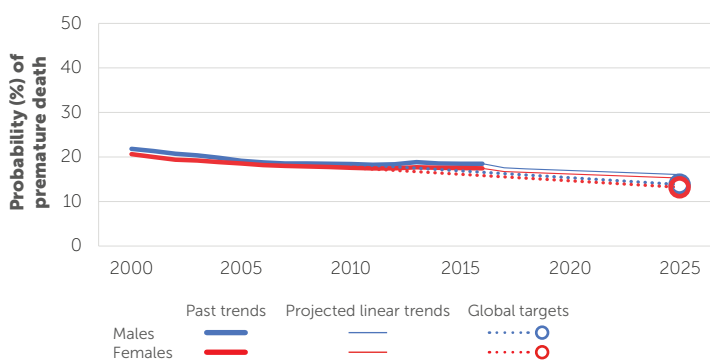


## NATIONAL SYSTEMS RESPONSE

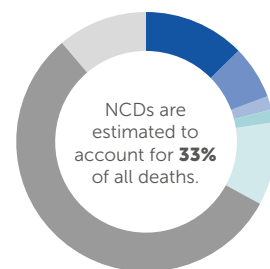
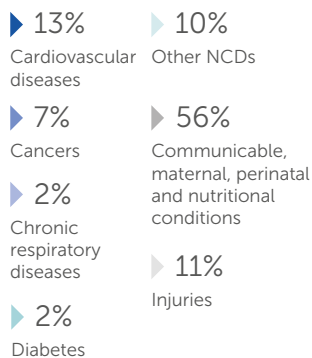
	<b>Drug therapy to prevent heart attacks and strokes</b>	✓	Proportion of population at high risk for CVD or with existing CVD (%)	-	...
			Proportion of high risk persons receiving any drug therapy and counselling to prevent heart attacks and strokes (%)	-	...
			Proportion of primary health care centres reported as offering CVD risk stratification	2017	More than 50%
			Reported having CVD guidelines that are utilized in at least 50% of health facilities	2017	Yes
	<b>Essential NCD medicines and basic technologies to treat major NCDs</b>	✓	Number of essential NCD medicines reported as "generally available"	2017	10 out of 10
			Number of essential NCD technologies reported as "generally available"	2017	0 out of 6

... = no data available

## RISK OF PREMATURE DEATH DUE TO NCDs (%)\*



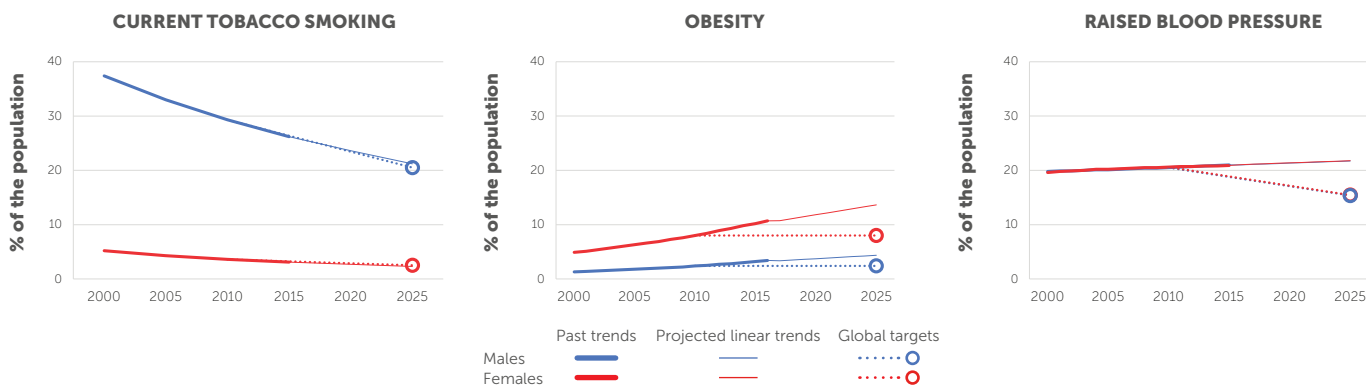
## PROPORTIONAL MORTALITY\*



21 600 LIVES CAN BE SAVED BY 2025 BY IMPLEMENTING ALL OF THE WHO "BEST BUYS"

MORTALITY*		NATIONAL TARGET SET		DATA YEAR	MALES	FEMALES	TOTAL
	<b>Premature mortality from NCDs</b>	✓	Total NCD deaths	2016	66 700	67 900	134 600
			Risk of premature death between 30-70 years (%)	2016	19	17	18
	<b>Suicide mortality</b>	-	Suicide mortality rate (per 100 000 population)	2016	-	-	5
RISK FACTORS							
	<b>Harmful use of alcohol</b>	✓	Total alcohol per capita consumption, adults aged 15+ (litres of pure alcohol)	2016	16	3	9
	<b>Physical inactivity</b>	✓	Physical inactivity, adults aged 18+ (%)	2016	5	7	6
	<b>Salt/Sodium intake</b>	✓	Mean population salt intake, adults aged 20+ (g/day)	2010	7	7	7
	<b>Tobacco use</b>	✓	Current tobacco smoking, adults aged 15+ (%)	2016	26	3	14
	<b>Raised blood pressure</b>	✓	Raised blood pressure, adults aged 18+ (%)	2015	21	21	21
	<b>Diabetes</b>	✓	Raised blood glucose, adults aged 18+ (%)	2014	4	5	4
	<b>Obesity</b>	✓	Obesity, adults aged 18+ (%)	2016	3	11	7
			Obesity, adolescents aged 10-19 (%)	2016	1	3	2
	<b>Ambient air pollution</b>	-	Exceedance of WHO guidelines level for annual PM2.5 concentration (by a multiple of)	2016	-	-	3
	<b>Household air pollution</b>	-	Population with primary reliance on polluting fuels and technologies (%)	2016	-	-	>95

## SELECTED ADULT RISK FACTOR TRENDS



## NATIONAL SYSTEMS RESPONSE

	<b>Drug therapy to prevent heart attacks and strokes</b>	✓	Proportion of population at high risk for CVD or with existing CVD (%)	-	...
			Proportion of high risk persons receiving any drug therapy and counselling to prevent heart attacks and strokes (%)	-	...
			Proportion of primary health care centres reported as offering CVD risk stratification	2017	Less than 25%
			Reported having CVD guidelines that are utilized in at least 50% of health facilities	2017	No
	<b>Essential NCD medicines and basic technologies to treat major NCDs</b>	✓	Number of essential NCD medicines reported as "generally available"	2017	6 out of 10
			Number of essential NCD technologies reported as "generally available"	2017	4 out of 6

... = no data available

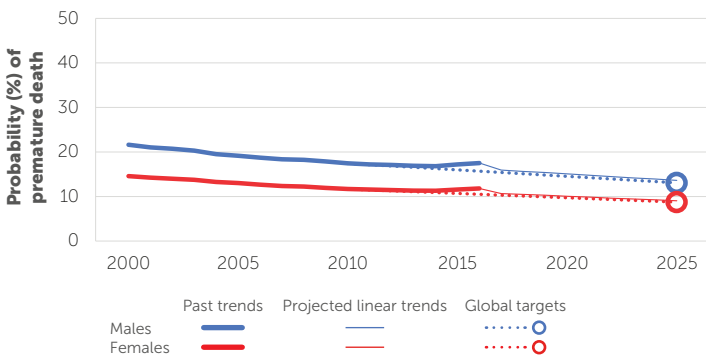
\* The mortality estimates for this country have a high degree of uncertainty because they are not based on any national NCD mortality data (see Explanatory Notes)

World Health Organization - Noncommunicable Diseases (NCD) Country Profiles, 2018.

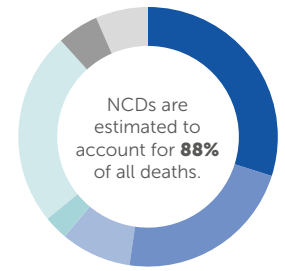
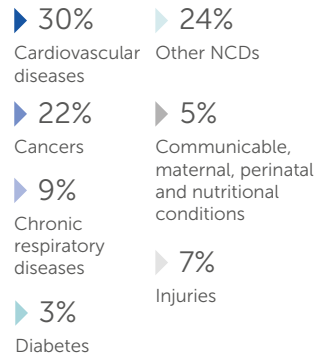
# UNITED STATES OF AMERICA

2016 TOTAL POPULATION: 322 200 000  
2016 TOTAL DEATHS: 2 802 000

## RISK OF PREMATURE DEATH DUE TO NCDs (%)



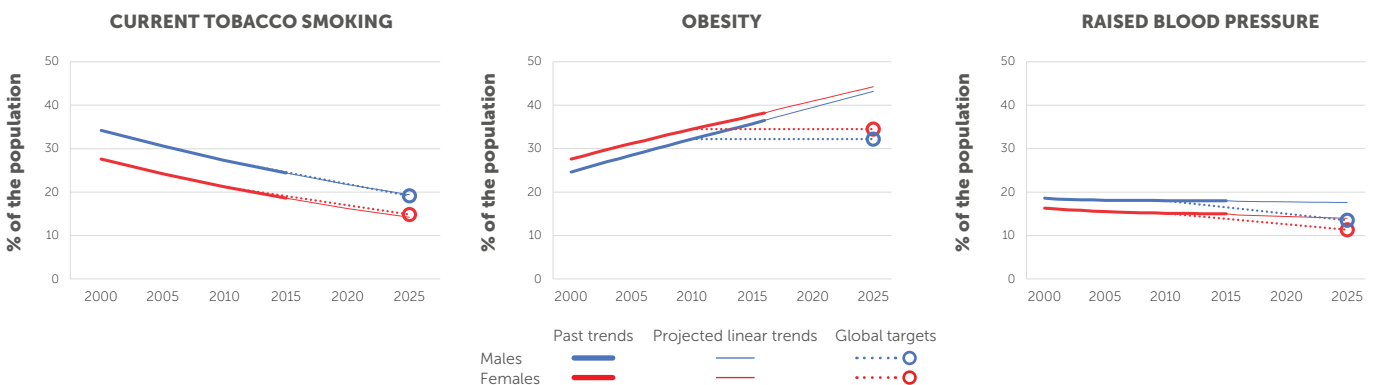
## PROPORTIONAL MORTALITY



563 600 LIVES CAN BE SAVED BY 2025 BY IMPLEMENTING ALL OF THE WHO "BEST BUYS"

MORTALITY		NATIONAL TARGET SET	DATA YEAR	MALES	FEMALES	TOTAL
Premature mortality from NCDs	X	Total NCD deaths	2016	1 242 000	1 232 000	2 474 000
		Risk of premature death between 30-70 years (%)	2016	18	12	15
Suicide mortality	-	Suicide mortality rate (per 100 000 population)	2016	-	-	15
RISK FACTORS						
Harmful use of alcohol	✓	Total alcohol per capita consumption, adults aged 15+ (litres of pure alcohol)	2016	16	4	10
Physical inactivity	✓	Physical inactivity, adults aged 18+ (%)	2016	34	51	43
Salt/Sodium intake	✓	Mean population salt intake, adults aged 20+ (g/day)	2010	10	9	9
Tobacco use	✓	Current tobacco smoking, adults aged 15+ (%)	2016	24	18	21
Raised blood pressure	X	Raised blood pressure, adults aged 18+ (%)	2015	18	15	16
Diabetes	X	Raised blood glucose, adults aged 18+ (%)	2014	10	8	9
Obesity	✓	Obesity, adults aged 18+ (%)	2016	37	38	37
		Obesity, adolescents aged 10-19 (%)	2016	22	19	21
Ambient air pollution	-	Exceedance of WHO guidelines level for annual PM2.5 concentration (by a multiple of) <sup>a</sup>	2016	-	-	-
Household air pollution	-	Population with primary reliance on polluting fuels and technologies (%)	2016	-	-	<5

## SELECTED ADULT RISK FACTOR TRENDS



## NATIONAL SYSTEMS RESPONSE

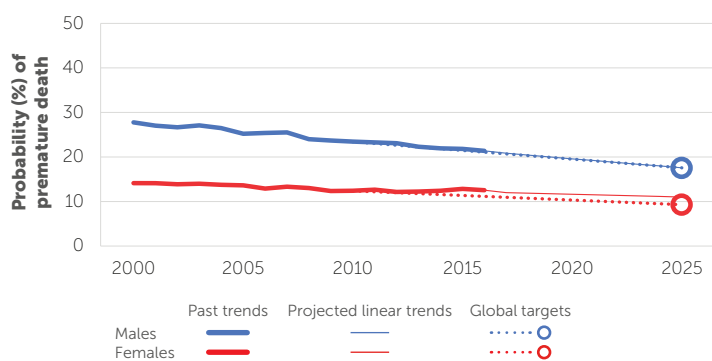
		Proportion of population at high risk for CVD or with existing CVD (%)	-	...
Drug therapy to prevent heart attacks and strokes	✓	Proportion of high risk persons receiving any drug therapy and counselling to prevent heart attacks and strokes (%)	-	...
		Proportion of primary health care centres reported as offering CVD risk stratification	2017	Don't know
		Reported having CVD guidelines that are utilized in at least 50% of health facilities	2017	Yes
		Essential NCD medicines and basic technologies to treat major NCDs	X	Number of essential NCD medicines reported as "generally available"
		Number of essential NCD technologies reported as "generally available"	2017	6 out of 6

... = no data available  
° not exceeding

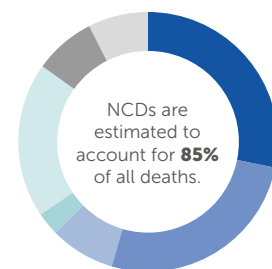
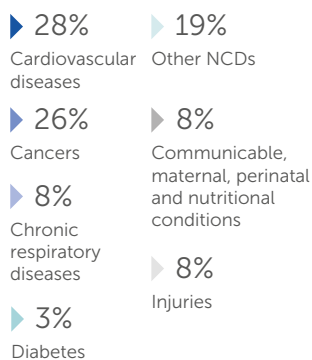
# URUGUAY

2016 TOTAL POPULATION: 3 444 000  
2016 TOTAL DEATHS: 33 000

## RISK OF PREMATURE DEATH DUE TO NCDs (%)



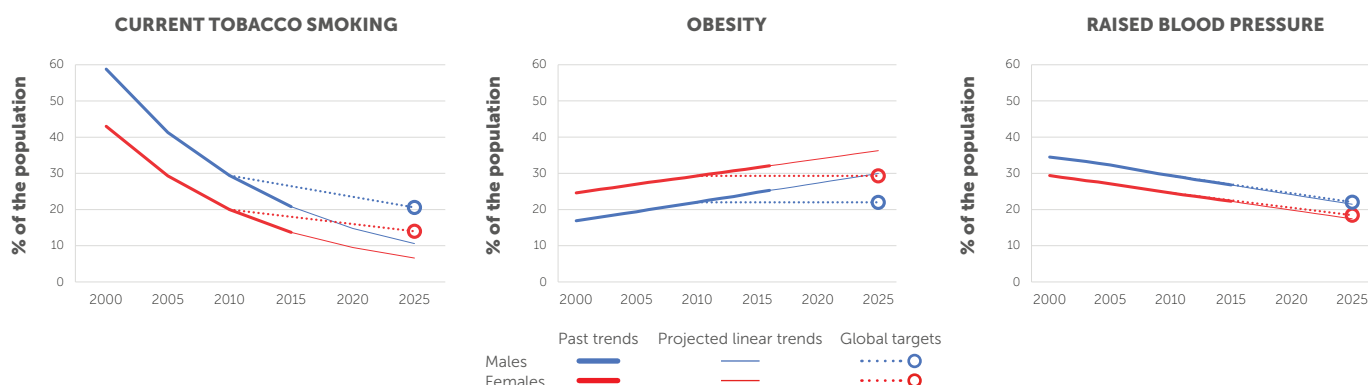
## PROPORTIONAL MORTALITY



50 800 LIVES CAN BE SAVED BY 2025 BY IMPLEMENTING ALL OF THE WHO "BEST BUYS"

MORTALITY		NATIONAL TARGET SET		DATA YEAR	MALES	FEMALES	TOTAL
Premature mortality from NCDs	✓	Total NCD deaths	2016	13 600	14 200	27 800	
		Risk of premature death between 30-70 years (%)	2016	21	13	17	
Suicide mortality	-	Suicide mortality rate (per 100 000 population)	2016	-	-	18	
RISK FACTORS							
Harmful use of alcohol	X	Total alcohol per capita consumption, adults aged 15+ (litres of pure alcohol)	2016	18	4	11	
Physical inactivity	X	Physical inactivity, adults aged 18+ (%)	2016	19	28	24	
Salt/Sodium intake	✓	Mean population salt intake, adults aged 20+ (g/day)	2010	7	7	7	
Tobacco use	✓	Current tobacco smoking, adults aged 15+ (%)	2016	19	13	16	
Raised blood pressure	X	Raised blood pressure, adults aged 18+ (%)	2015	27	22	24	
Diabetes	X	Raised blood glucose, adults aged 18+ (%)	2014	10	12	11	
Obesity	✓	Obesity, adults aged 18+ (%)	2016	25	32	29	
		Obesity, adolescents aged 10-19 (%)	2016	14	10	12	
Ambient air pollution	-	Exceedance of WHO guidelines level for annual PM2.5 concentration (by a multiple of) <sup>a</sup>	2016	-	-	-	
Household air pollution	-	Population with primary reliance on polluting fuels and technologies (%)	2016	-	-	<5	

## SELECTED ADULT RISK FACTOR TRENDS



## NATIONAL SYSTEMS RESPONSE

Drug therapy to prevent heart attacks and strokes	X	Proportion of population at high risk for CVD or with existing CVD (%)	-	...
		Proportion of high risk persons receiving any drug therapy and counselling to prevent heart attacks and strokes (%)	-	...
		Proportion of primary health care centres reported as offering CVD risk stratification	2017	Don't know
		Reported having CVD guidelines that are utilized in at least 50% of health facilities	2017	No
Essential NCD medicines and basic technologies to treat major NCDs	X	Number of essential NCD medicines reported as "generally available"	2017	10 out of 10
		Number of essential NCD technologies reported as "generally available"	2017	6 out of 6

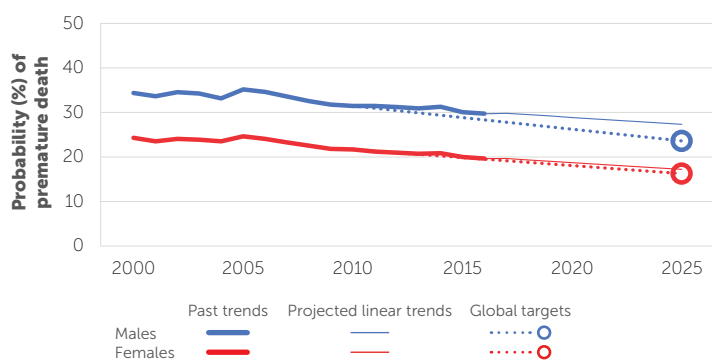
... = no data available  
° not exceeding

World Health Organization - Noncommunicable Diseases (NCD) Country Profiles, 2018.

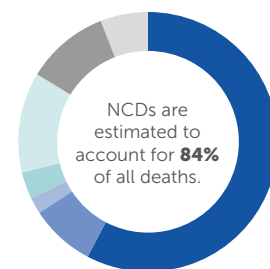
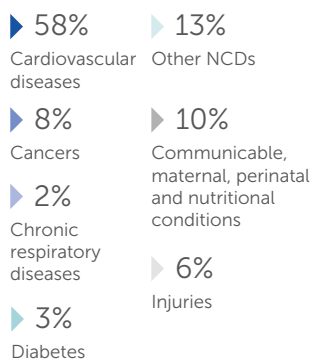
# UZBEKISTAN

2016 TOTAL POPULATION: 31 447 000  
2016 TOTAL DEATHS: 171 000

## RISK OF PREMATURE DEATH DUE TO NCDs (%)



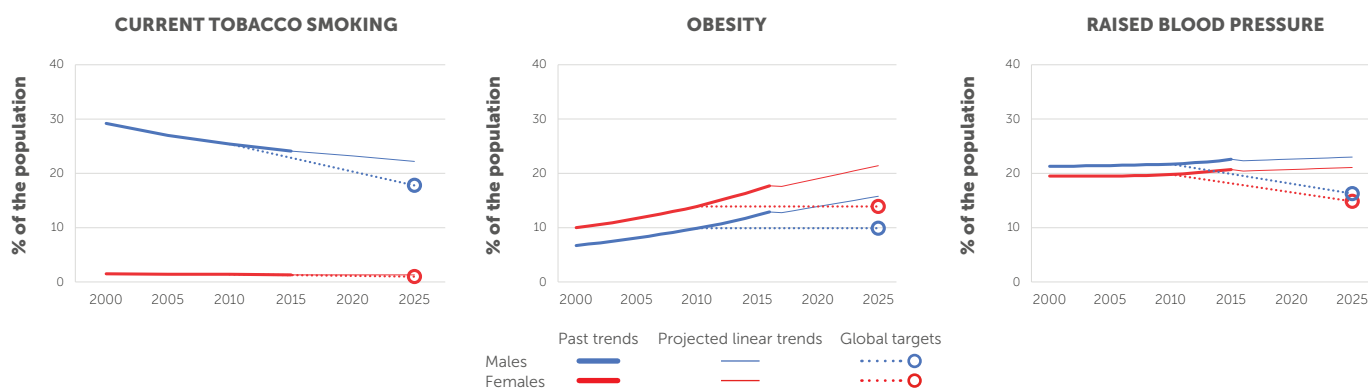
## PROPORTIONAL MORTALITY



**19 400 LIVES CAN BE SAVED BY 2025 BY IMPLEMENTING ALL OF THE WHO "BEST BUYS"**

MORTALITY		NATIONAL TARGET SET		DATA YEAR	MALES	FEMALES	TOTAL
Premature mortality from NCDs	X	Total NCD deaths	2016	75 900	67 600	143 500	
		Risk of premature death between 30-70 years (%)	2016	30	20	25	
Suicide mortality	-	Suicide mortality rate (per 100 000 population)	2016	-	-	7	
RISK FACTORS							
Harmful use of alcohol	✓	Total alcohol per capita consumption, adults aged 15+ (litres of pure alcohol)	2016	5	1	3	
Physical inactivity	X	Physical inactivity, adults aged 18+ (%)	2016	12	24	18	
Salt/Sodium intake	✓	Mean population salt intake, adults aged 20+ (g/day)	2010	15	14	14	
Tobacco use	✓	Current tobacco smoking, adults aged 15+ (%)	2016	24	1	12	
Raised blood pressure	X	Raised blood pressure, adults aged 18+ (%)	2015	23	21	22	
Diabetes	X	Raised blood glucose, adults aged 18+ (%)	2014	8	9	9	
Obesity	X	Obesity, adults aged 18+ (%)	2016	13	18	15	
		Obesity, adolescents aged 10-19 (%)	2016	4	2	3	
Ambient air pollution	-	Exceedance of WHO guidelines level for annual PM2.5 concentration (by a multiple of)	2016	-	-	3	
Household air pollution	-	Population with primary reliance on polluting fuels and technologies (%)	2016	-	-	8	

## SELECTED ADULT RISK FACTOR TRENDS



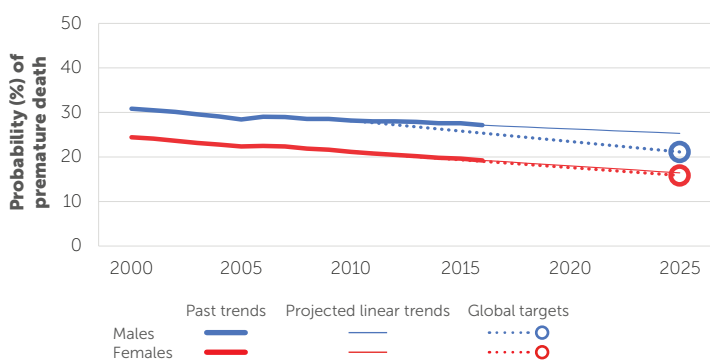
## NATIONAL SYSTEMS RESPONSE

Drug therapy to prevent heart attacks and strokes	X	Proportion of population at high risk for CVD or with existing CVD (%)	-	...
		Proportion of high risk persons receiving any drug therapy and counselling to prevent heart attacks and strokes (%)	-	...
		Proportion of primary health care centres reported as offering CVD risk stratification	2017	Less than 25%
		Reported having CVD guidelines that are utilized in at least 50% of health facilities	2017	No
Essential NCD medicines and basic technologies to treat major NCDs	X	Number of essential NCD medicines reported as "generally available"	2017	9 out of 10
		Number of essential NCD technologies reported as "generally available"	2017	4 out of 6

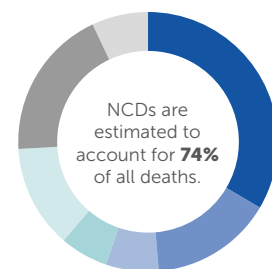
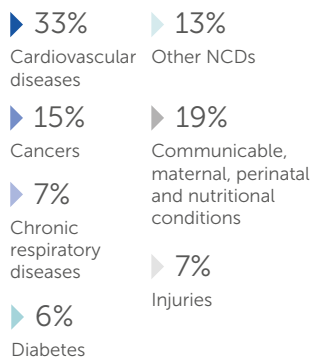
... = no data available

World Health Organization - Noncommunicable Diseases (NCD) Country Profiles, 2018.

## RISK OF PREMATURE DEATH DUE TO NCDs (%)\*



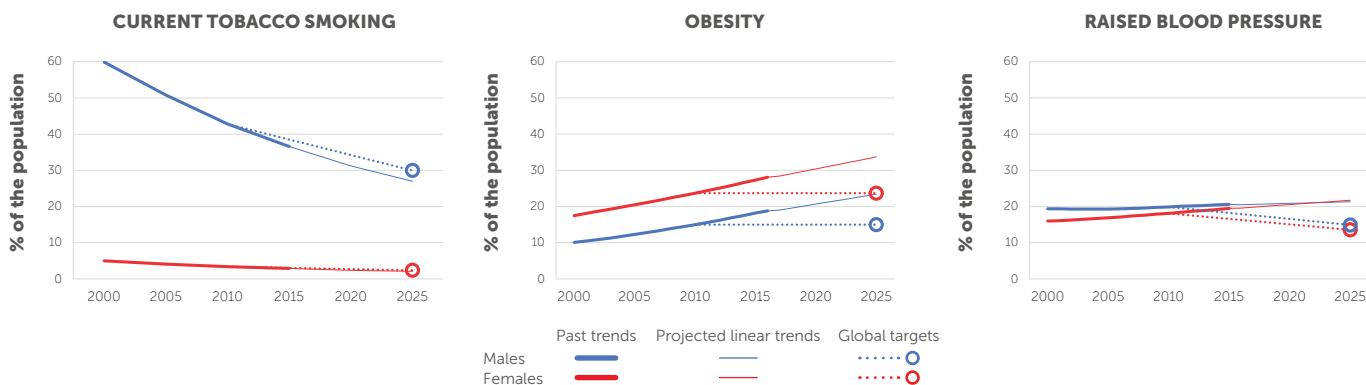
## PROPORTIONAL MORTALITY\*



## 100 LIVES CAN BE SAVED BY 2025 BY IMPLEMENTING ALL OF THE WHO "BEST BUYS"

MORTALITY*		NATIONAL TARGET SET		DATA YEAR	MALES	FEMALES	TOTAL
Premature mortality from NCDs	✓	Total NCD deaths	2016	550	420	980	
		Risk of premature death between 30-70 years (%)	2016	27	19	23	
Suicide mortality	-	Suicide mortality rate (per 100 000 population)	2016	-	-	4	
RISK FACTORS							
Harmful use of alcohol	✓	Total alcohol per capita consumption, adults aged 15+ (litres of pure alcohol)	2016	2	0	1	
Physical inactivity	✓	Physical inactivity, adults aged 18+ (%)	2016	7	8	7	
Salt/Sodium intake	✓	Mean population salt intake, adults aged 20+ (g/day)	2010	6	5	6	
Tobacco use	✓	Current tobacco smoking, adults aged 15+ (%)	2016	35	3	19	
Raised blood pressure	✓	Raised blood pressure, adults aged 18+ (%)	2015	21	20	20	
Diabetes	✓	Raised blood glucose, adults aged 18+ (%)	2014	13	13	13	
Obesity	✓	Obesity, adults aged 18+ (%)	2016	19	28	24	
		Obesity, adolescents aged 10-19 (%)	2016	7	7	7	
Ambient air pollution	-	Exceedance of WHO guidelines level for annual PM2.5 concentration (by a multiple of)	2016	-	-	1	
Household air pollution	-	Population with primary reliance on polluting fuels and technologies (%)	2016	-	-	87	

## SELECTED ADULT RISK FACTOR TRENDS



## NATIONAL SYSTEMS RESPONSE

Drug therapy to prevent heart attacks and strokes	✓	Proportion of population at high risk for CVD or with existing CVD (%)	-	...
	-	Proportion of high risk persons receiving any drug therapy and counselling to prevent heart attacks and strokes (%)	-	...
	-	Proportion of primary health care centres reported as offering CVD risk stratification	2017	Less than 25%
	-	Reported having CVD guidelines that are utilized in at least 50% of health facilities	2017	Yes
Essential NCD medicines and basic technologies to treat major NCDs	✓	Number of essential NCD medicines reported as "generally available"	2017	7 out of 10
	-	Number of essential NCD technologies reported as "generally available"	2017	5 out of 6

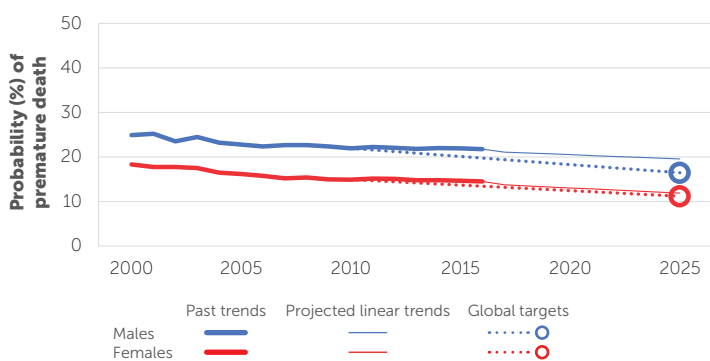
... = no data available

\* The mortality estimates for this country have a high degree of uncertainty because they are not based on any national NCD mortality data (see Explanatory Notes)

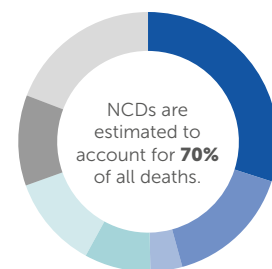
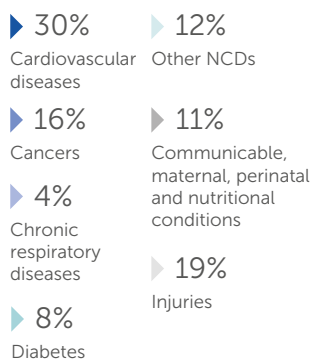
World Health Organization - Noncommunicable Diseases (NCD) Country Profiles, 2018.



## RISK OF PREMATURE DEATH DUE TO NCDs (%)



## PROPORTIONAL MORTALITY




## 111 100 LIVES CAN BE SAVED BY 2025 BY IMPLEMENTING ALL OF THE WHO "BEST BUYS"

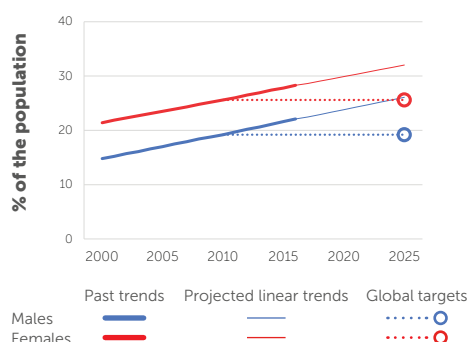
		NATIONAL TARGET SET		DATA YEAR	MALES	FEMALES	TOTAL
<b>MORTALITY</b>							
	<b>Premature mortality from NCDs</b>	X	Total NCD deaths	2016	68 700	57 200	125 800
			Risk of premature death between 30-70 years (%)	2016	22	15	18
	<b>Suicide mortality</b>	-	Suicide mortality rate (per 100 000 population)	2016	-	-	4
<b>RISK FACTORS</b>							
	<b>Harmful use of alcohol</b>	X	Total alcohol per capita consumption, adults aged 15+ (litres of pure alcohol)	2016	10	2	6
	<b>Physical inactivity</b>	X	Physical inactivity, adults aged 18+ (%)	2016	28	33	30
	<b>Salt/Sodium intake</b>	X	Mean population salt intake, adults aged 20+ (g/day)	2010	9	9	9
	<b>Tobacco use</b>	X	Current tobacco smoking, adults aged 15+ (%)	2016	...	...	...
	<b>Raised blood pressure</b>	X	Raised blood pressure, adults aged 18+ (%)	2015	20	15	17
	<b>Diabetes</b>	X	Raised blood glucose, adults aged 18+ (%)	2014	9	9	9
	<b>Obesity</b>	X	Obesity, adults aged 18+ (%)	2016	22	28	25
			Obesity, adolescents aged 10-19 (%)	2016	13	12	12
	<b>Ambient air pollution</b>	-	Exceedance of WHO guidelines level for annual PM2.5 concentration (by a multiple of)	2016	-	-	2
	<b>Household air pollution</b>	-	Population with primary reliance on polluting fuels and technologies (%)	2016	-	-	<5

## SELECTED ADULT RISK FACTOR TRENDS

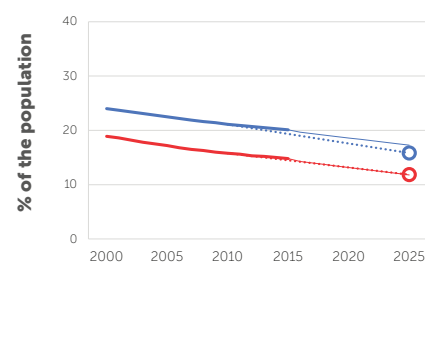
### CURRENT TOBACCO SMOKING



### OBESITY



### RAISED BLOOD PRESSURE



## NATIONAL SYSTEMS RESPONSE

			Proportion of population at high risk for CVD or with existing CVD (%)	-	...
	<b>Drug therapy to prevent heart attacks and strokes</b>	X	Proportion of high risk persons receiving any drug therapy and counselling to prevent heart attacks and strokes (%)	-	...
			Proportion of primary health care centres reported as offering CVD risk stratification	2017	Don't know
			Reported having CVD guidelines that are utilized in at least 50% of health facilities	2017	No
	<b>Essential NCD medicines and basic technologies to treat major NCDs</b>	X	Number of essential NCD medicines reported as "generally available"	2017	10 out of 10
			Number of essential NCD technologies reported as "generally available"	2017	3 out of 6

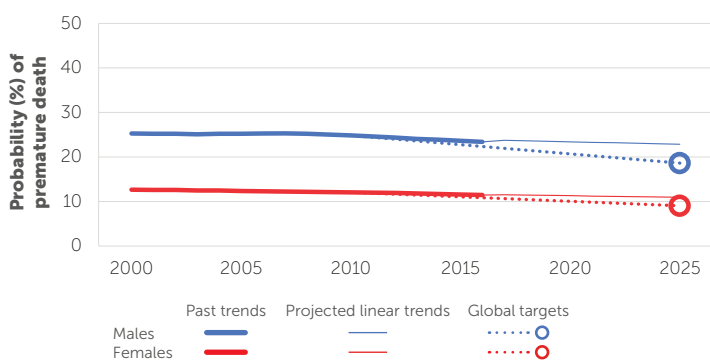
... = no data available

# VIET NAM

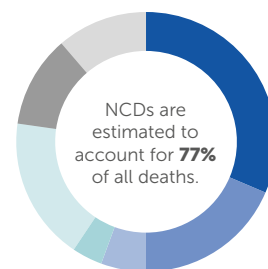
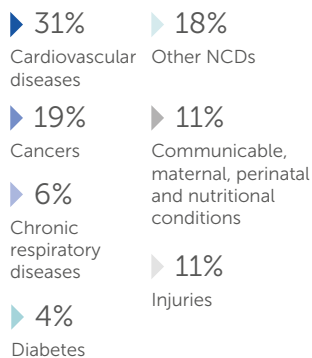
2016 TOTAL POPULATION: 94 569 000

2016 TOTAL DEATHS: 549 000

## RISK OF PREMATURE DEATH DUE TO NCDs (%)\*



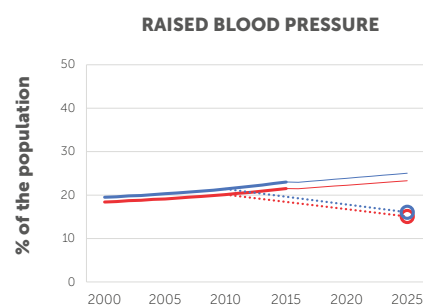
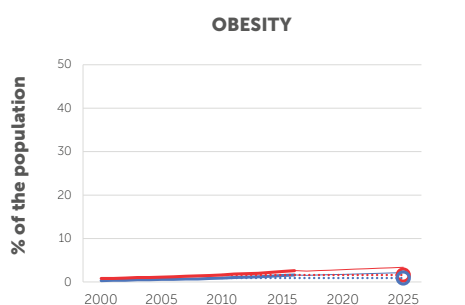
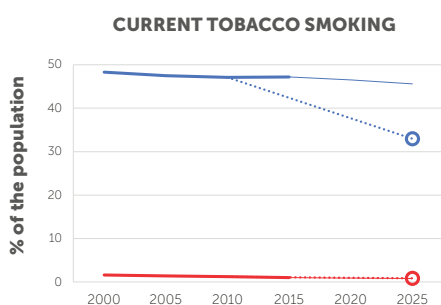
## PROPORTIONAL MORTALITY\*



**52 100 LIVES CAN BE SAVED BY 2025 BY IMPLEMENTING ALL OF THE WHO "BEST BUYS"**

MORTALITY*		NATIONAL TARGET SET		DATA YEAR	MALES	FEMALES	TOTAL
Premature mortality from NCDs	✓	Total NCD deaths		2016	225 300	198 600	424 000
		Risk of premature death between 30-70 years (%)		2016	23	11	17
Suicide mortality	-	Suicide mortality rate (per 100 000 population)		2016	-	-	7
RISK FACTORS							
Harmful use of alcohol	✓	Total alcohol per capita consumption, adults aged 15+ (litres of pure alcohol)		2016	15	2	8
Physical inactivity	✓	Physical inactivity, adults aged 18+ (%)		2016	19	30	25
Salt/Sodium intake	✓	Mean population salt intake, adults aged 20+ (g/day)		2010	12	11	12
Tobacco use	✓	Current tobacco smoking, adults aged 15+ (%)		2016	47	1	23
Raised blood pressure	✓	Raised blood pressure, adults aged 18+ (%)		2015	23	22	22
Diabetes	✓	Raised blood glucose, adults aged 18+ (%)		2014	5	5	5
Obesity	✓	Obesity, adults aged 18+ (%)		2016	2	3	2
		Obesity, adolescents aged 10-19 (%)		2016	2	1	2
Ambient air pollution	-	Exceedance of WHO guidelines level for annual PM2.5 concentration (by a multiple of)		2016	-	-	3
Household air pollution	-	Population with primary reliance on polluting fuels and technologies (%)		2016	-	-	33

## SELECTED ADULT RISK FACTOR TRENDS



## NATIONAL SYSTEMS RESPONSE

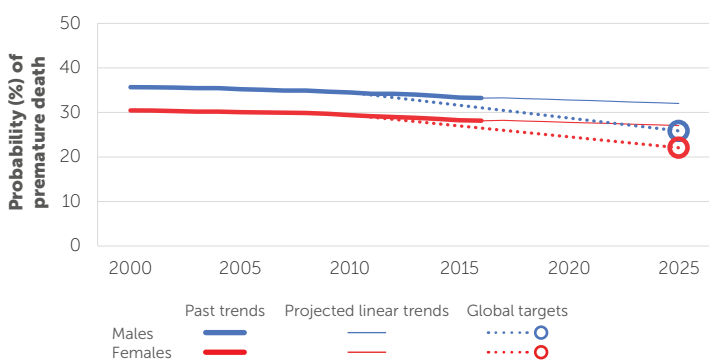
Drug therapy to prevent heart attacks and strokes	✓	Proportion of population at high risk for CVD or with existing CVD (%)	2015	13
		Proportion of high risk persons receiving any drug therapy and counselling to prevent heart attacks and strokes (%)	2015	29
		Proportion of primary health care centres reported as offering CVD risk stratification	2017	Less than 25%
		Reported having CVD guidelines that are utilized in at least 50% of health facilities	2017	No
Essential NCD medicines and basic technologies to treat major NCDs	✓	Number of essential NCD medicines reported as "generally available"	2017	2 out of 10
		Number of essential NCD technologies reported as "generally available"	2017	3 out of 6

\* The mortality estimates for this country have a high degree of uncertainty because they are not based on any national NCD mortality data (see Explanatory Notes)

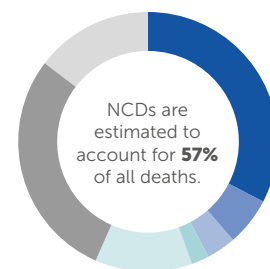
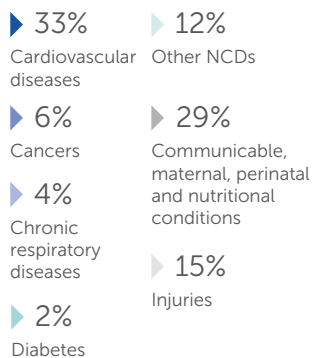
# YEMEN

2016 TOTAL POPULATION: 27 584 000  
2016 TOTAL DEATHS: 174 000

## RISK OF PREMATURE DEATH DUE TO NCDs (%)\*



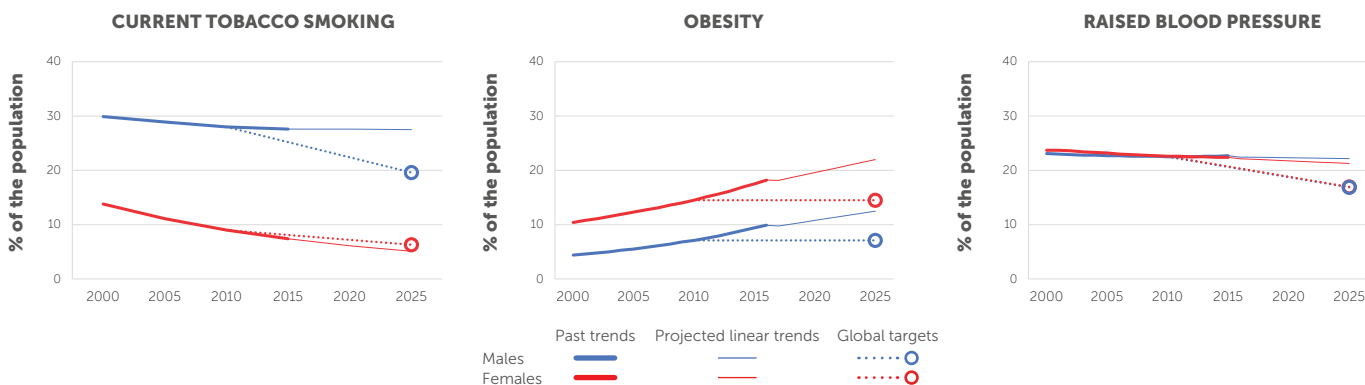
## PROPORTIONAL MORTALITY\*



**16 300 LIVES CAN BE SAVED BY 2025 BY IMPLEMENTING ALL OF THE WHO "BEST BUYS"**

MORTALITY*		NATIONAL TARGET SET		DATA YEAR	MALES	FEMALES	TOTAL
📊	Premature mortality from NCDs	X	Total NCD deaths	2016	49 900	48 600	98 600
			Risk of premature death between 30-70 years (%)	2016	33	28	31
👤	Suicide mortality	-	Suicide mortality rate (per 100 000 population)	2016	-	-	8
RISK FACTORS							
🍷	Harmful use of alcohol	X	Total alcohol per capita consumption, adults aged 15+ (litres of pure alcohol)	2016	0	0	0
🚶	Physical inactivity	X	Physical inactivity, adults aged 18+ (%)	2016	...	...	...
🧂	Salt/Sodium intake	X	Mean population salt intake, adults aged 20+ (g/day)	2010	9	8	9
🚬	Tobacco use	X	Current tobacco smoking, adults aged 15+ (%)	2016	28	7	17
🩺	Raised blood pressure	X	Raised blood pressure, adults aged 18+ (%)	2015	23	22	23
👤	Diabetes	X	Raised blood glucose, adults aged 18+ (%)	2014	8	7	8
👤	Obesity	X	Obesity, adults aged 18+ (%)	2016	10	18	14
			Obesity, adolescents aged 10-19 (%)	2016	5	6	5
🏠	Ambient air pollution	-	Exceedance of WHO guidelines level for annual PM2.5 concentration (by a multiple of)	2016	-	-	4
🏠	Household air pollution	-	Population with primary reliance on polluting fuels and technologies (%)	2016	-	-	35

## SELECTED ADULT RISK FACTOR TRENDS



## NATIONAL SYSTEMS RESPONSE

👤	Drug therapy to prevent heart attacks and strokes	X	Proportion of population at high risk for CVD or with existing CVD (%)	-	...
			Proportion of high risk persons receiving any drug therapy and counselling to prevent heart attacks and strokes (%)	-	...
			Proportion of primary health care centres reported as offering CVD risk stratification	2017	Don't know
			Reported having CVD guidelines that are utilized in at least 50% of health facilities	2017	No
📦	Essential NCD medicines and basic technologies to treat major NCDs	X	Number of essential NCD medicines reported as "generally available"	2017	0 out of 10
			Number of essential NCD technologies reported as "generally available"	2017	5 out of 6

... = no data available

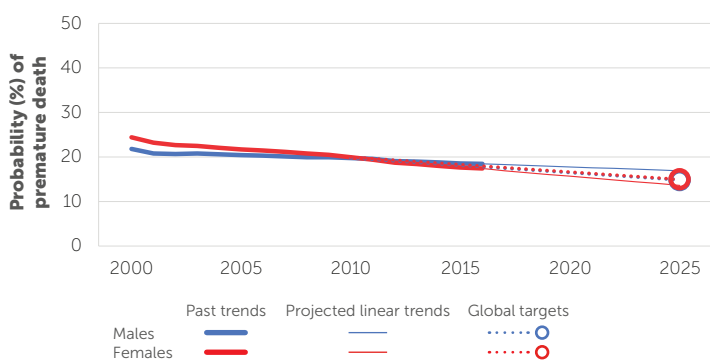
\* The mortality estimates for this country have a high degree of uncertainty because they are not based on any national NCD mortality data (see Explanatory Notes)

World Health Organization - Noncommunicable Diseases (NCD) Country Profiles, 2018.

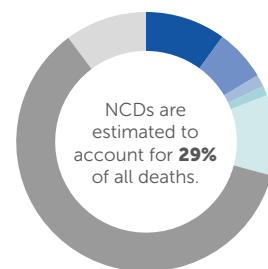
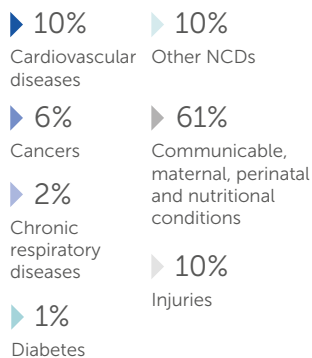
# ZAMBIA

2016 TOTAL POPULATION: 16 591 000  
2016 TOTAL DEATHS: 125 000

## RISK OF PREMATURE DEATH DUE TO NCDs (%)\*



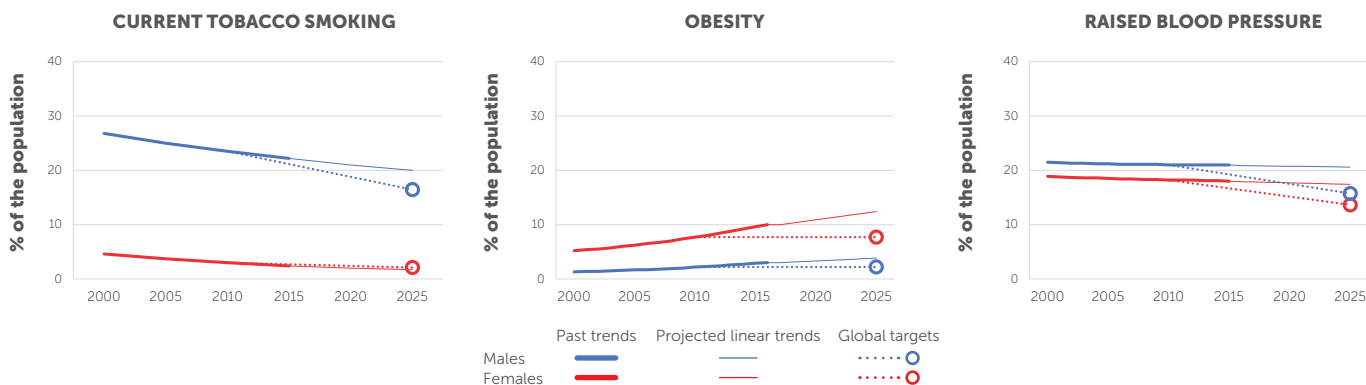
## PROPORTIONAL MORTALITY\*



## 10 000 LIVES CAN BE SAVED BY 2025 BY IMPLEMENTING ALL OF THE WHO "BEST BUYS"

MORTALITY*		NATIONAL TARGET SET		DATA YEAR	MALES	FEMALES	TOTAL
	<b>Premature mortality from NCDs</b>	X	Total NCD deaths	2016	17 900	18 500	36 400
			Risk of premature death between 30-70 years (%)	2016	18	17	18
	<b>Suicide mortality</b>	-	Suicide mortality rate (per 100 000 population)	2016	-	-	6
RISK FACTORS							
	<b>Harmful use of alcohol</b>	X	Total alcohol per capita consumption, adults aged 15+ (litres of pure alcohol)	2016	8	1	5
	<b>Physical inactivity</b>	X	Physical inactivity, adults aged 18+ (%)	2016	17	23	20
	<b>Salt/Sodium intake</b>	X	Mean population salt intake, adults aged 20+ (g/day)	2010	6	6	6
	<b>Tobacco use</b>	X	Current tobacco smoking, adults aged 15+ (%)	2016	22	2	12
	<b>Raised blood pressure</b>	X	Raised blood pressure, adults aged 18+ (%)	2015	21	18	20
	<b>Diabetes</b>	X	Raised blood glucose, adults aged 18+ (%)	2014	4	4	4
	<b>Obesity</b>	X	Obesity, adults aged 18+ (%)	2016	3	10	7
			Obesity, adolescents aged 10-19 (%)	2016	2	3	2
	<b>Ambient air pollution</b>	-	Exceedance of WHO guidelines level for annual PM2.5 concentration (by a multiple of)	2016	-	-	2
	<b>Household air pollution</b>	-	Population with primary reliance on polluting fuels and technologies (%)	2016	-	-	84

## SELECTED ADULT RISK FACTOR TRENDS



## NATIONAL SYSTEMS RESPONSE

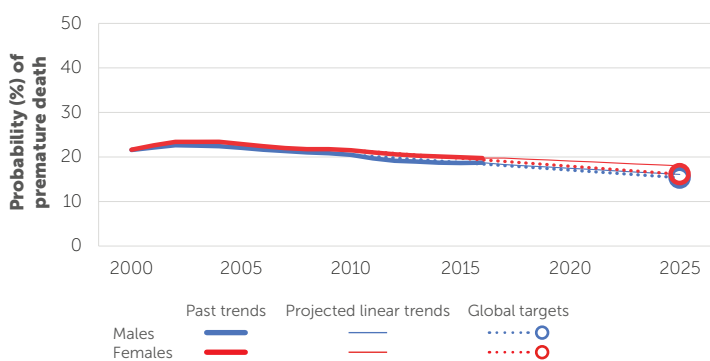
	<b>Drug therapy to prevent heart attacks and strokes</b>	X	Proportion of population at high risk for CVD or with existing CVD (%)	2017	4
			Proportion of high risk persons receiving any drug therapy and counselling to prevent heart attacks and strokes (%)	2017	13
			Proportion of primary health care centres reported as offering CVD risk stratification	2017	Less than 25%
			Reported having CVD guidelines that are utilized in at least 50% of health facilities	2017	Yes
	<b>Essential NCD medicines and basic technologies to treat major NCDs</b>	X	Number of essential NCD medicines reported as "generally available"	2017	6 out of 10
			Number of essential NCD technologies reported as "generally available"	2017	4 out of 6

\* The mortality estimates for this country have a high degree of uncertainty because they are not based on any national NCD mortality data (see Explanatory Notes)

# ZIMBABWE

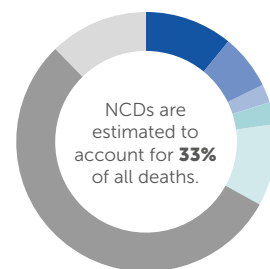
2016 TOTAL POPULATION: 16 150 000  
2016 TOTAL DEATHS: 130 000

## RISK OF PREMATURE DEATH DUE TO NCDs (%)\*



## PROPORTIONAL MORTALITY\*

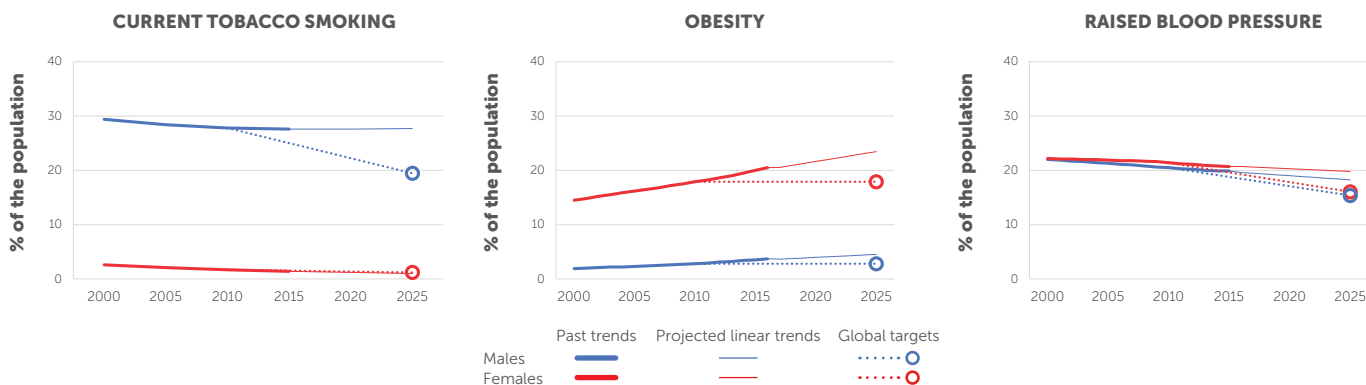
- ▶ 11% Cardiovascular diseases
- ▶ 7% Cancers
- ▶ 2% Chronic respiratory diseases
- ▶ 3% Diabetes
- ▶ 10% Other NCDs
- ▶ 55% Communicable, maternal, perinatal and nutritional conditions
- ▶ 12% Injuries



**12 100 LIVES CAN BE SAVED BY 2025 BY IMPLEMENTING ALL OF THE WHO "BEST BUYS"**

		NATIONAL TARGET SET		DATA YEAR	MALES	FEMALES	TOTAL
<b>MORTALITY*</b>							
	<b>Premature mortality from NCDs</b>	X	Total NCD deaths	2016	19 300	23 600	42 900
			Risk of premature death between 30-70 years (%)	2016	19	20	19
	<b>Suicide mortality</b>	-	Suicide mortality rate (per 100 000 population)	2016	-	-	11
<b>RISK FACTORS</b>							
	<b>Harmful use of alcohol</b>	X	Total alcohol per capita consumption, adults aged 15+ (litres of pure alcohol)	2016	9	1	5
	<b>Physical inactivity</b>	X	Physical inactivity, adults aged 18+ (%)	2016	21	29	25
	<b>Salt/Sodium intake</b>	X	Mean population salt intake, adults aged 20+ (g/day)	2010	8	7	8
	<b>Tobacco use</b>	X	Current tobacco smoking, adults aged 15+ (%)	2016	28	1	14
	<b>Raised blood pressure</b>	X	Raised blood pressure, adults aged 18+ (%)	2015	20	21	20
	<b>Diabetes</b>	X	Raised blood glucose, adults aged 18+ (%)	2014	4	5	5
	<b>Obesity</b>	X	Obesity, adults aged 18+ (%)	2016	4	21	12
			Obesity, adolescents aged 10-19 (%)	2016	1	6	3
	<b>Ambient air pollution</b>	-	Exceedance of WHO guidelines level for annual PM2.5 concentration (by a multiple of)	2016	-	-	2
	<b>Household air pollution</b>	-	Population with primary reliance on polluting fuels and technologies (%)	2016	-	-	71

## SELECTED ADULT RISK FACTOR TRENDS



## NATIONAL SYSTEMS RESPONSE

	<b>Drug therapy to prevent heart attacks and strokes</b>	X	Proportion of population at high risk for CVD or with existing CVD (%)	-	...
			Proportion of high risk persons receiving any drug therapy and counselling to prevent heart attacks and strokes (%)	-	...
			Proportion of primary health care centres reported as offering CVD risk stratification	2017	None
			Reported having CVD guidelines that are utilized in at least 50% of health facilities	2017	Yes
	<b>Essential NCD medicines and basic technologies to treat major NCDs</b>	X	Number of essential NCD medicines reported as "generally available"	2017	4 out of 10
			Number of essential NCD technologies reported as "generally available"	2017	3 out of 6

... = no data available

\* The mortality estimates for this country have a high degree of uncertainty because they are not based on any national NCD mortality data (see Explanatory Notes)

World Health Organization - Noncommunicable Diseases (NCD) Country Profiles, 2018.







ISBN 978 92 4 151462 0

